

United States Patent [19]

Jameson

[11] Patent Number: **Des. 313,551**

[45] Date of Patent: **** Jan. 8, 1991**

[54] **BUCKET-SUPPORTING LADDER ACCESSORY**

[76] Inventor: **Jesse A. Jameson, 5050 E. 5th St., #E-12, Tucson, Ariz. 85711**

[**] Term: **14 Years**

[21] Appl. No.: **171,294**

[22] Filed: **Mar. 22, 1988**

[52] U.S. Cl. **D8/373**

[58] Field of Search **D8/373, 396; 248/291, 248/289.1, 113, 313, 210, 674**

[56] **References Cited**

U.S. PATENT DOCUMENTS

D. 291,650	9/1987	Monzen	D8/373	X
3,001,753	9/1961	Smith	248/313	
3,104,859	9/1963	Hoelzel	248/313	
3,239,181	3/1966	Ellerbrock	248/210	
3,734,439	5/1973	Wentz	248/291	X
3,929,228	12/1975	Margolin et al.	248/289.1	X

4,013,251	3/1977	Cleveland	248/210
4,036,463	7/1977	Hopkins et al.	248/210
4,776,550	10/1988	Storey	248/210
4,824,060	4/1989	Korda	248/113 X
4,878,644	11/1989	Downing	248/674

Primary Examiner—Horace B. Fay, Jr.
Attorney, Agent, or Firm—Cushman, Darby & Cushman

[57] **CLAIM**

The ornamental design for a bucket-supporting ladder accessory, as shown and described.

DESCRIPTION

FIG. 1 is a perspective view of a bucket-supporting ladder accessory showing my new design; FIG. 2 is a top plan view thereof; and FIG. 3 is a bottom plan view thereof; The broken line showing of a ladder, a paint bucket, and means to secure the bucket-supporting ladder accessory to the ladder is for illustrative purposes only and forms no part of the claimed design.

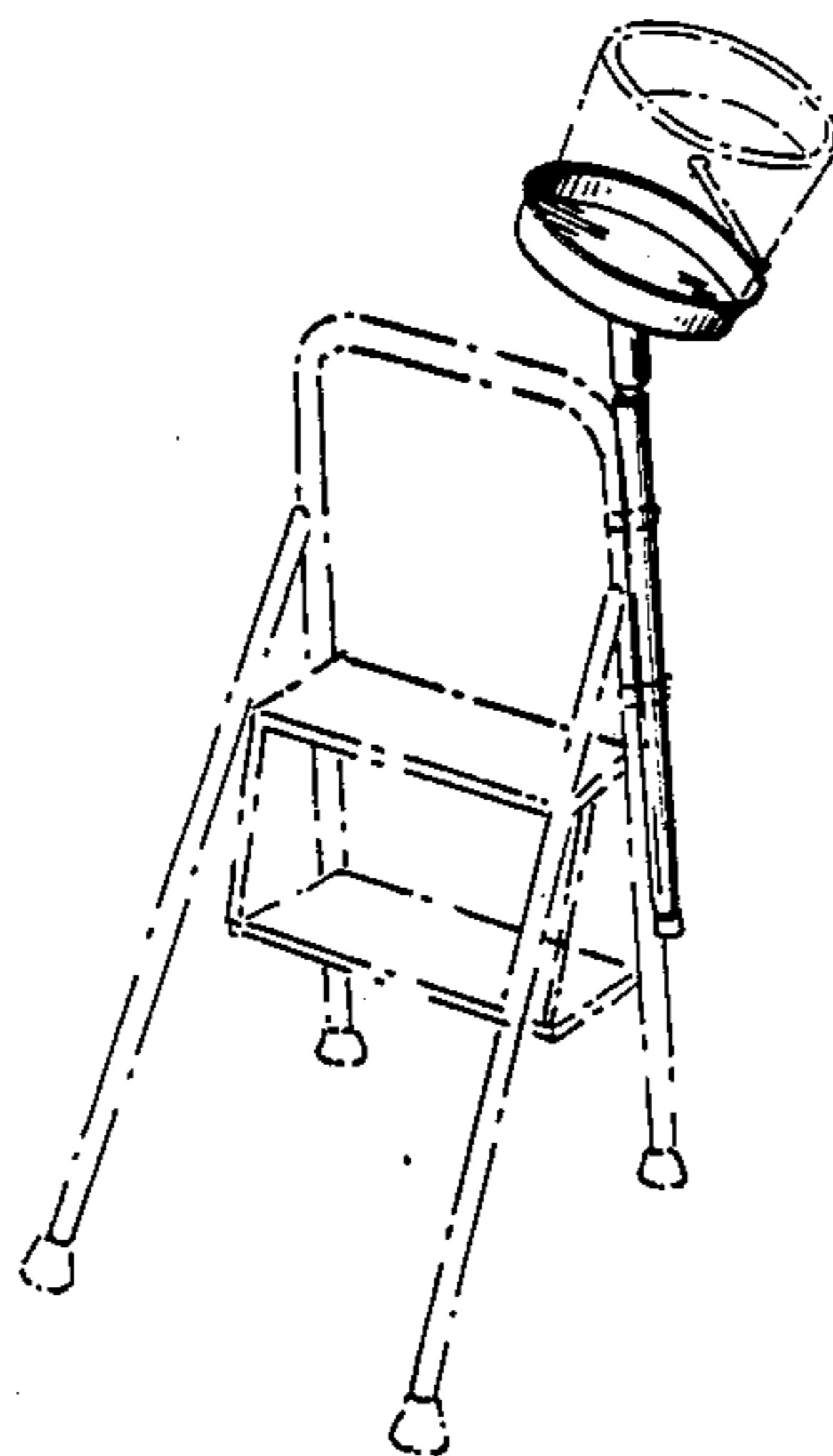


FIG. 1

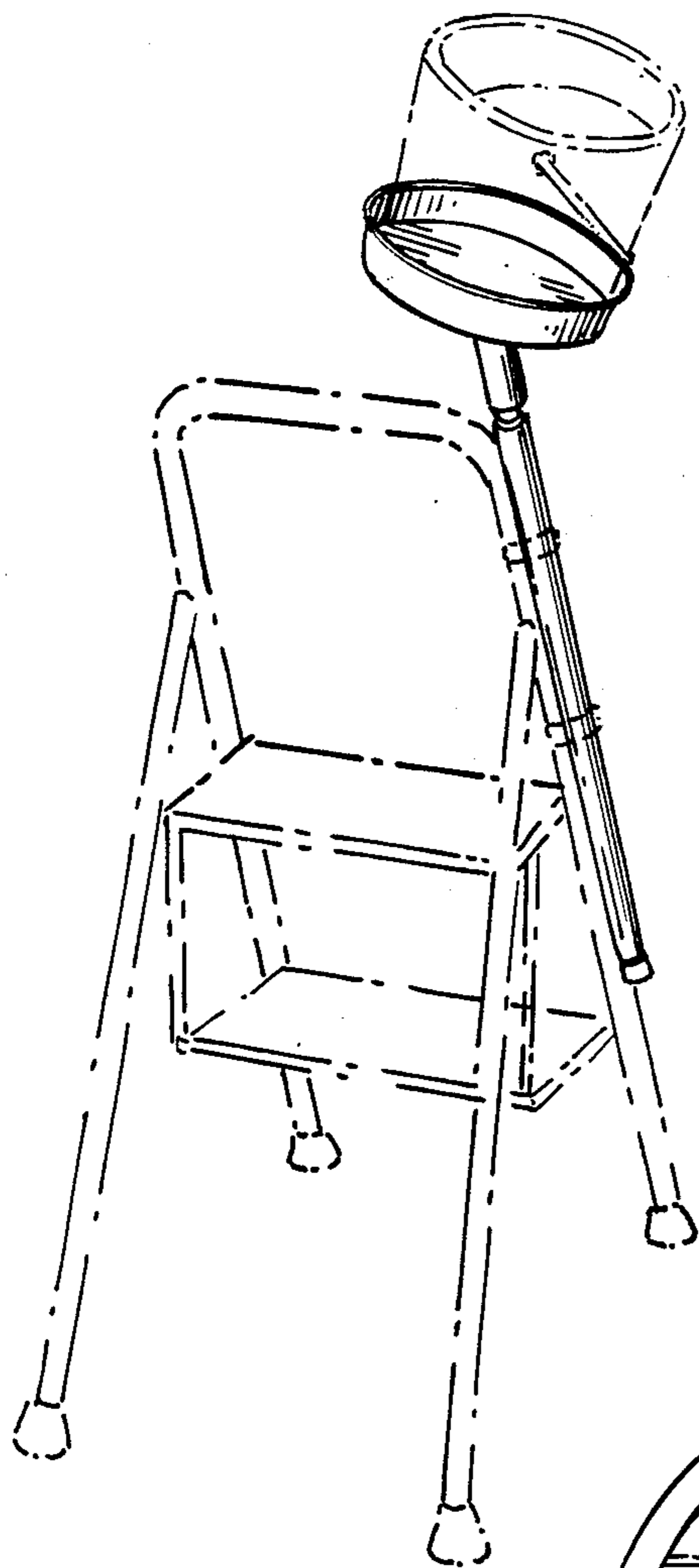


FIG. 2

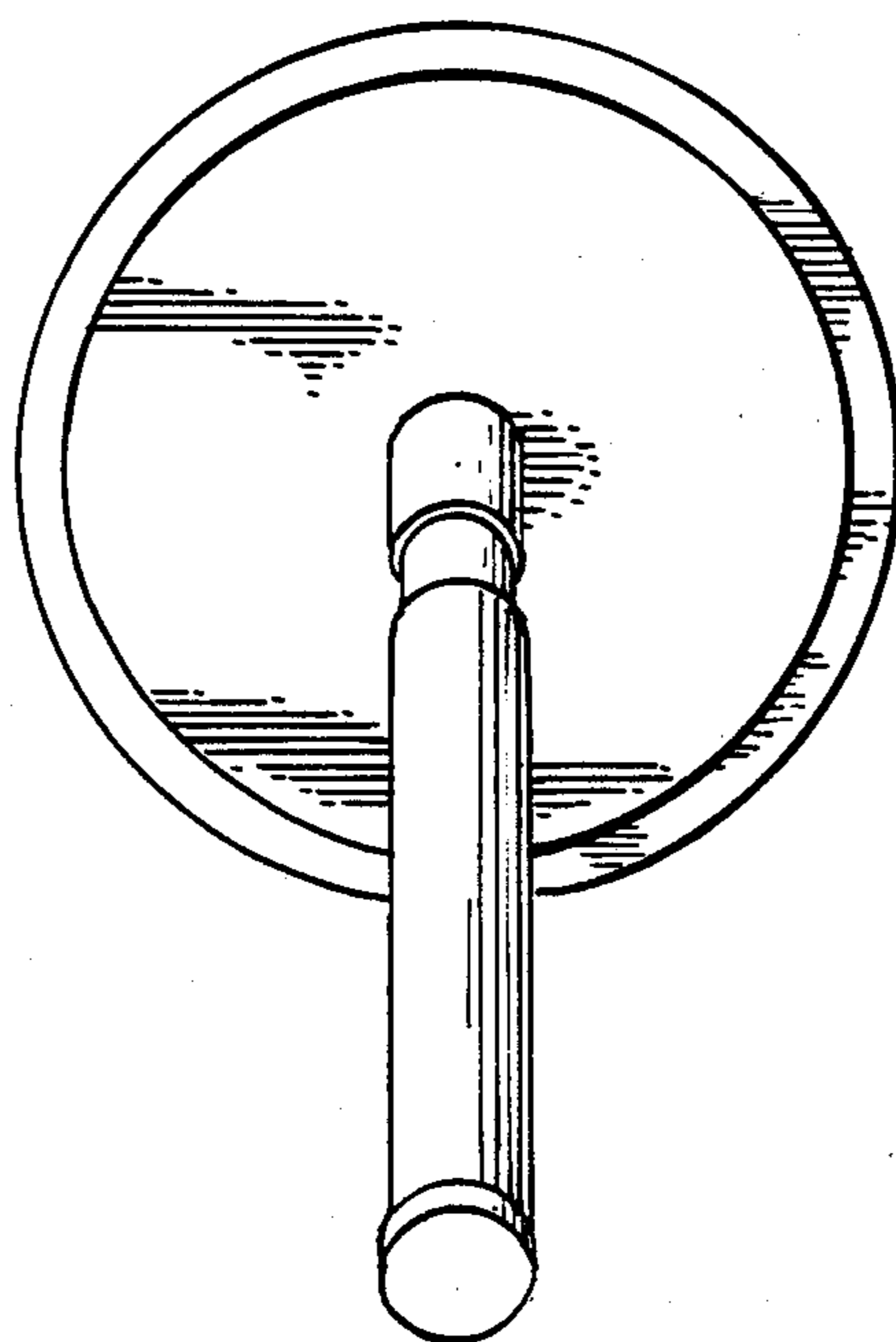
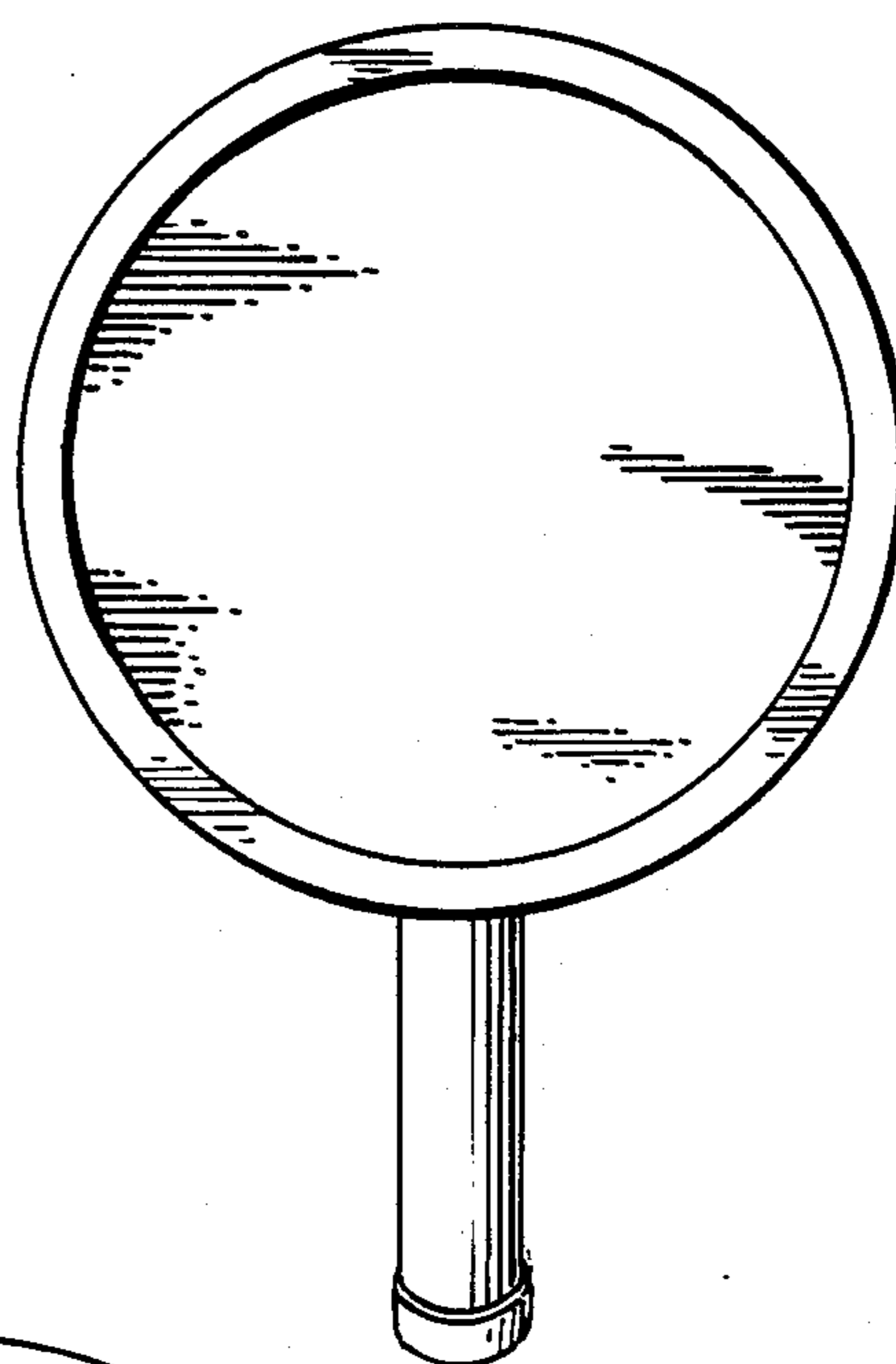


FIG. 3