

[54] HANGER FOR SUSPENDING A HARDBOARD MEMBER FROM A SURFACE

[75] Inventor: Eugene M. Lorincz, Cinnaminson, N.J.

[73] Assignee: Moore Push-Pin Company, Wyndmoor, Pa.

[**] Term: 14 Years

[21] Appl. No.: 221,621

[22] Filed: Jul. 20, 1988

[52] U.S. Cl. D8/373

[58] Field of Search D8/371, 373, 354; 248/219, 308, 304, 493, 494, 497, 71, 217, 216, 218, 300, 221.2, 221.1, 220.2, 220.3

[56] References Cited

U.S. PATENT DOCUMENTS

- D. 203,538 1/1966 DiNuccio .
- D. 208,580 9/1967 Margulis .
- D. 212,446 10/1968 McCarthy D8/354
- D. 227,976 7/1973 Barth .
- D. 241,711 10/1976 Wallace .
- D. 282,525 2/1986 Samson .
- 417,313 12/1989 DeHaven .
- 814,163 3/1906 Pursell .
- 1,223,802 4/1917 Kuhn .
- 1,297,584 3/1919 Mock .
- 1,297,611 3/1919 Upson .
- 1,328,201 1/1920 Rendano .
- 1,600,919 6/1926 Baalsrud .
- 1,616,957 2/1927 Honigbaum .
- 1,914,951 6/1933 Kiessling .
- 1,999,575 4/1935 Reuter .
- 2,339,841 1/1944 Deuchler .
- 2,448,137 8/1948 Cody .

- 2,483,114 9/1949 Van Schoor .
- 2,606,730 8/1952 Bryn .
- 2,757,890 8/1956 Sutton .
- 2,877,972 3/1959 Sutton .
- 3,031,159 4/1962 Waller .
- 3,298,651 1/1967 Passer .
- 3,322,018 5/1967 Mochlenpah .
- 3,447,823 6/1969 Gregoire 248/300
- 3,556,459 1/1971 Summerville, Jr. 248/217.2
- 3,638,892 2/1972 Boye .
- 3,966,157 6/1976 Corral et al. D8/371
- 4,300,745 11/1981 Peterson .
- 4,420,138 12/1983 Sobel .
- 4,458,873 7/1984 Sutherland .
- 4,509,713 4/1985 Hogg .
- 4,728,237 3/1988 Lorincz .

Primary Examiner—Wallace R. Burke
Assistant Examiner—Marcus Jackson
Attorney, Agent, or Firm—William H. Eilberg

[57] CLAIM

The ornamental design for hanger for suspending a hardboard member from a surface as shown and described.

DESCRIPTION

FIG. 1 is a perspective view of a hanger for suspending a hardboard member from a surface showing my new design;
FIG. 2 is a top plan view thereof;
FIG. 3 is a front elevational view thereof;
FIG. 4 is a side elevational view, with the opposite side being a mirror image thereof;
FIG. 5 is a rear elevational view thereof;
FIG. 6 is a front elevational view of a second embodiment thereof, wherein the only difference resides in the appearance of the upper portion.

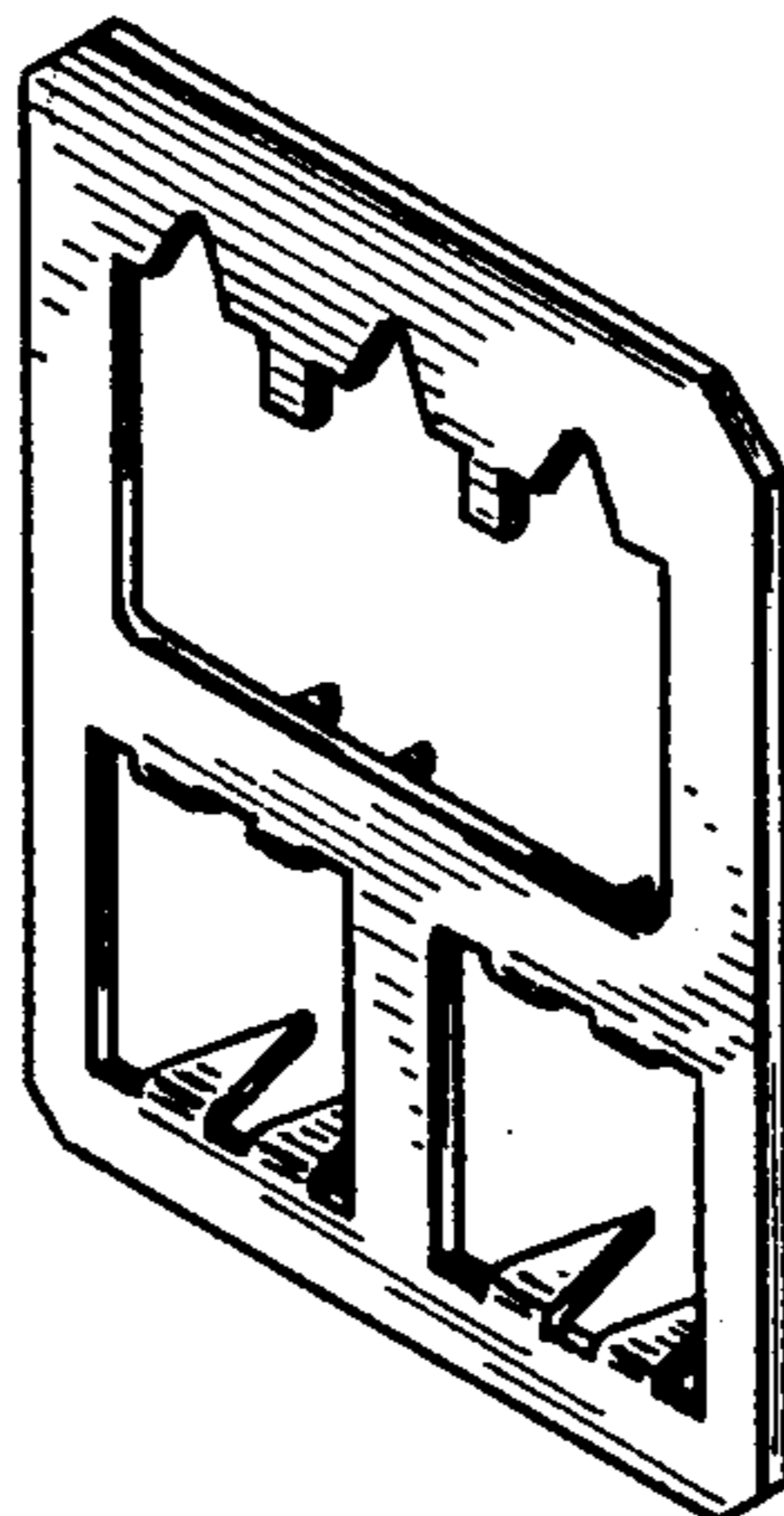




Fig. 2

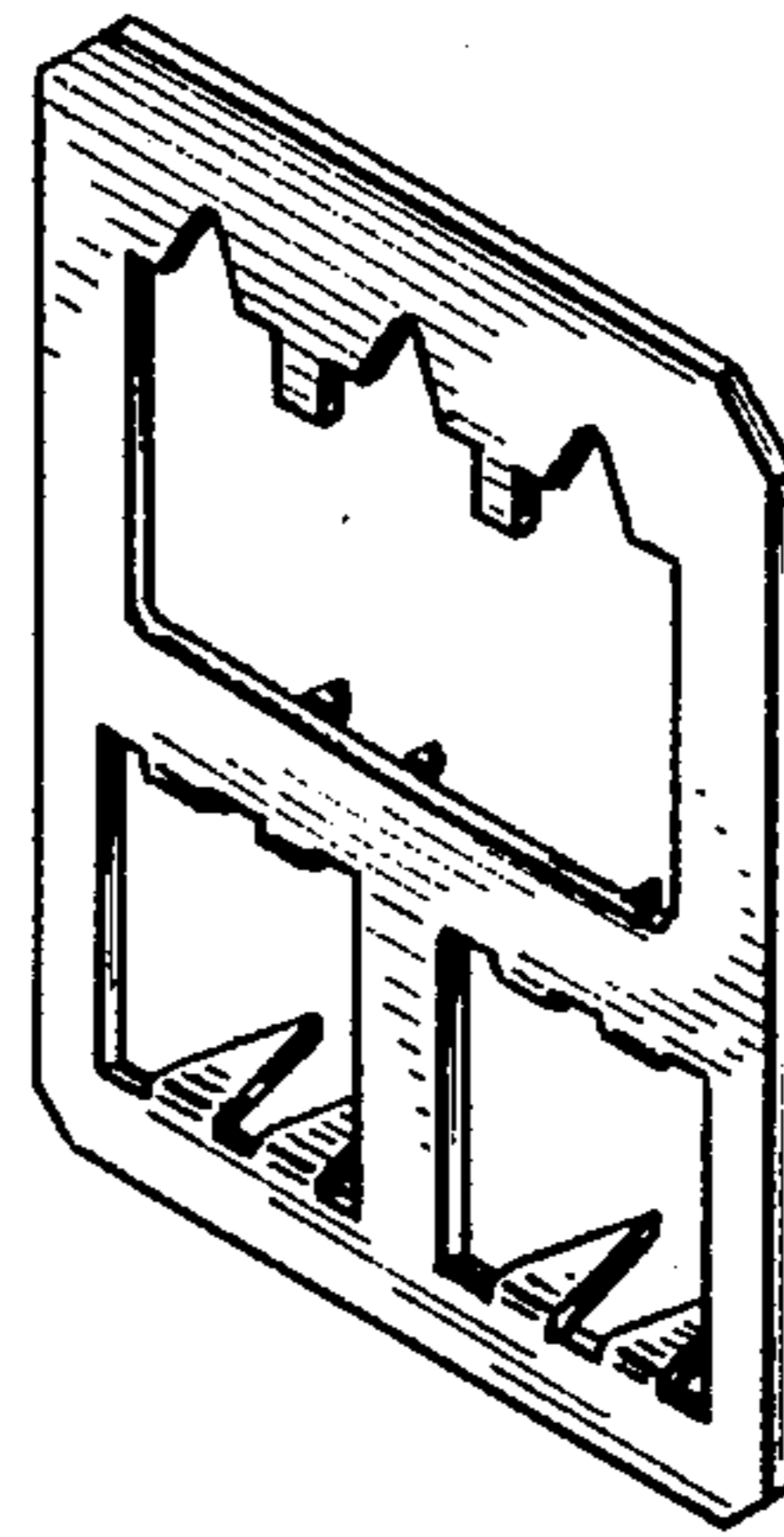


Fig. 1

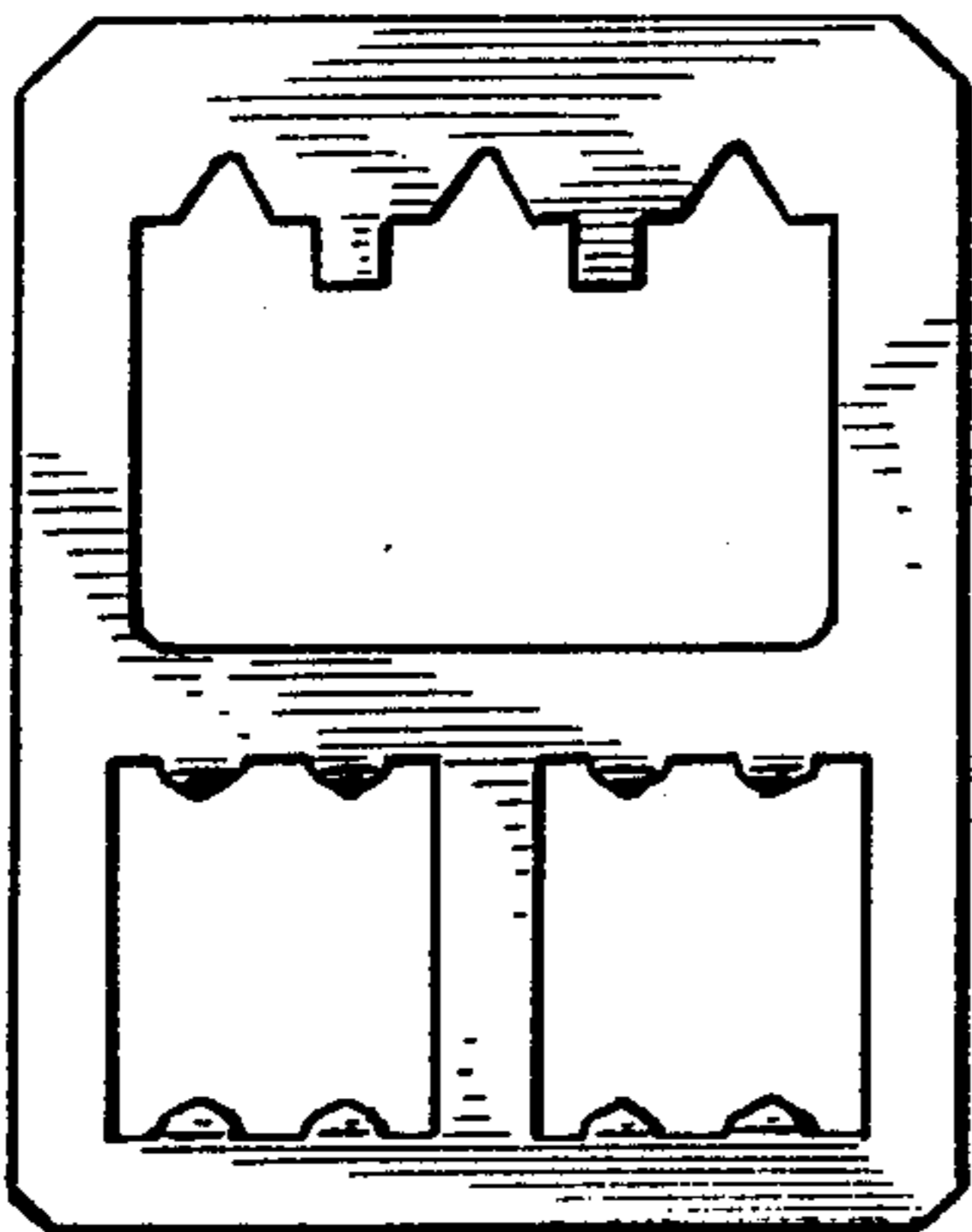


Fig. 3

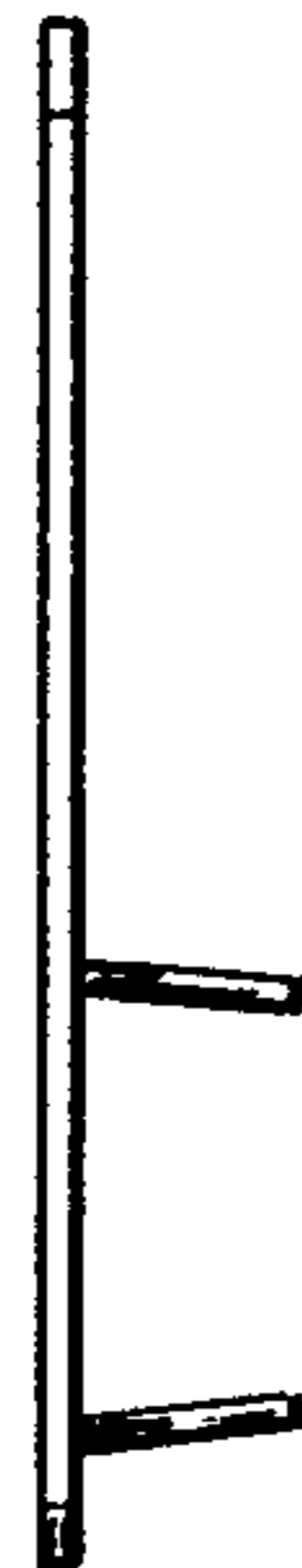


Fig. 4

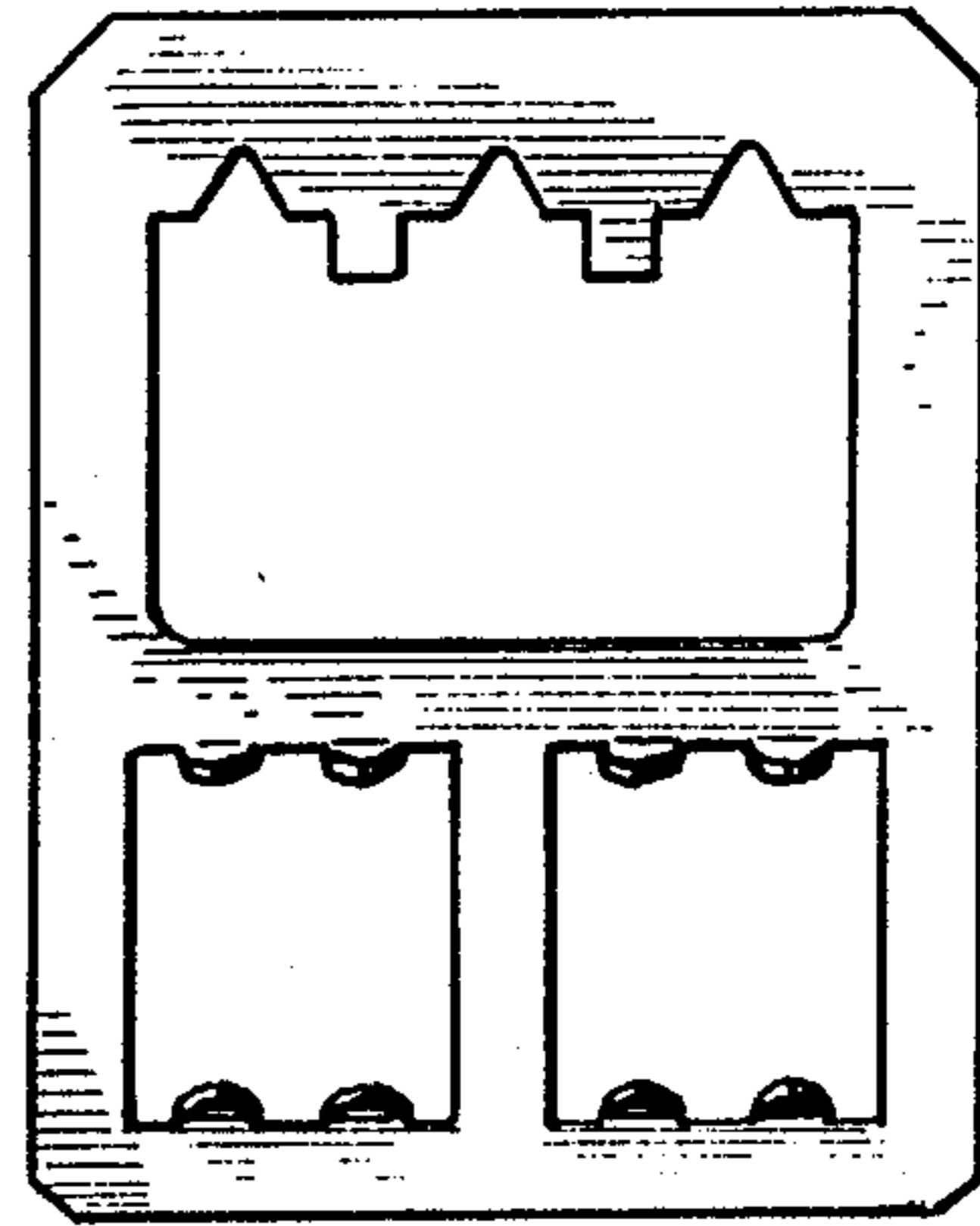


Fig. 5

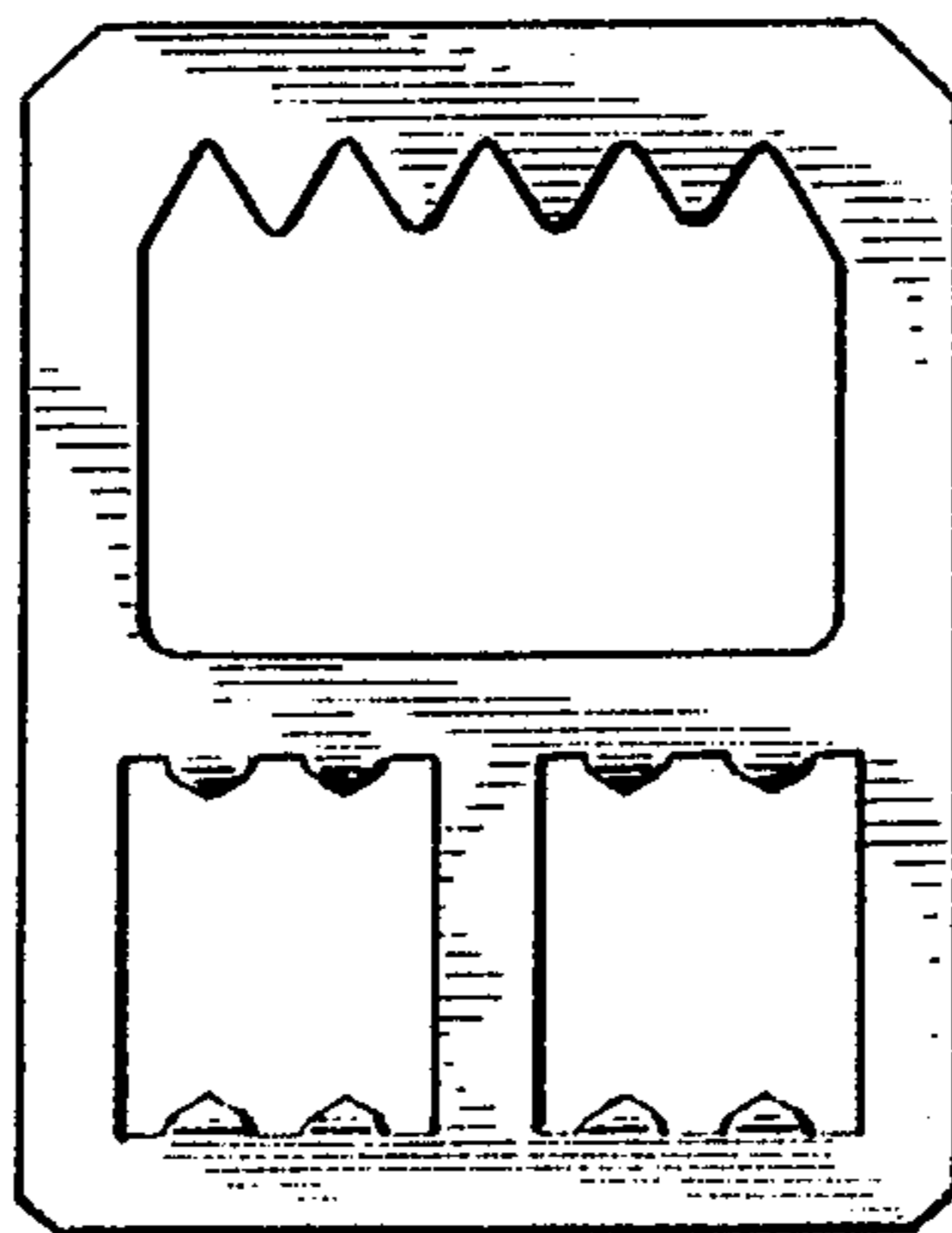


Fig. 6