

[54] **CORD SLING FOR HANGING COILED HOSES OR THE LIKE**

[75] **Inventor: Donald Embree, Copley, Ohio**

[73] **Assignee: Rubbermaid Incorporated, Wooster, Ohio**

[**] **Term: 14 Years**

[21] **Appl. No.: 213,309**

[22] **Filed: Jun. 29, 1988**

[52] **U.S. Cl. D8/373**

[58] **Field of Search D8/371, 373; D25/103, D25/123, 125; 40/305, 317, 321, 322, 325, 330, 334; 248/477, 467, 480, 489, 495**

[56] **References Cited**

U.S. PATENT DOCUMENTS

D. 277,115	1/1985	Ziebman	D20/28
2,127,392	8/1938	Copeland	D25/123
2,834,198	5/1958	Goodman	D25/123
4,558,896	12/1985	Handle	.	

Primary Examiner—Wallace R. Burke
Assistant Examiner—Marcus Jackson
Attorney, Agent, or Firm—Richard B. O'Planick

[57] **CLAIM**

The ornamental design for a cord sling for hanging coiled hoses or the like, as shown and described.

DESCRIPTION

FIG. 1 is a front perspective view of a cord sling for hanging coiled hoses or the like showing my new design;

FIG. 2 is a rear elevational view, with the front being a mirror image thereof;


FIG. 3 is a side elevational view, with the opposite side being a mirror image thereof;

FIG. 4 is a top plan view, with a bottom plan view being a mirror image thereof;

FIG. 5 is a sectional view taken along line 5—5 of FIG. 3;

FIG. 6 is a sectional view taken along line 6—6 of FIG. 4;

FIG. 7 is a sectional view taken along line 7—7 of FIG. 4.



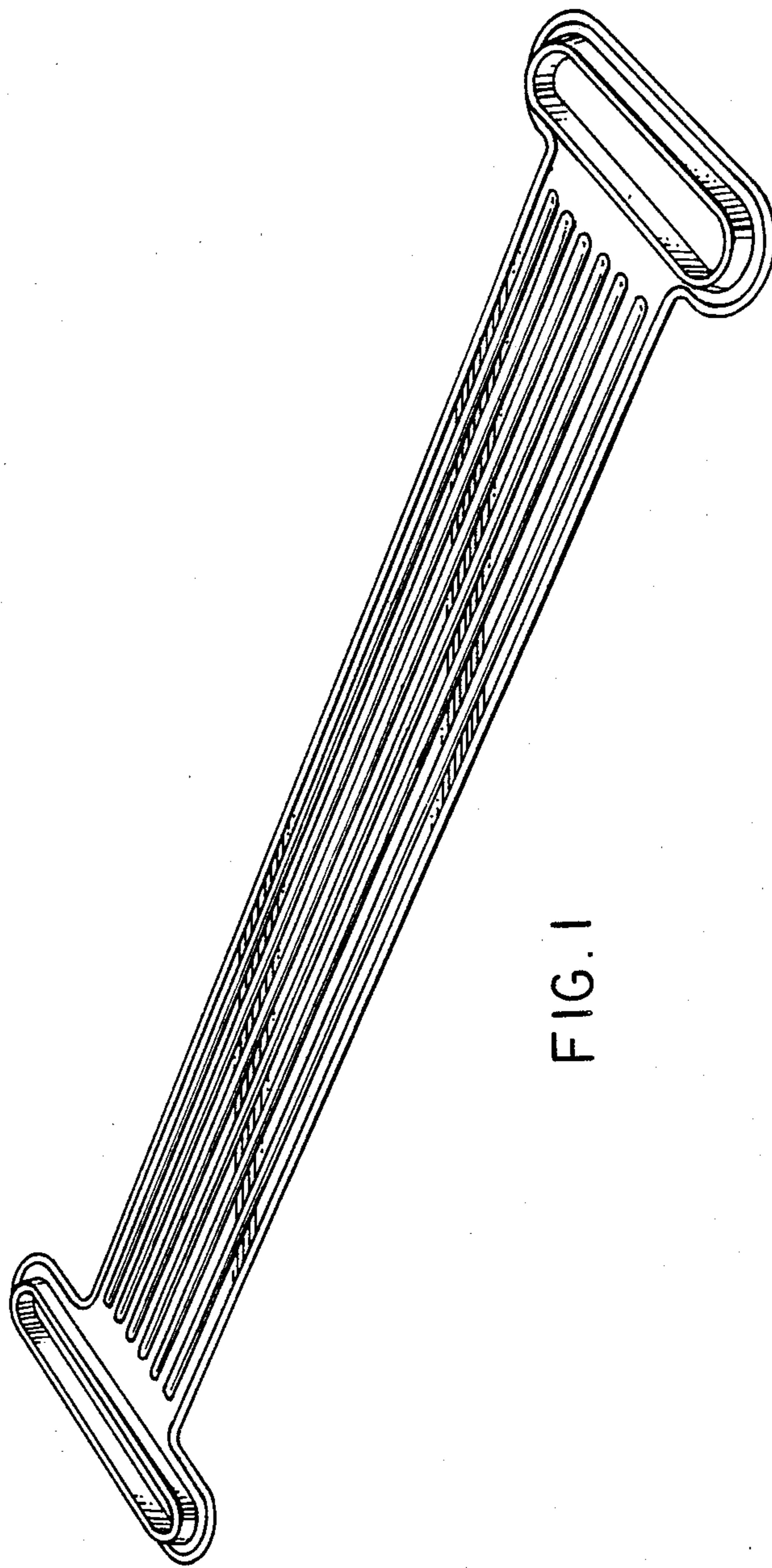


FIG. 1



FIG. 2

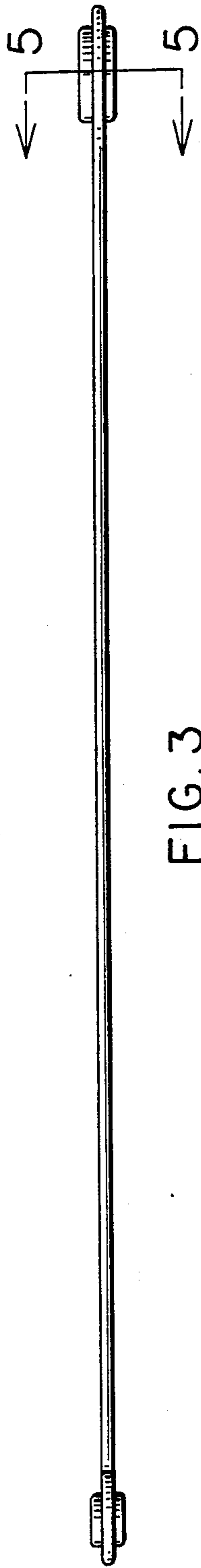


FIG. 3



FIG. 5



FIG. 6



FIG. 7

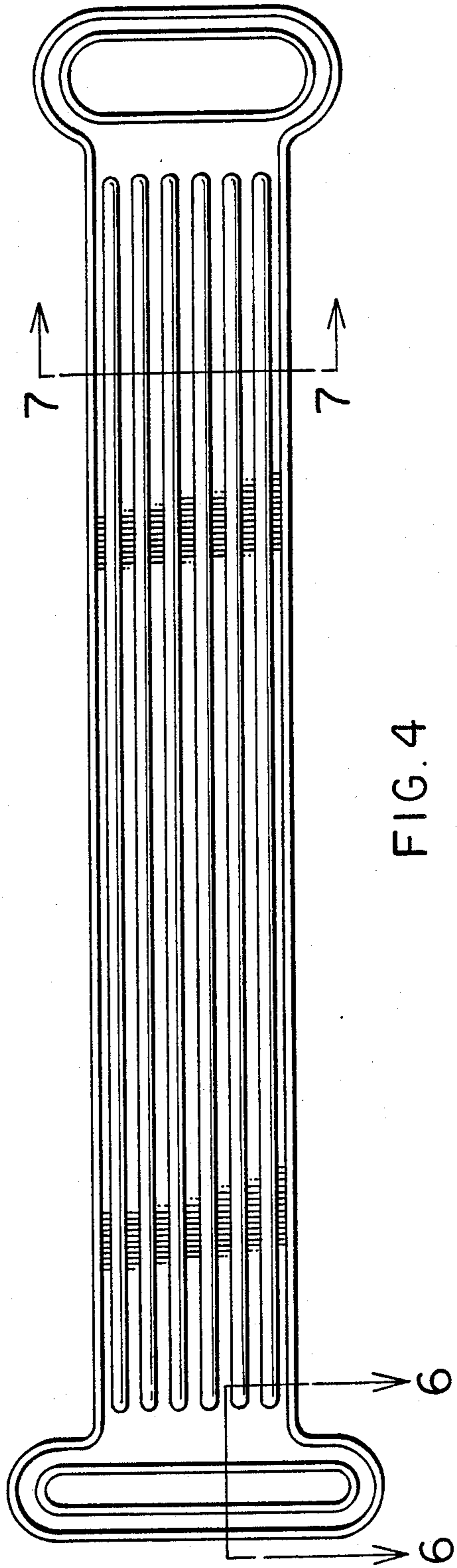


FIG. 4