

[54] **POST MOUNTED MOORING LINE HOLDER**

[76] **Inventor: Patrick Scherer, 36939 Harper - Apt. 20, Mt. Clemens, Mich. 48043**

[\*\*] **Term: 14 Years**

[21] **Appl. No.: 135,750**

[22] **Filed: Dec. 21, 1987**

[52] **U.S. CL. .... D8/355; D8/363; D8/356; D8/367**

[58] **Field of Search ..... D8/355, 356, 362, 367, D8/363; 248/290, 294, 291, 289.1; 211/96**

[56] **References Cited**

**U.S. PATENT DOCUMENTS**

D. 60,744	3/1922	Weymon .....	D8/355
D. 67,840	7/1925	Leon .....	D8/363
D. 206,384	12/1966	Ludemuth .....	D8/363 X
D. 244,668	6/1977	Tegner .....	D8/363
D. 245,652	7/1977	Crysdale .....	D8/363 X
D. 261,709	10/1981	Hortman .....	D8/363 X
D. 262,816	1/1982	Radocy .....	D8/367 X
D. 265,379	7/1982	Einhorn .....	D8/367
D. 281,575	12/1985	Chap .....	D8/363
D. 289,733	5/1987	Kassai .....	D8/367
D. 300,604	4/1989	Nakamura .....	D8/367
1,751,691	3/1930	Flath .....	211/96 X
3,250,235	5/1966	McDonnell .....	248/289.1 X
3,322,388	5/1967	Budneck .....	248/289.1

3,376,007	4/1968	Chesterley .....	248/282
3,576,988	5/1971	Henning .....	248/289.1 X
3,734,439	5/1973	Wentz .....	248/291 X
3,888,354	6/1975	Margolin et al. ....	248/289.1 X
4,185,801	1/1980	Plymoth .....	248/289.1
4,226,394	10/1980	Einhorn et al. ....	D8/367 X
4,880,193	11/1989	Wanshawsy .....	248/282 X

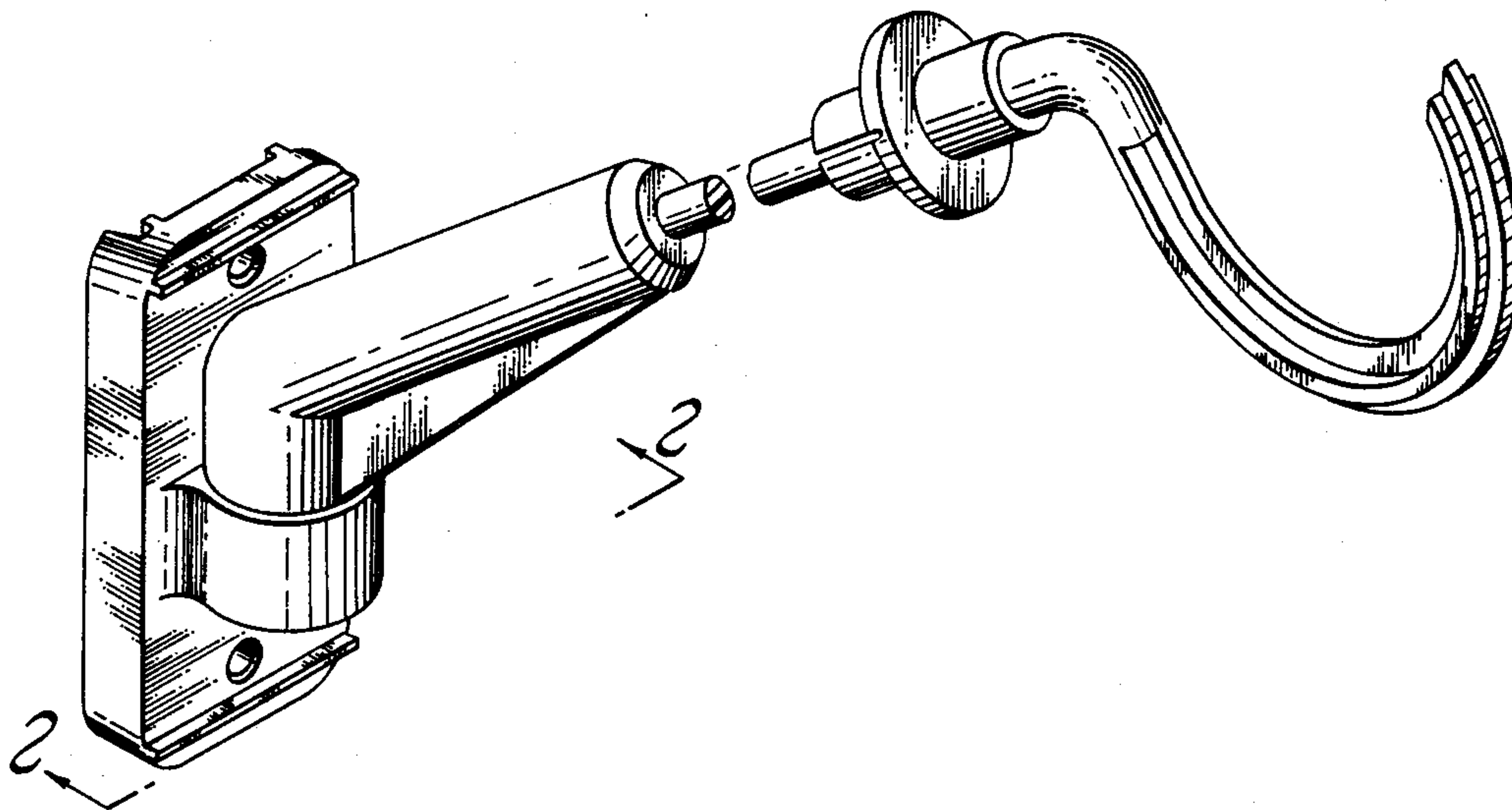
*Primary Examiner*—Horace B. Fay, Jr.  
*Attorney, Agent, or Firm*—Reising, Ethington, Barnard, Perry & Milton

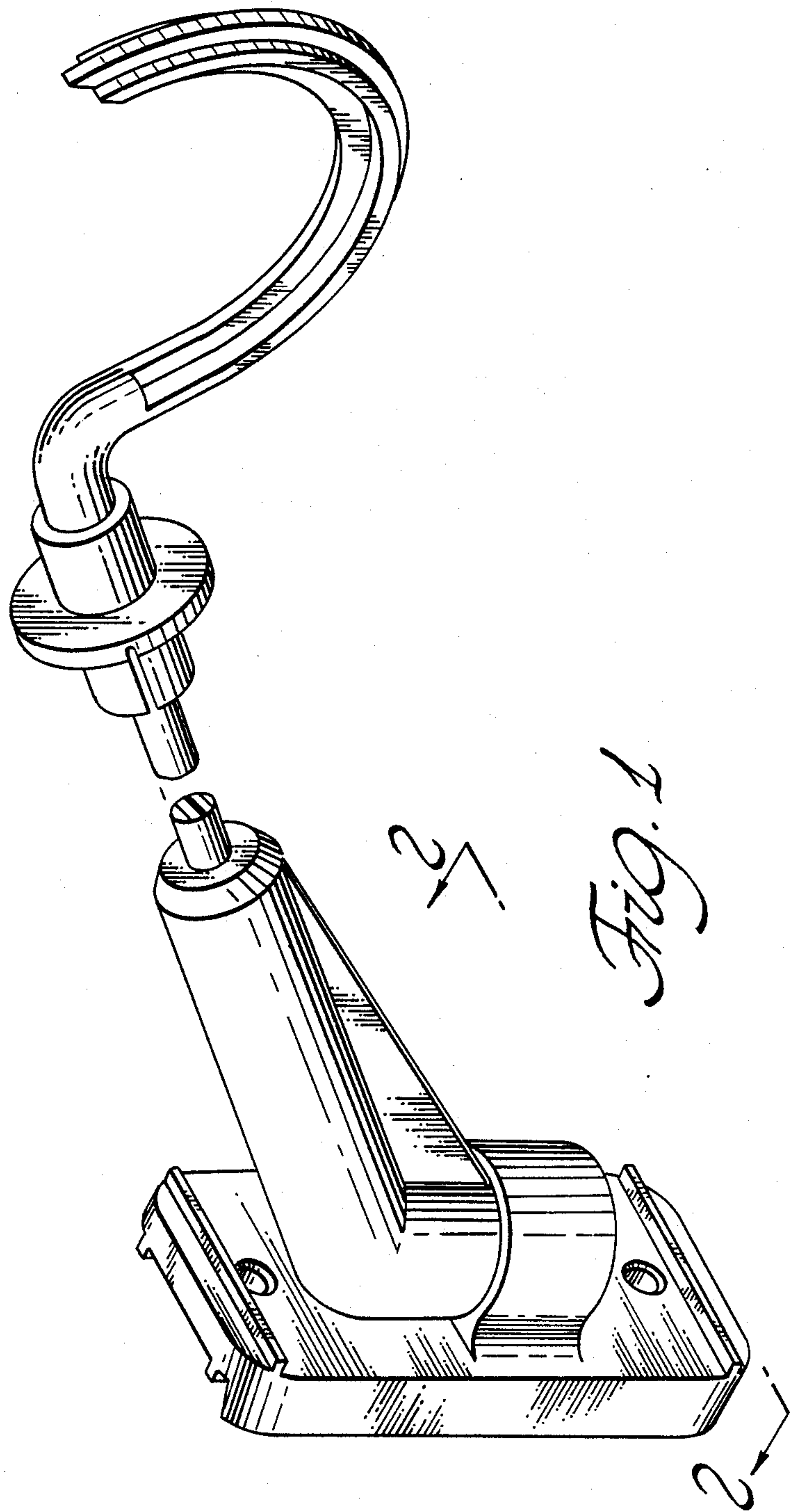
[57] **CLAIM**

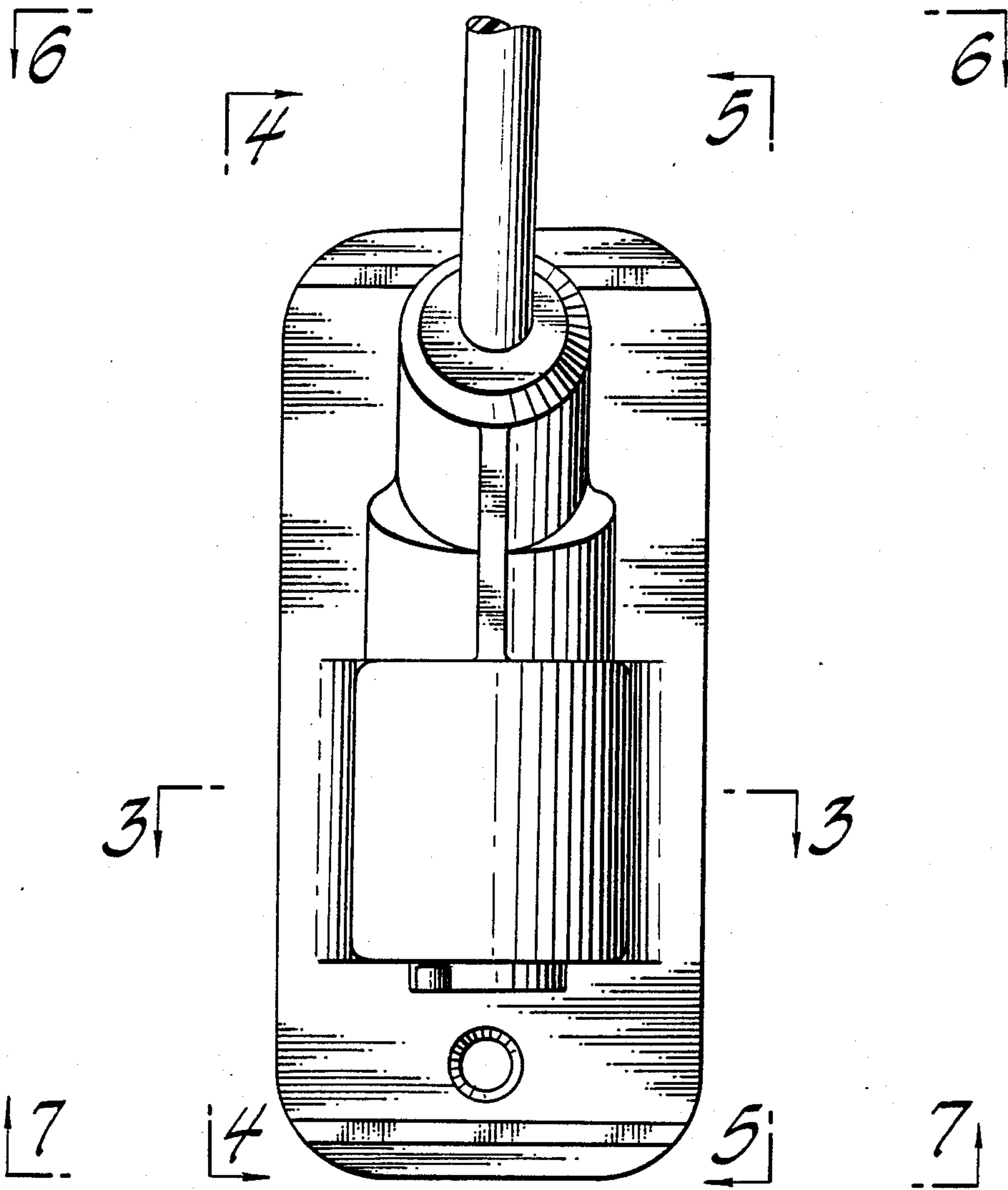
The ornamental design for a post mounted mooring line holder, as shown and described.

**DESCRIPTION**


FIG. 1 is a perspective view of a post mounted mooring line holder showing my new design;  
 FIG. 2 is a front elevational view taken along lines 2—2 of FIG. 1;  
 FIG. 3 is a cross sectional view taken along lines 3—3 of FIG. 2;  
 FIG. 4 is a side elevational view as seen along lines 4—4 of FIG. 2;  
 FIG. 5 is a side elevational view as seen along lines 5—5 of FIG. 2;  
 FIG. 6 is a top plan view as seen along lines 6—6 of FIG. 2; and  
 FIG. 7 is a bottom plan view as seen along lines 7—7 of FIG. 2.



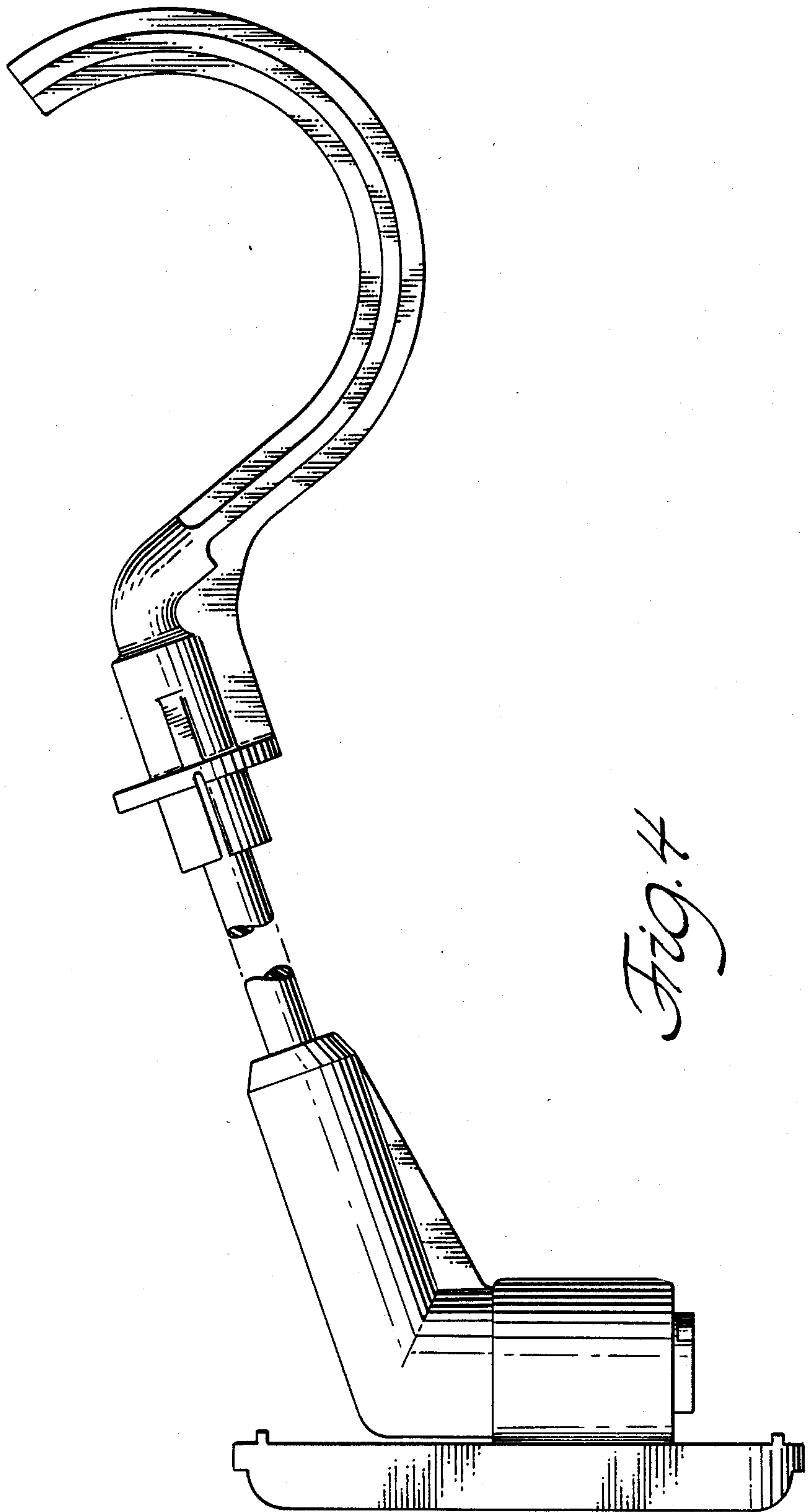




*Fig. 2*

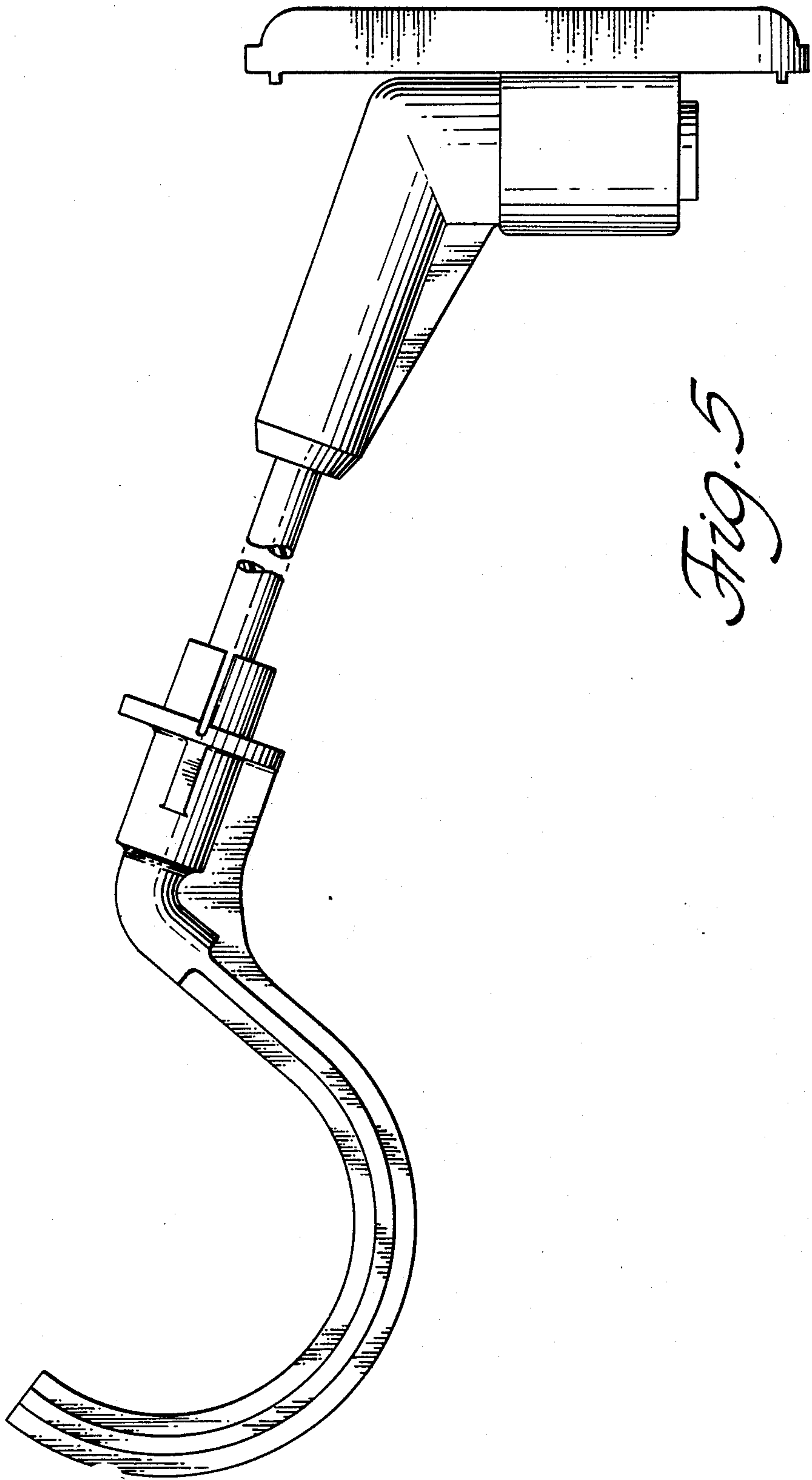


*Fig. 3*



*Fig. 4*





*Fig. 5*

