

[54] **COMBINED LEVER AND ESCUTCHEON
PLATE FOR DOORS**

[76] **Inventor: Werner Thur, 56 Rue du Fief, 62840
Sailly sur La Lys, France**

[**] **Term: 14 Years**

[21] **Appl. No.: 134,920**

[22] **Filed: Dec. 18, 1987**

[52] **U.S. Cl. D8/301; D8/308;
D8/353**

[58] **Field of Search D8/300, 301, 306, 308,
D8/350, 351, 353; 16/110 R, 111 R; 292/347,
357**

[56] **References Cited**

U.S. PATENT DOCUMENTS

- D. 261,726 11/1981 Valli D8/307
- D. 297,805 9/1988 Ortega et al. D8/307
- 872,579 12/1907 Page et al. 16/110 R

OTHER PUBLICATIONS

Domus Cat.; p. 6; lever and rose Art. 10006 (upper left).
Paul Cat.; p. 50; lever and rose 140 (upper right).

Primary Examiner—B. J. Bullock
Attorney, Agent, or Firm—Sandler, Greenblum &
Bernstein

[57] **CLAIM**

The ornamental design for combined lever and escutcheon plate for doors, as shown and described.

DESCRIPTION

FIG. 1 is a perspective view of a combined lever and escutcheon plate for doors showing my new design; FIG. 2 is a front elevational view of the lever shown separately for clarity of illustration; FIG. 3 is a top plan view of FIG. 2, the bottom being a mirror image; FIG. 4 is a left side elevational view of FIG. 2; FIG. 5 is a right side elevational view of FIG. 2; FIG. 6 is a front elevational view of the escutcheon plate shown separately for ease of illustration, the rear being planar and unornamented; FIG. 7 is a left side elevational view of FIG. 6, the right side being a mirror image; FIG. 8 is a top plan view of FIG. 6, the bottom being a mirror image. The broken line showing of the medallion is for illustrative purposes only.




FIG. 1




FIG. 7



FIG. 6




FIG. 2




FIG. 4

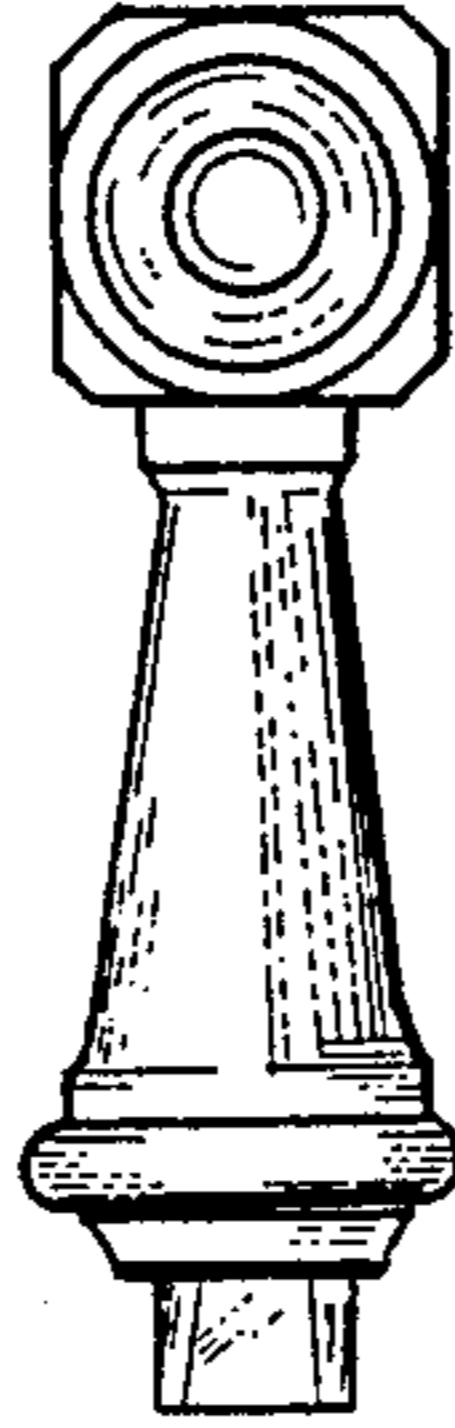


FIG. 5


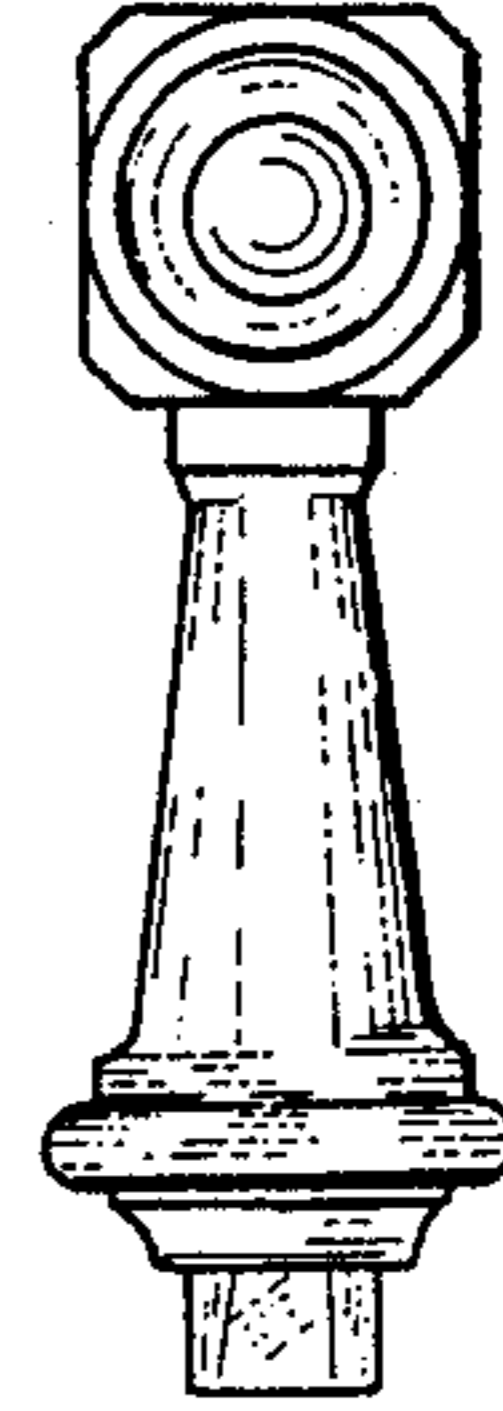


FIG. 8

FIG. 3

