

[54] COMPUTER WORKSTATION

[75] Inventor: Carlos Ugalde, San Dimas, Calif.

[73] Assignee: Continental Engineering Group, Inc., Irwindale, Calif.

[\*\*] Term: 14 Years

[21] Appl. No.: 86,840

[22] Filed: Aug. 19, 1987

[52] U.S. Cl. .... D6/425; D6/426; D6/429; D6/437

[58] Field of Search ..... D6/419-428, D6/429-431, 437, 474; 312/194, 195, 196; 400/689, 690, 691; D34/119-121

[56] References Cited

U.S. PATENT DOCUMENTS

- D. 235,295 6/1975 Junion .
- D. 258,789 4/1981 Verdesca ..... D6/428 X
- D. 274,962 8/1984 Noonchester .
- D. 282,513 2/1986 Wolford .
- D. 287,319 12/1986 Ugalde ..... D6/425 X

OTHER PUBLICATIONS

- Global Computer Supplies catalog, ©1985, two models top of page.
- Global Computer Supplies catalog, p33, 1983, p. 18.
- Global Computer Supplies catalog, 1985, pp. 76 and 77.
- Global Computer Supplies catalog C52, pp. 75 and 79.
- Global Computer Supplies catalog, Summer 1985, p. 75.
- OPD catalog, "Office Environment Furnishings", Oct. 1983, p. 80.
- The Office catalog, May 1984, p. 228.
- The Office catalog, Sep. 1985, p. 190.

- Modern Office Technology catalog, May 1985, p. 104.
- OPD catalog, (Simonton Industries, Inc. items), Jun. 1985, p. 59.
- Devoke Data Products catalog, 1985 Workstation Planning Guide, p. 19.
- Devoke Data Products catalog, Summer/Fall 1985, p. 13 and back cover.
- The Drawing Board Computer Supplies catalog, Fall 1985, pp. 14 to 17.
- DEMCO catalog, Quality Microcomputer Supplies and Furniture, Fall 1985, pp. 11, 12, 13 and back cover.
- Pryor Co. catalog, Winter 1985, p. 46.
- MISCO catalog, Winter/Summer 1985, p. 28.


Primary Examiner—Bruce W. Dunkins  
Assistant Examiner—Jeffrey Asch  
Attorney, Agent, or Firm—Christie, Parker & Hale

[57] CLAIM


The ornamental design for a computer workstation, as shown and described.

DESCRIPTION

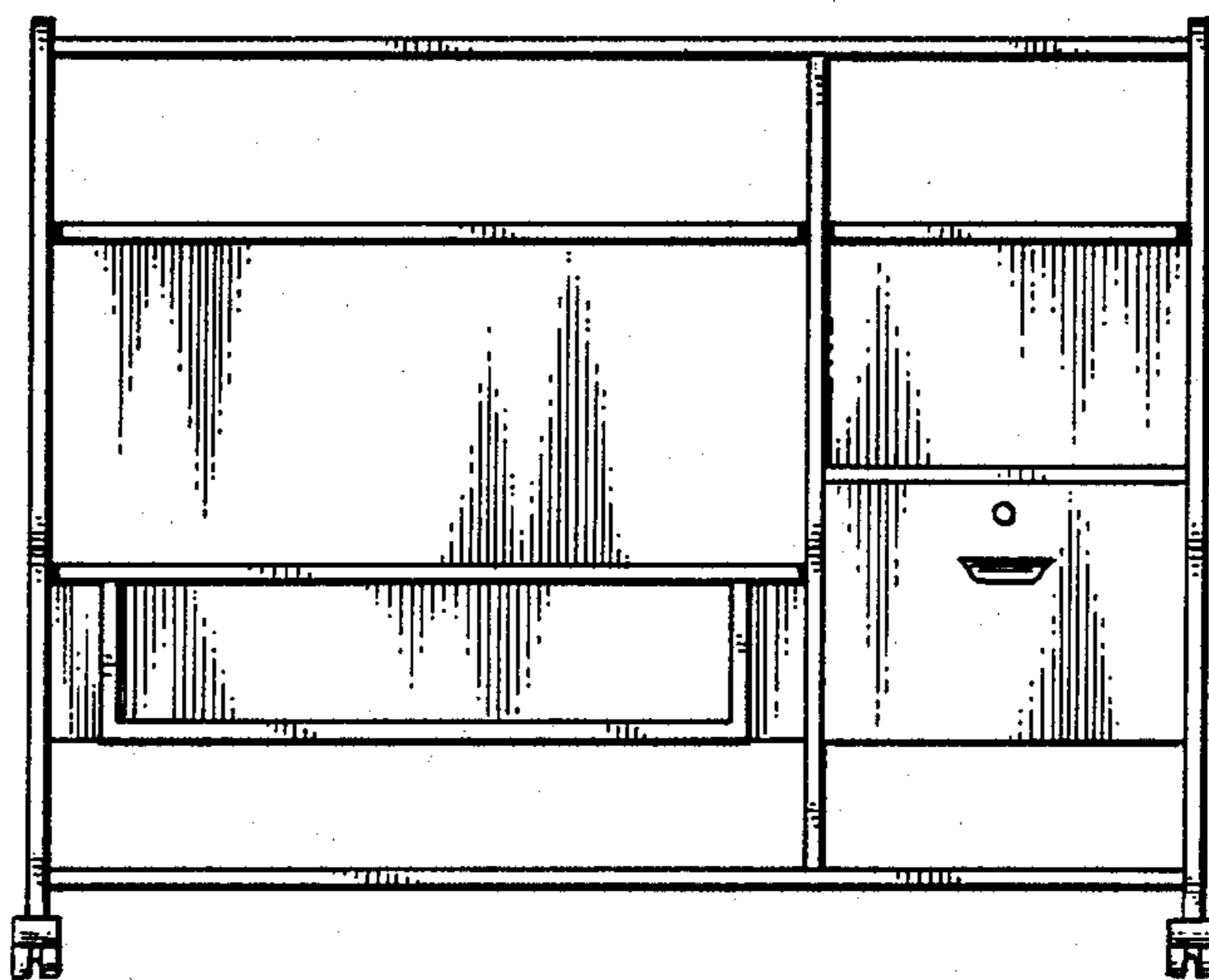
- FIG. 1 is a front perspective view of a computer workstation showing my new design;
- FIG. 2 is a front perspective view thereof with the shelves and drawer extended;
- FIG. 3 is a front elevational view thereof;
- FIG. 4 is a rear elevational view thereof;
- FIG. 5 is a top plan view thereof;
- FIG. 6 is a right side elevational view thereof, the left side being a mirror image thereof;
- FIG. 7 is a bottom plan view thereof;
- FIG. 8 is a front perspective view thereof with the shelves extended and the drawer removed for convenience of illustration; and
- FIG. 9 is a rear perspective view thereof.



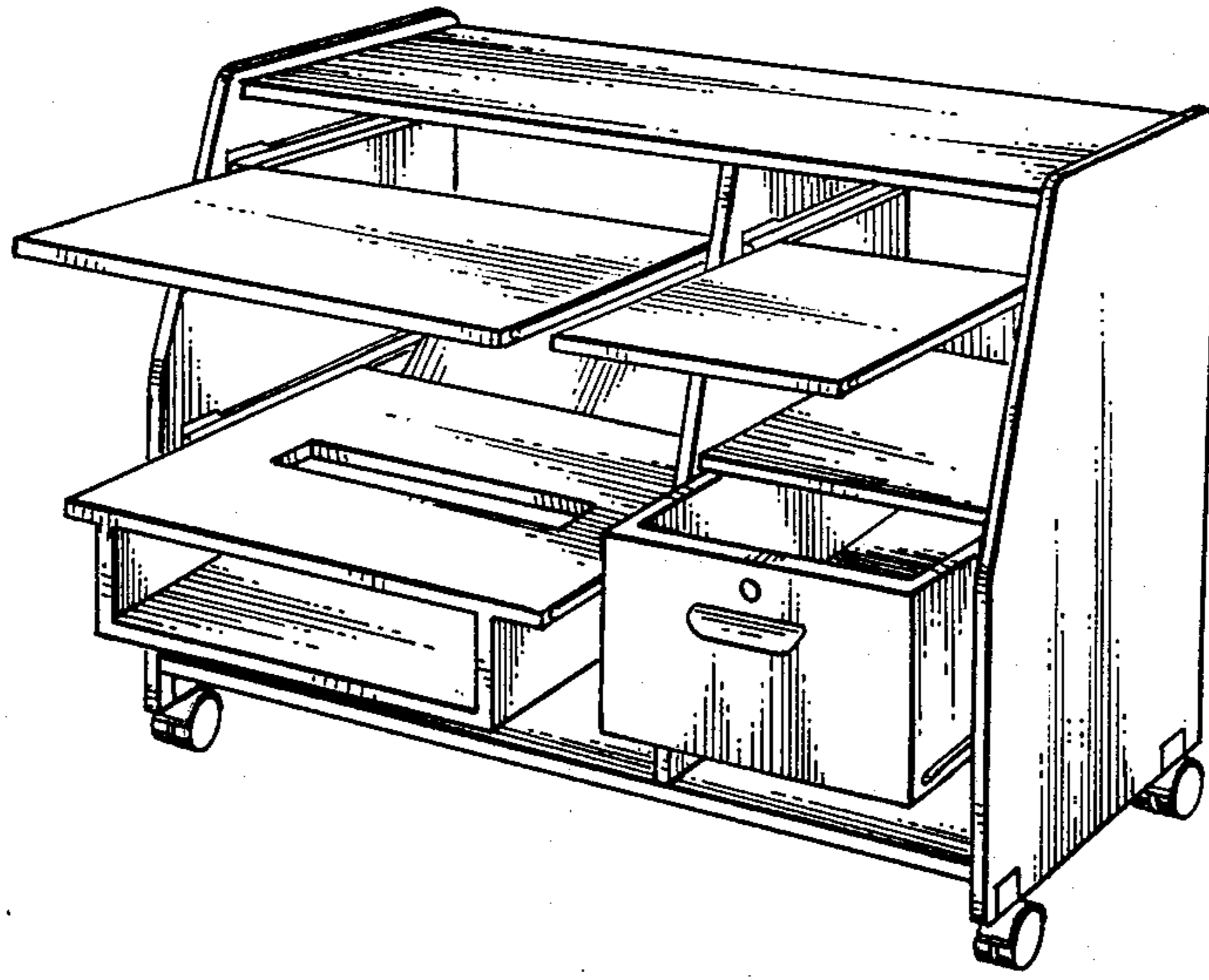
*Fig. 1*



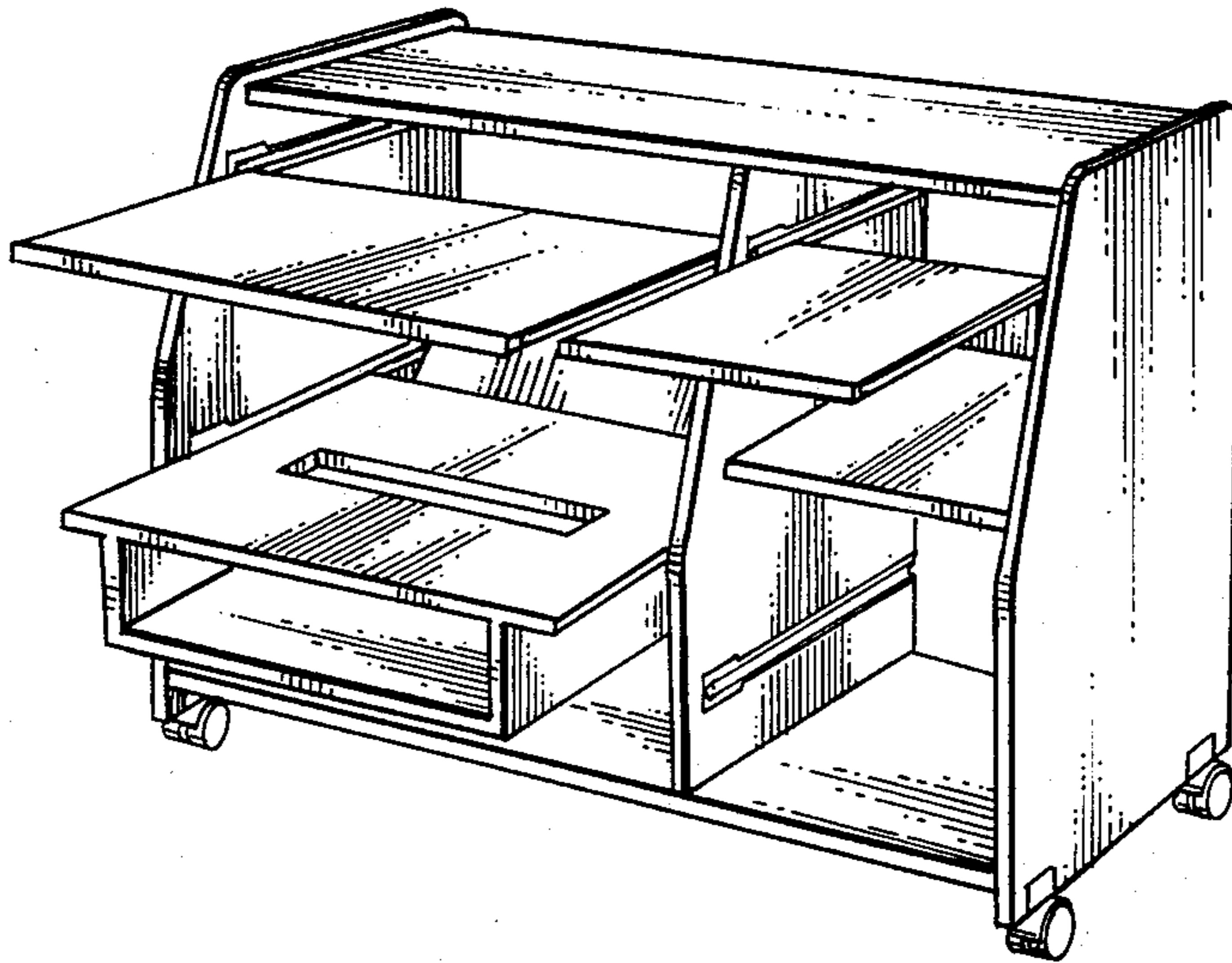
*Fig. 3*



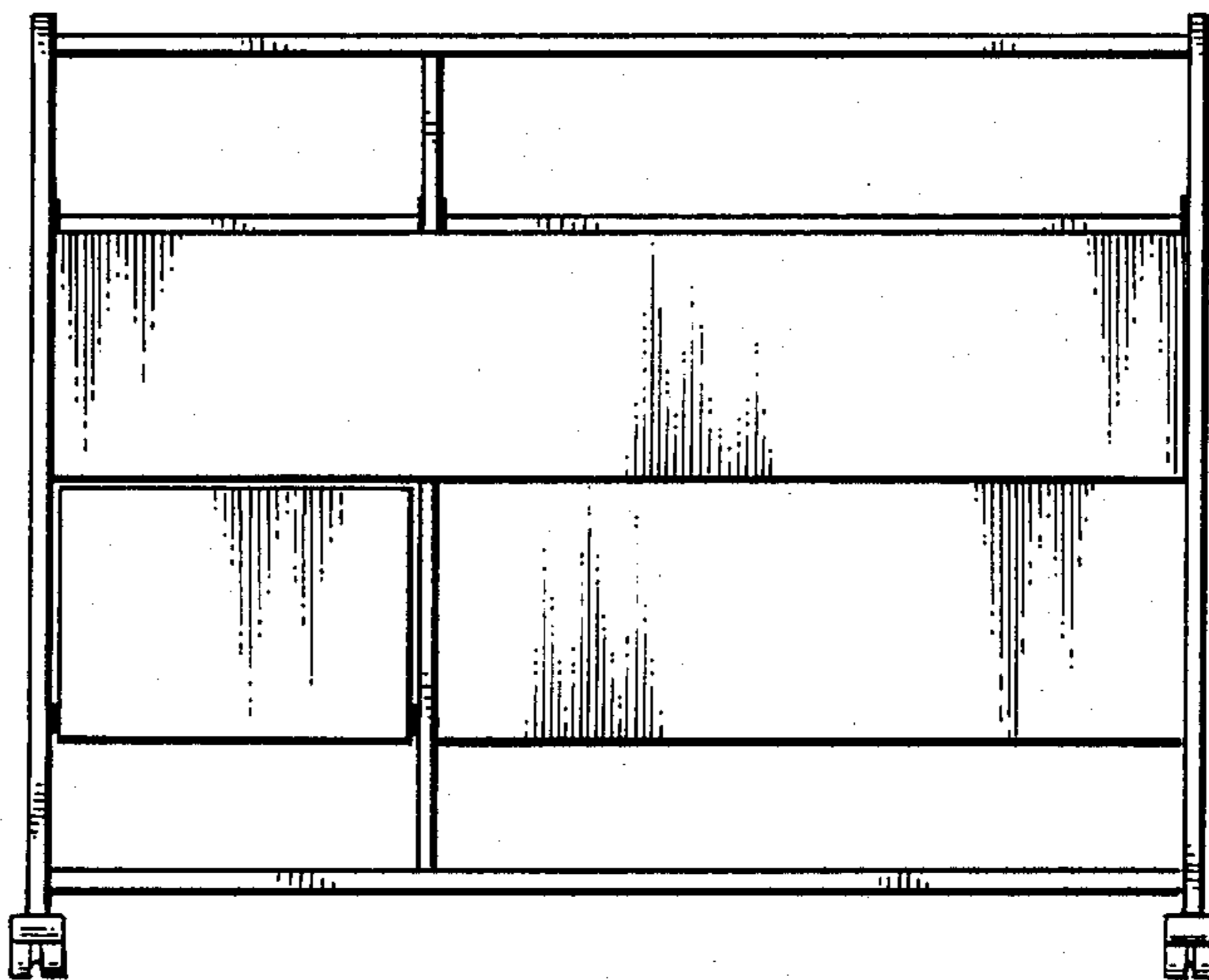
*Fig. 2*



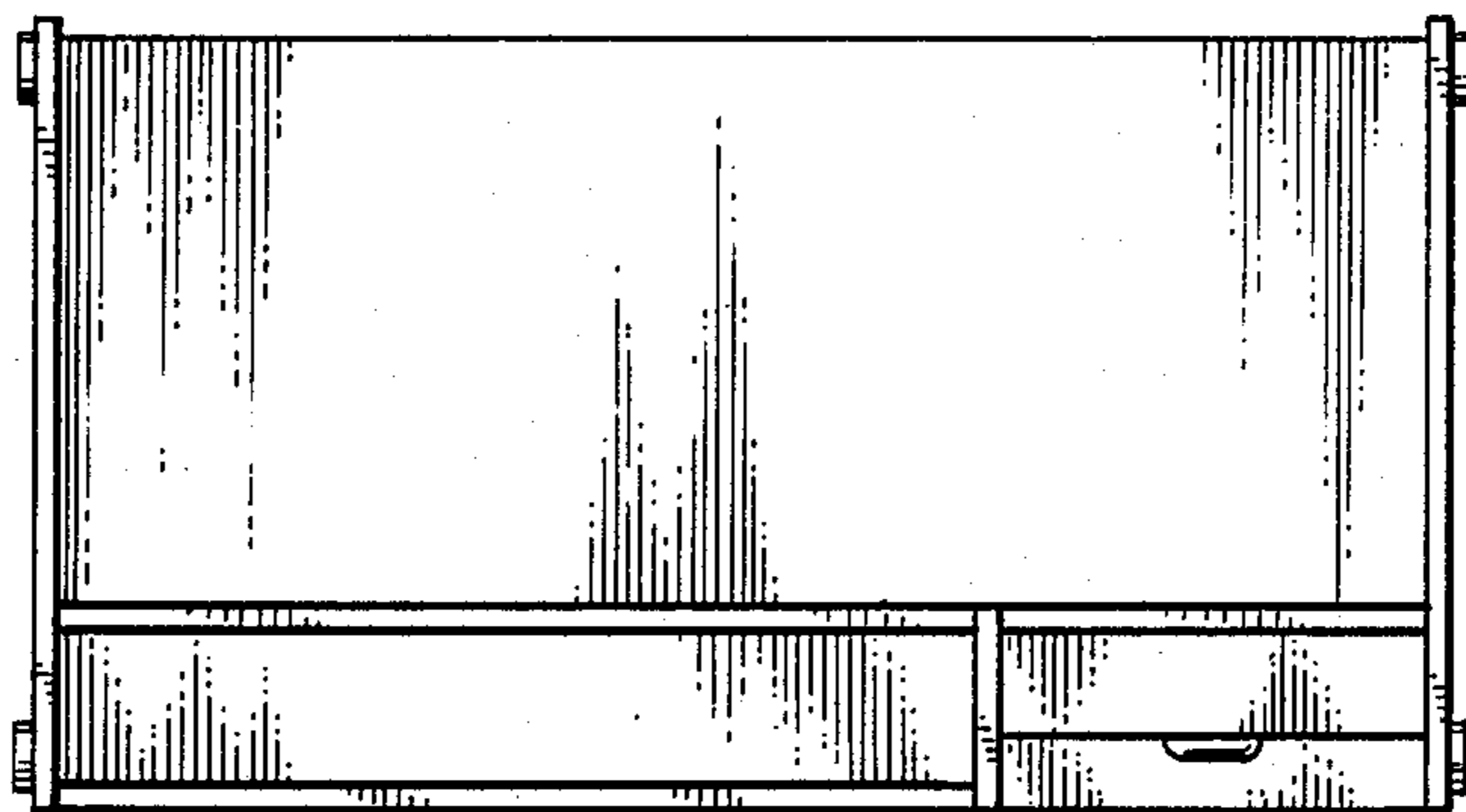
*Fig. 8*



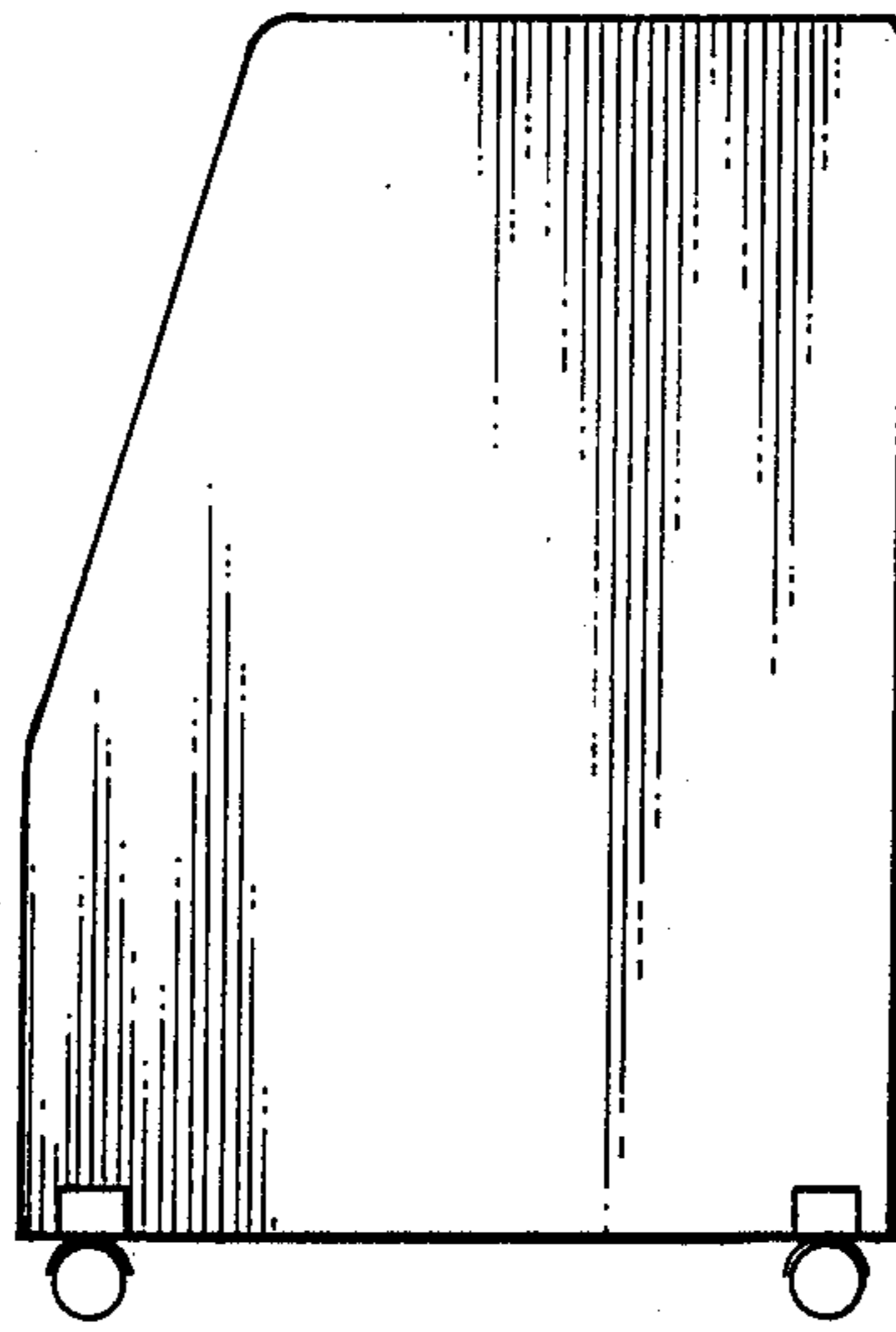
*Fig. 4*




*Fig. 5*



*Fig. 6*



*Fig. 7*



*Fig 9*

