

[54] **GRILL FOR A CONVERTIBLE FAN ASSEMBLY**  
 [75] **Inventor: David B. Chaney, Powell, Ohio**  
 [73] **Assignee: The W. B. Marvin Manufacturing Company, Urbana, Ohio**  
 [\*\*] **Term: 14 Years**  
 [21] **Appl. No.: 390,665**  
 [22] **Filed: Aug. 7, 1989**  
 [52] **U.S. Cl. .... D23/412**  
 [58] **Field of Search .... D23/382, 411, 370, 332, D23/412, 381, 378; 415/211.2, 213, 1; 416/247 R, 246**

4,222,318 9/1980 Patton et al. .... 98/94.1  
 4,341,151 7/1982 Sakamoto ..... 98/94.1  
 4,350,472 9/1982 Morimoto ..... 415/125  
 4,365,930 12/1982 Agura et al. .... 415/61  
 4,425,840 1/1984 Masao ..... 98/40.2  
 4,521,153 6/1985 Morimoto et al. .... 415/146  
 4,657,483 4/1987 Bede ..... 415/222  
 4,838,151 6/1989 Shin-Chin ..... 98/94.1  
 4,872,399 10/1989 Chaney ..... 98/94.1  
 4,927,324 5/1990 Coup et al. .... 416/247 R

**OTHER PUBLICATIONS**

Copy of a Photograph of a Holmes Air Fan known by applicant before applicant's invention.  
 Lasko Copy of Advertisement.

*Primary Examiner*—James M. Gandy  
*Assistant Examiner*—Lisa Lichtenstein  
*Attorney, Agent, or Firm*—Roger S. Dybvig

[56] **References Cited**  
**U.S. PATENT DOCUMENTS**  
 D. 97,118 10/1935 Cohen ..... D23/412  
 D. 307,320 4/1990 Shin-Chin ..... D23/382  
 1,990,801 2/1935 Spear ..... 416/171  
 2,123,448 7/1938 Weber ..... 416/246  
 2,487,294 11/1949 Belter ..... 98/94.1  
 2,644,390 7/1953 Delf et al. .... 98/94.1  
 2,715,495 8/1955 Se Bastian ..... 416/246  
 2,804,817 9/1957 Delf et al. .... 98/94.1  
 2,805,820 9/1957 Evarts ..... 417/238  
 2,857,095 10/1958 Grau ..... 416/246  
 4,123,197 10/1978 Keem et al. .... 415/123

[57] **CLAIM**  
 The ornamental design for a grill for a convertible fan assembly, as shown and described.

**DESCRIPTION**  
 FIG. 1 is a front elevational view of my new design for a grill for a convertible fan assembly.  
 FIG. 2 is a side elevation view thereof. An opposite side view and top and bottom views would appear the same.  
 FIG. 3 is a perspective view thereof, taken generally from the front, top, and left side of FIG. 1.

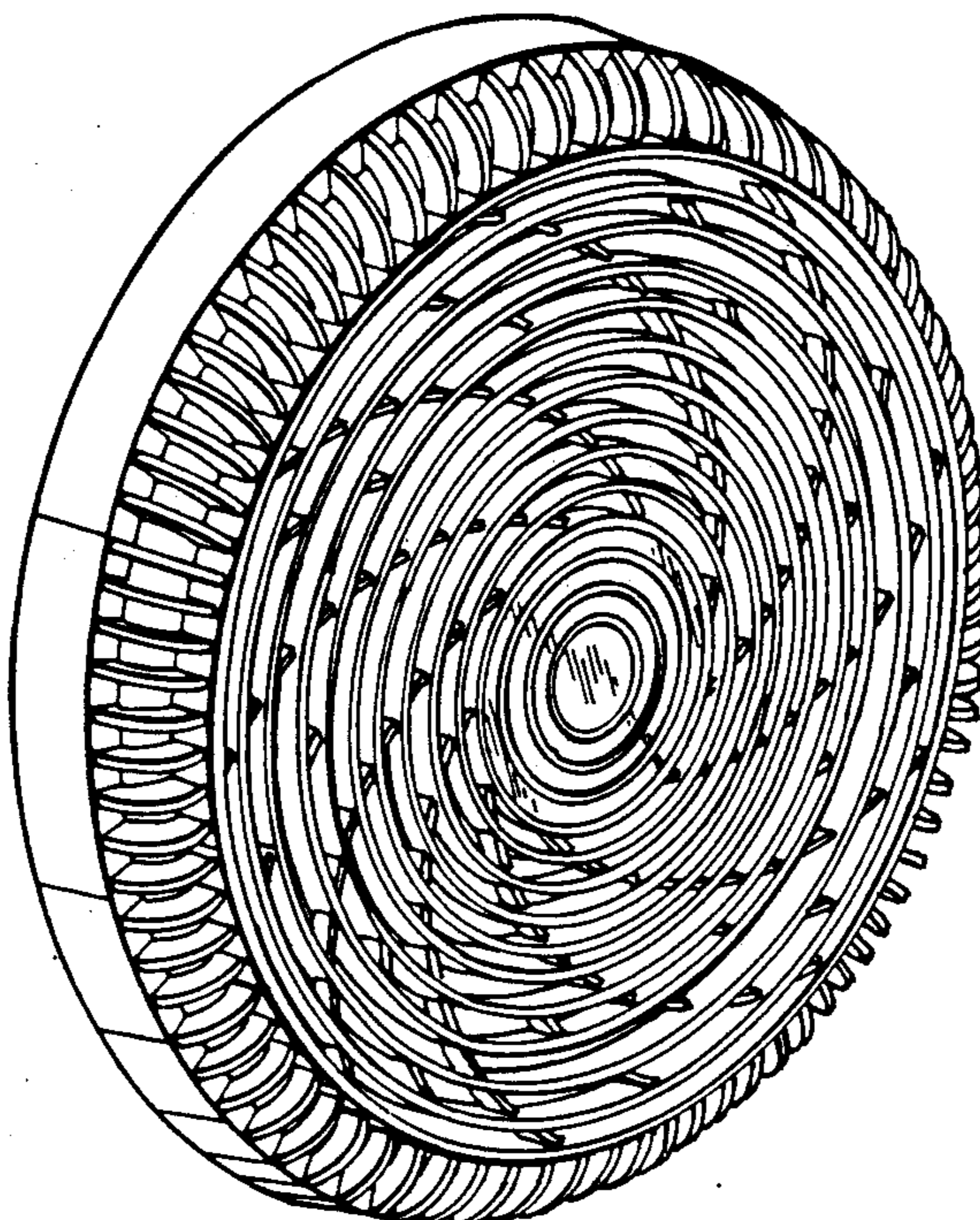


FIG-1

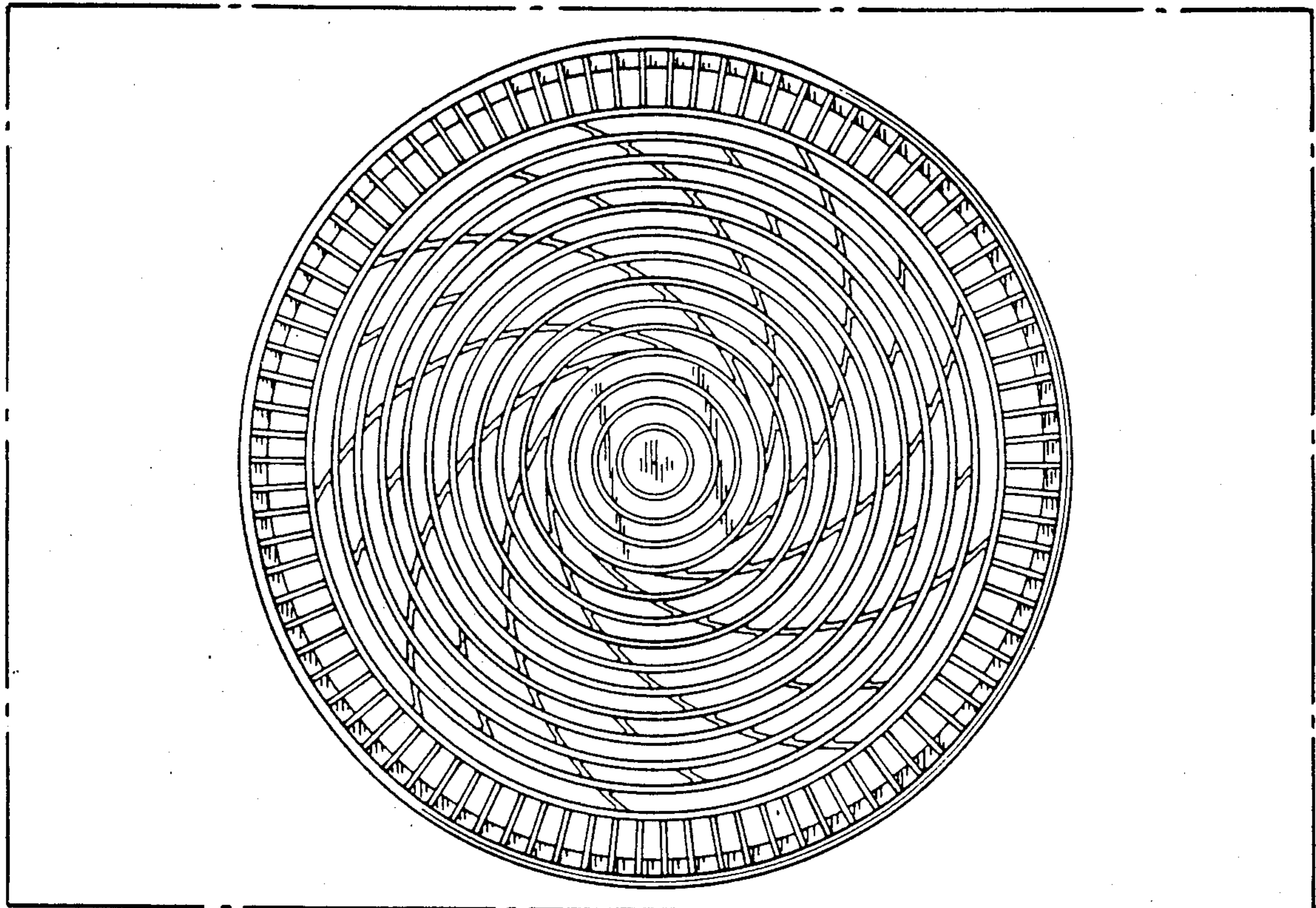


FIG-2

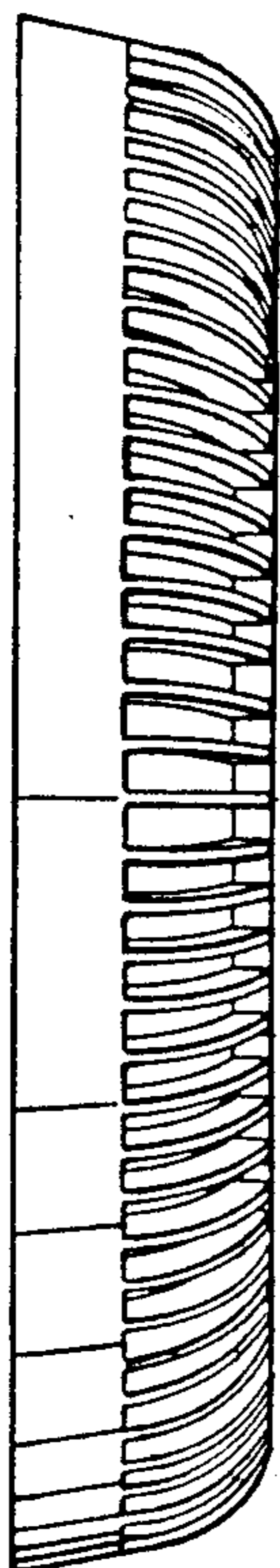


FIG-3

