

[54] COMBINED REVERSIBLE SPRINKLER NOZZLE AND SUPPORT RING

[76] Inventor: Robert W. Hengesbach, 7886 Munson Rd., Mentor, Ohio 44060

[\*\*] Term: 14 Years

[21] Appl. No.: 414,066

[22] Filed: Sep. 28, 1989

Related U.S. Application Data

[60] Division of Ser. No. 224,249, Jul. 26, 1988, which is a continuation of Ser. No. 20,684, Mar. 2, 1987, which is a continuation-in-part of Ser. No. 674,272, Nov. 23, 1984, which is a continuation-in-part of Ser. No. 461,874, Jan. 28, 1983, Pat. No. D. 282,392.

[52] U.S. Cl. .... D23/213

[58] Field of Search ..... D23/213-230; 239/396

[56] References Cited

U.S. PATENT DOCUMENTS

- D. 183,042 6/1958 Fuglie ..... D91/3
D. 194,526 2/1963 Lohmar ..... D23/229
D. 266,454 10/1982 Miller ..... D23/229
D. 282,392 1/1986 Hengesbach ..... D23/17
D. 284,301 6/1986 Hengesbach ..... D23/17
D. 285,242 8/1986 Hengesbach ..... D23/17
D. 285,477 9/1986 Hengesbach ..... D23/18
D. 285,478 9/1986 Hengesbach ..... D23/19
D. 285,479 9/1986 Hengesbach ..... D23/20
D. 287,995 1/1987 Ferguson ..... D23/19
D. 293,127 12/1987 Hengesbach ..... D23/226
2,072,555 3/1937 Hengesbach et al. .... 122/144
2,293,390 8/1942 Hengesbach ..... 299/84
2,790,686 4/1957 Roshott ..... 239/396 X
2,890,067 6/1959 Morin ..... 285/166
2,929,406 3/1960 Anderson ..... 137/615
3,202,360 8/1965 O'Brien ..... 239/119
3,473,561 10/1969 Svenson et al. .... 137/525
3,632,046 1/1972 Hengesbach ..... 239/318
3,711,028 1/1973 Hengesbach ..... 239/288.5
3,756,273 9/1973 Hengesbach ..... 137/540
3,762,650 10/1973 Radecki ..... 239/396
4,035,004 7/1977 Hengesbach ..... 285/166
4,449,696 5/1984 Hengesbach ..... 251/231
4,471,911 9/1984 Hengesbach ..... 239/327
4,473,328 9/1984 Hengesbach ..... 406/152

- 4,513,310 5/1985 Hengesbach ..... 239/8
4,569,160 2/1986 Hengesbach ..... 51/427
4,629,121 12/1986 Hengesbach ..... 239/119

OTHER PUBLICATIONS

- Brochure, Tri-Con, Inc., 4 pages, dated 1/1/1977, entitled: We Make the System.
Brochure, Spraying Systems Co., Catalog 27, pp. 75-79, 1978, entitled: Spray Nozzles and Accessories.
Brochure, Tri-Con, Inc., 4 pages, date unknown, entitled: The Tri-Con All Purpose Nozzle.
Trademark Reg. No. 1,352,262, Registered Jul. 30, 1985.
Trademark Reg. No. 1,379,809, Registered Jan. 21, 1986.
Trademark Reg. No. 1,379,810, Registered Jan. 21, 1986.
Trademark Reg. No. 1,379,811, Registered Jan. 21, 1986.


Primary Examiner—James R. Largen
Attorney, Agent, or Firm—David A. Burge

[57] CLAIM

The ornamental design for a combined reversible sprinkler nozzle and support ring, as shown and described.

DESCRIPTION

- FIG. 1 is a bottom perspective of a combined reversible sprinkler nozzle and support ring showing my new design;
FIG. 2 is a top plan view thereof;
FIG. 3 is a bottom perspective view of a second embodiment thereof;
FIG. 4 is a top plan view of FIG. 3;
FIG. 5 is a bottom perspective view of a third embodiment thereof;
FIG. 6 is a bottom perspective view of a fourth embodiment thereof;
FIG. 7 is a bottom perspective view of a fifth embodiment thereof;
FIG. 8 is a bottom perspective view of a sixth embodiment thereof;
FIG. 9 is a bottom perspective view of a seventh embodiment thereof;
FIG. 10 is a bottom perspective view of an eighth embodiment thereof;



**Des. 313,458**

Page 2

---

**FIG. 11** is a bottom perspective view of a ninth embodiment thereof;  
**FIG. 12** is a bottom perspective view of a tenth embodiment thereof;

**FIG. 13** is a bottom perspective view of an eleventh embodiment thereof; and  
**FIG. 14** is a bottom perspective view of a twelfth embodiment thereof.

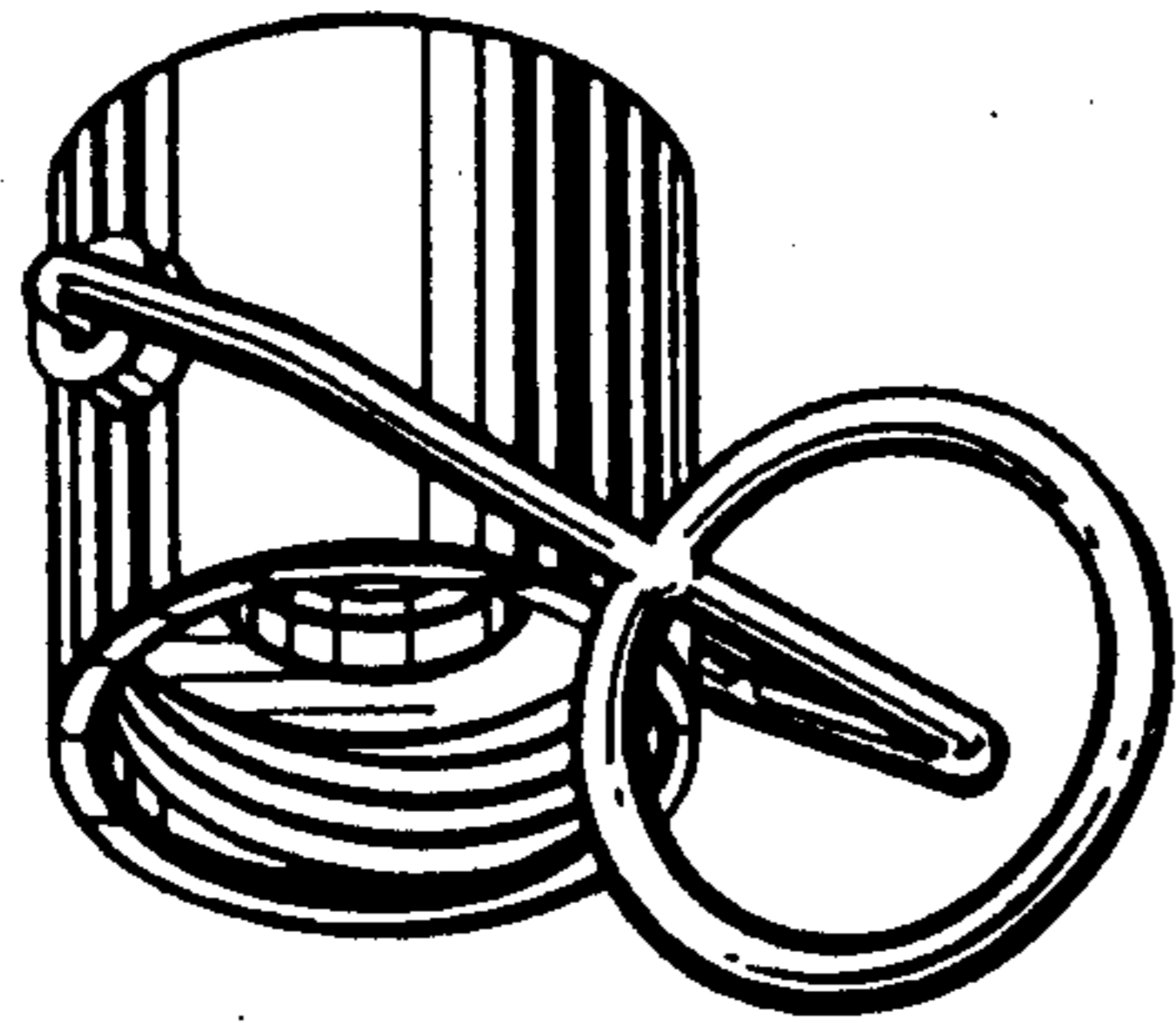


FIG. 1




FIG. 2

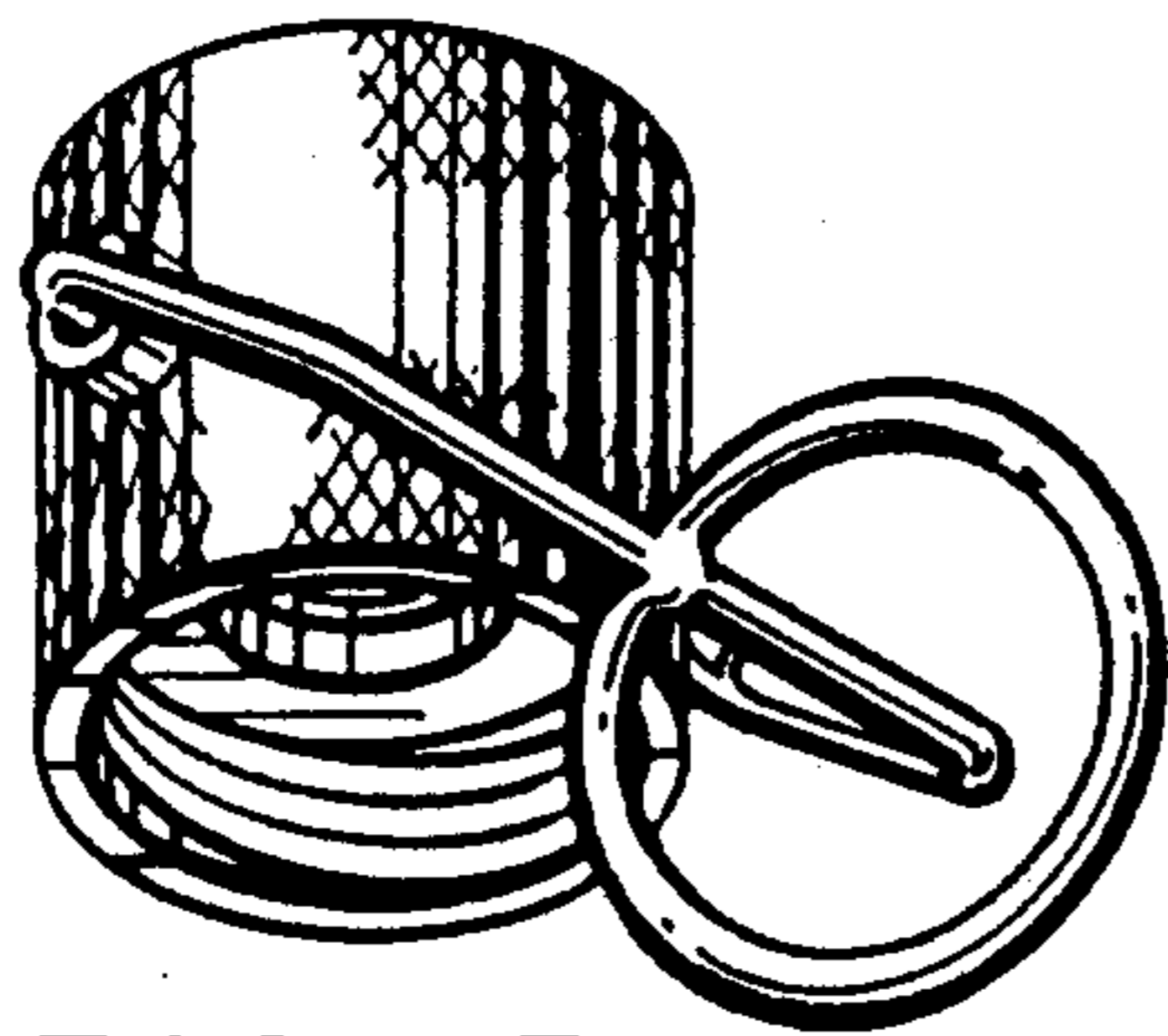


FIG. 3




FIG. 4

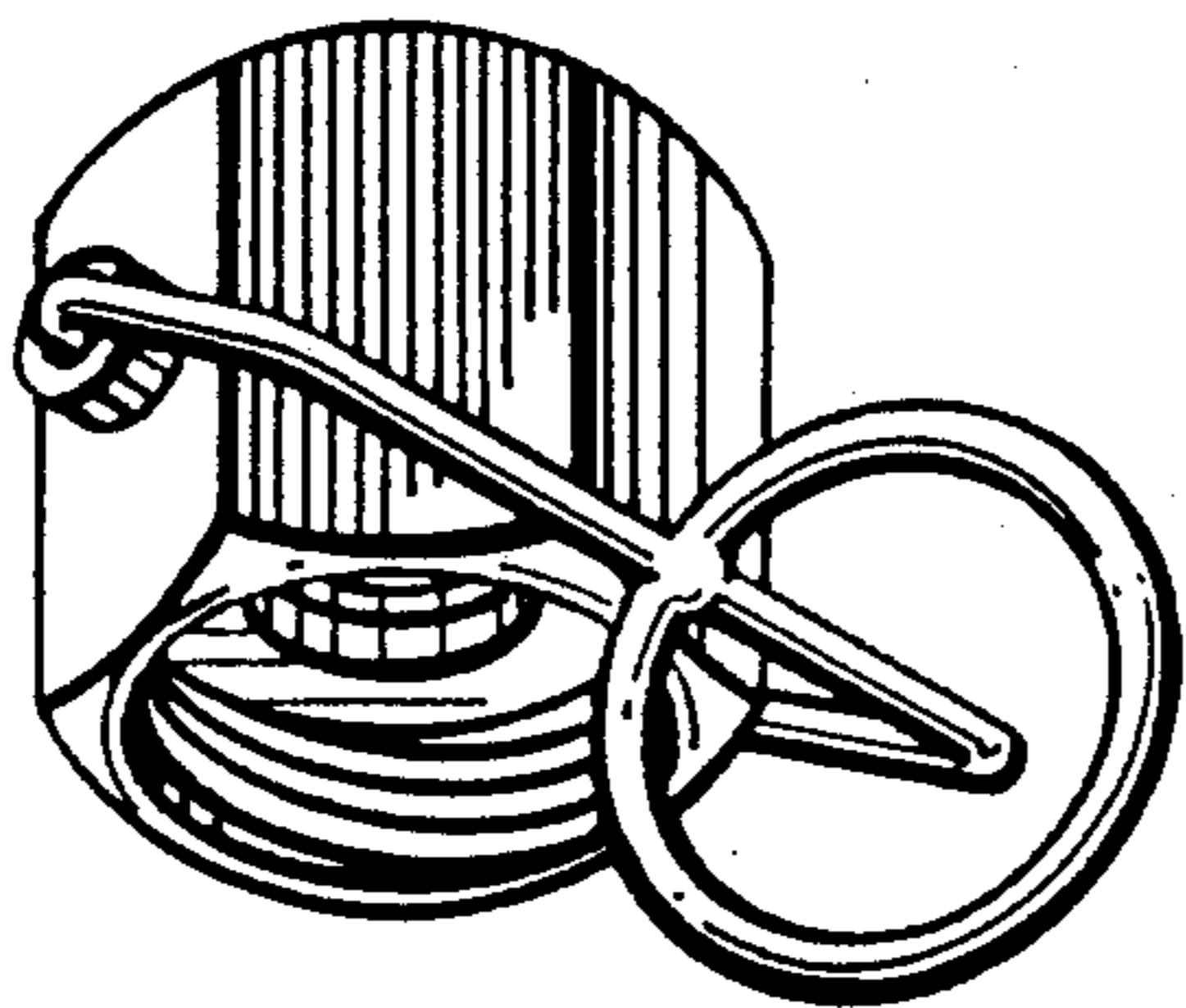


FIG. 5

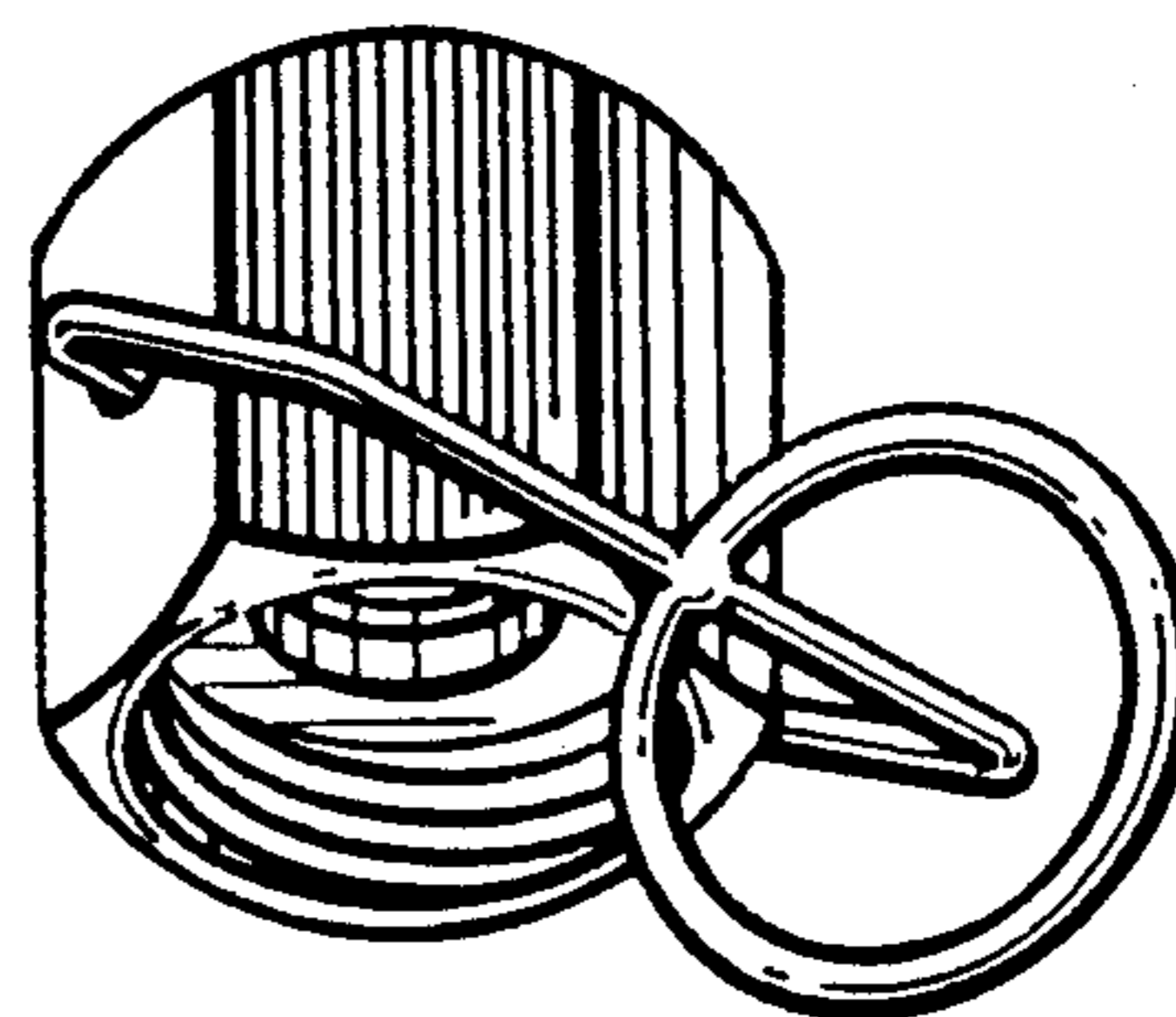


FIG. 6



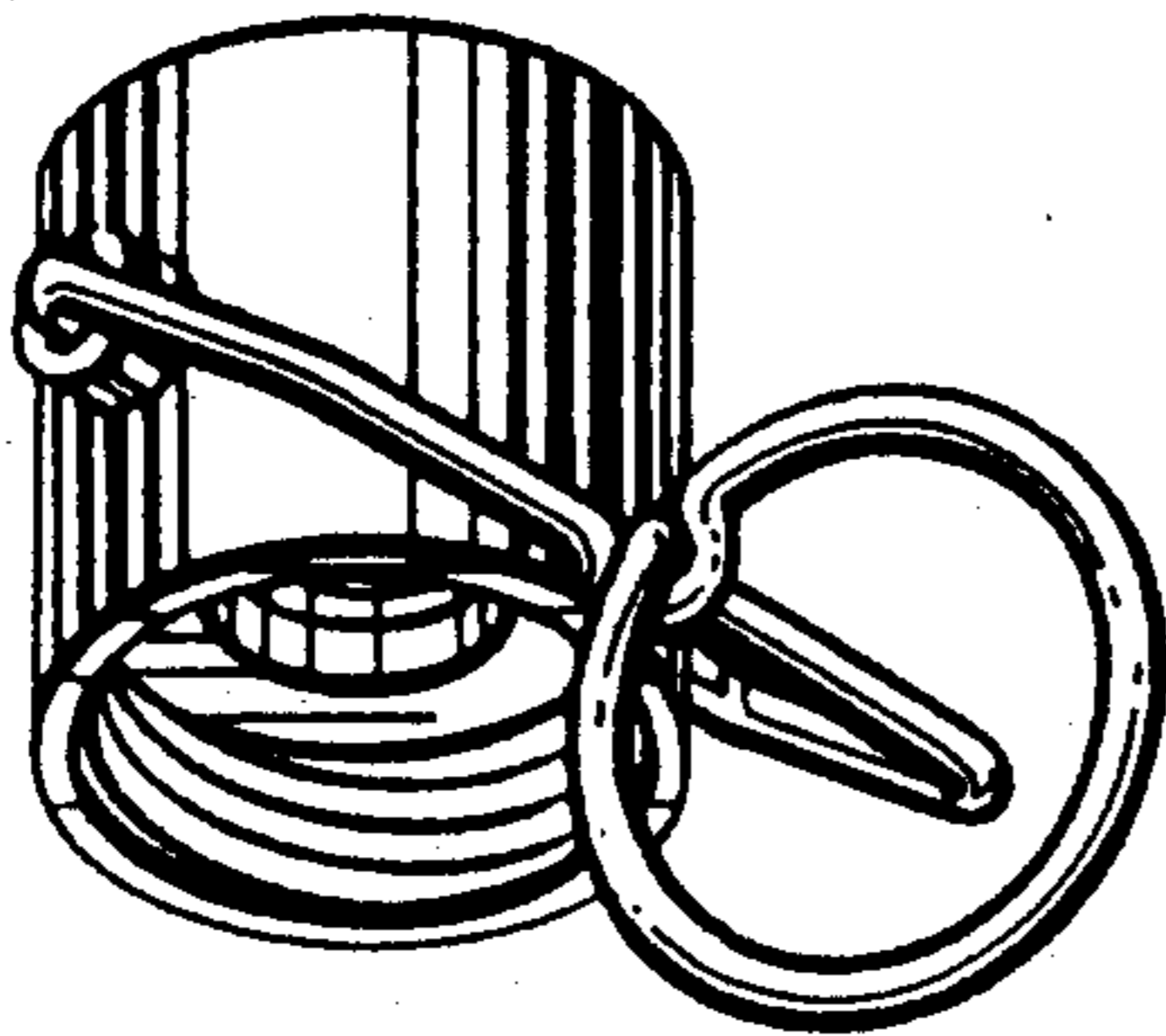


FIG. 7




FIG. 8




FIG. 9




FIG. 10




FIG. 11

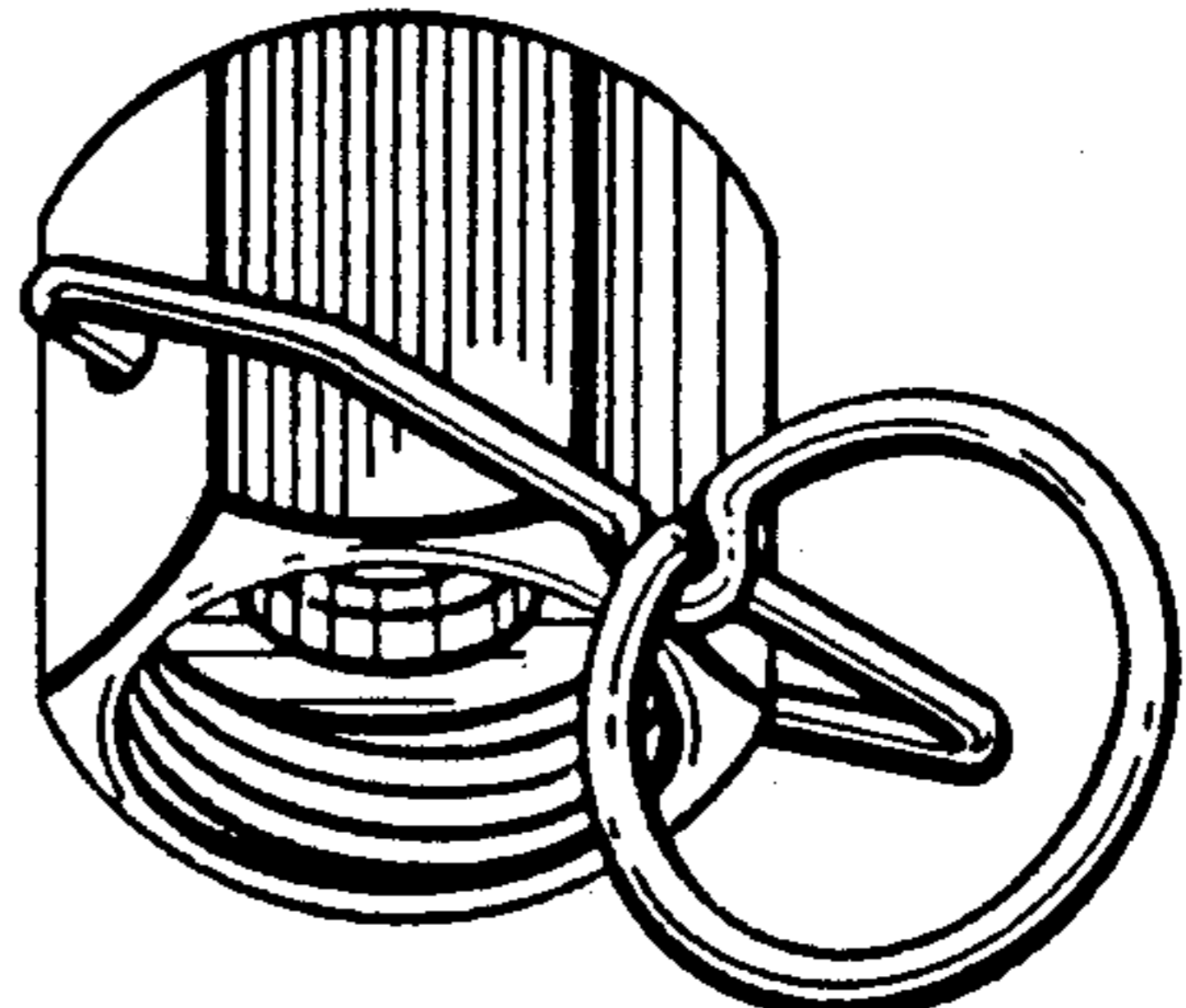


FIG. 12