

[54] **PRINTER FONT CARTRIDGE**
[75] Inventors: **Richard E. Berriman**, Vancouver;
Donald R. McClelland, Brush Prairie;
Kuni Masuda; **Kenneth R. Williams**,
both of Vancouver, Wash.

[73] Assignee: **Hewlett-Packard Company**, Palo
Alto, Calif.

[**] Term: **14 Years**

[21] Appl. No.: **113,081**

[22] Filed: **Oct. 23, 1987**

[52] U.S. Cl. **D18/22**

[58] Field of Search **D18/12, 13, 22, 99;**
D14/121, 100, 109, 114, 115; 340/700; 346/140
PD, 126; 400/67, 121, 124, 126, 175, 194, 197,
200, 201, 202, 202.1-202.3, 248, 679, 690.1,
691-693, 719, 144.3

[56] **References Cited**
U.S. PATENT DOCUMENTS

- D. 257,345 10/1980 Levy D14/114
- D. 273,788 5/1984 Ault D14/114
- D. 281,333 11/1985 Nibley et al. D14/121
- D. 281,504 11/1985 Davis et al. D14/114

- D. 285,317 8/1986 Jennings et al. D18/12
- D. 289,765 5/1987 Eto et al. D14/114
- D. 290,705 7/1987 Yomo D14/114
- D. 296,787 7/1988 Hidaka et al. D14/114
- 4,388,010 6/1983 Mott et al. 400/692
- 4,734,717 3/1988 Rayfield 400/126
- 4,778,291 10/1988 Mitsuhashi 400/121

FOREIGN PATENT DOCUMENTS

2900438 7/1980 Fed. Rep. of Germany ... 400/144.3

Primary Examiner—James R. Largen
Assistant Examiner—Cathy Anne MacCormac

[57] **CLAIM**

The ornamental design for a printer front cartridge, as shown and described.

DESCRIPTION

FIG. 1 is a perspective view of a printer font cartridge showing our new design;
FIG. 2 is a bottom plan view thereof;
FIG. 3 is a left side elevational view thereof;
FIG. 4 is a top plan view thereof;
FIG. 5 is a right side elevational view thereof;
FIG. 6 is a front elevational view thereof; and
FIG. 7 is a rear elevational view thereof.




Fig. 1.

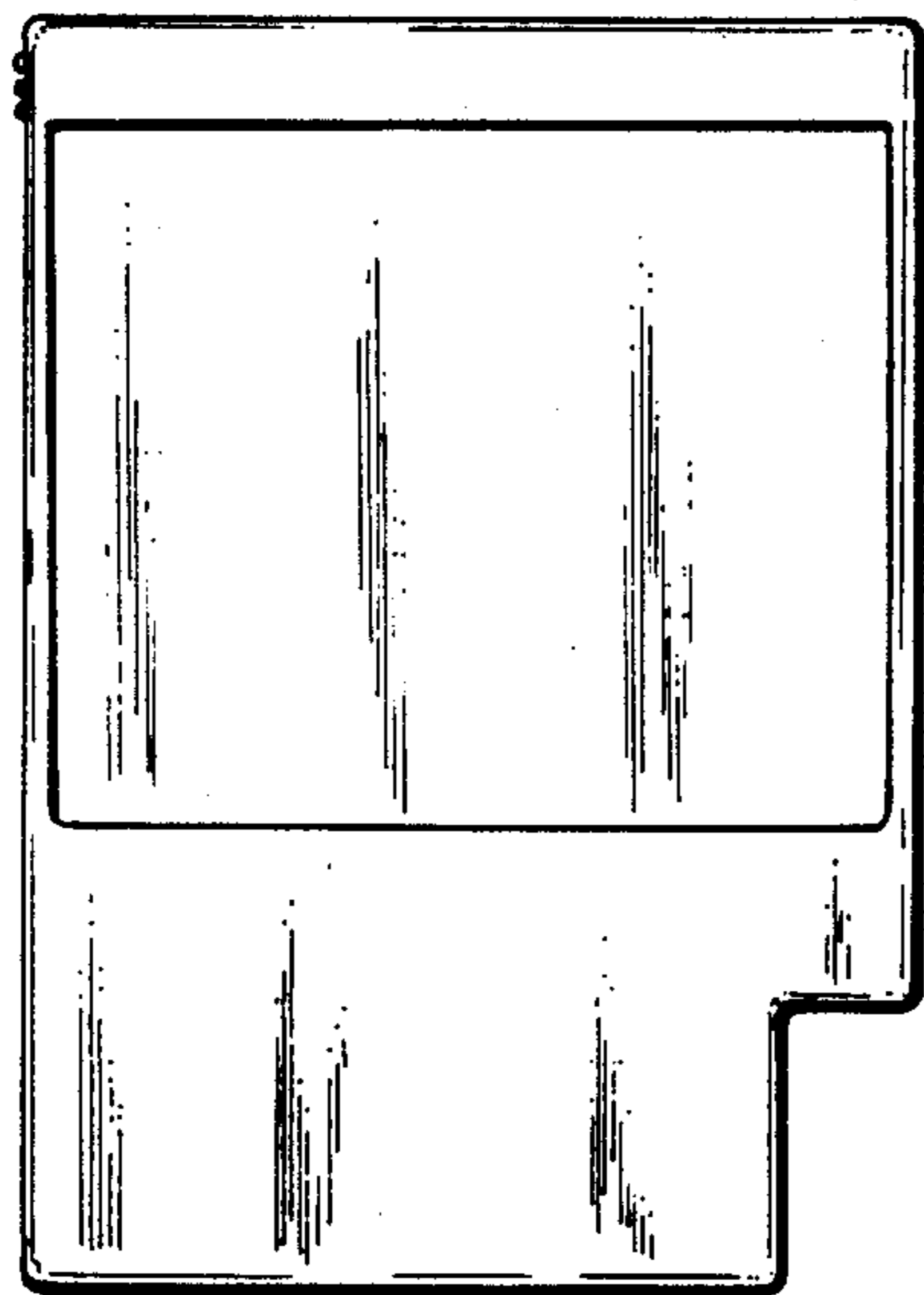
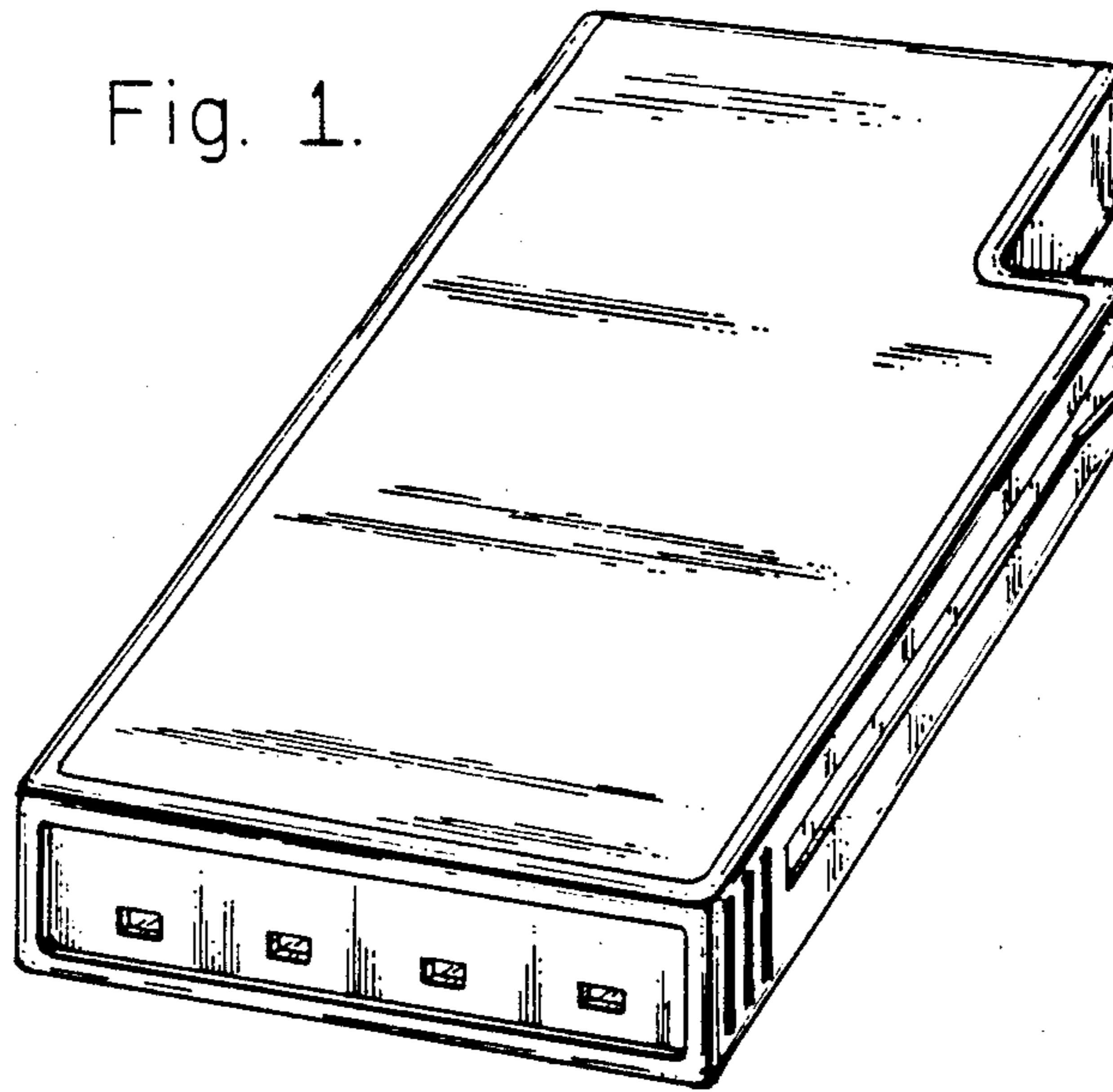


Fig. 2.




Fig. 3.

Fig. 4.



Fig. 5.




Fig. 6.



Fig. 7.

