

United States Patent [19]

Esslinger et al.

[11] Patent Number: **Des. 313,403**

[45] Date of Patent: **** Jan. 1, 1991**

[54] **PORTABLE COMPUTER OR SIMILAR ARTICLE**

[75] Inventors: **Hartmut H. Esslinger, Los Gatos; Eric I. Gruenberg, Soquel; James R. Stewart, San Jose, all of Calif.**

[73] Assignee: **Apple Computer, Inc., Cupertino, Calif.**

[**] Term: **14 Years**

[21] Appl. No.: **299,850**

[22] Filed: **Jan. 23, 1989**

[52] U.S. Cl. **D14/106**

[58] Field of Search **D14/100, 105, 106, 107, D14/113, 115; D18/1, 7, 11, 12; 235/145 A, 145 R; 340/700, 706, 711, 712; 341/22, 23; 358/249, 254; 364/706-710; 206/305**

[56] **References Cited**

U.S. PATENT DOCUMENTS

D. 290,256 6/1987 Sapper D14/106

D. 299,031 12/1988 Sugano D14/106
D. 303,523 9/1989 Shiozawa et al. D14/106
D. 305,883 2/1990 Burton D14/106
4,790,431 12/1988 Reel et al. 206/305
4,837,590 6/1989 Sprague 206/305


Primary Examiner—Wallace R. Burke
Assistant Examiner—Freda S. Nunn
Attorney, Agent, or Firm—Franklyn C. Weiss

[57] CLAIM

The ornamental design for a portable computer or similar article, as shown and described.

DESCRIPTION

FIG. 1 is a top, front, right side perspective view of a portable computer or similar article showing our new design;
FIG. 2 is a right side elevational view thereof;
FIG. 3 is a left side elevational view thereof;
FIG. 4 is a top plan view thereof;
FIG. 5 is a front elevational view thereof;
FIG. 6 is a bottom plan view thereof; and
FIG. 7 is a rear elevational view thereof.






FIG. 1

FIG 2

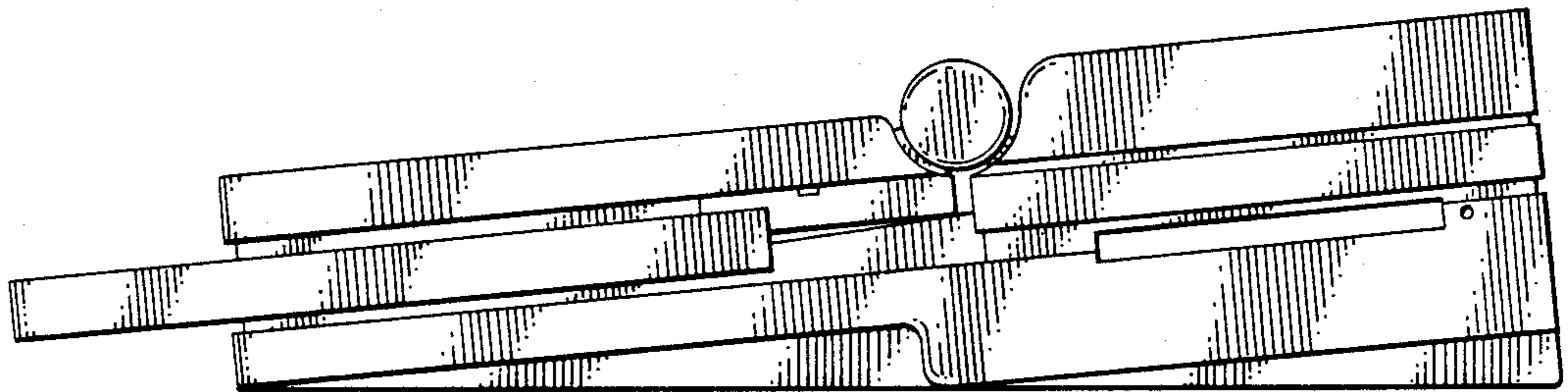


FIG 3

