

United States Patent [19]
Bulgari

[11] **Patent Number: Des. 313,357**

[45] **Date of Patent: ** Jan. 1, 1991**

[54] **ALARM CLOCK**

[75] **Inventor: Paolo Bulgari, Rome, Italy**

[73] **Assignee: Partecipazioni Bulgari S.p.A., Rome, Italy**

[**] **Term: 14 Years**

[21] **Appl. No.: 80,051**

[22] **Filed: Jul. 31, 1987**

[30] **Foreign Application Priority Data**

Apr. 29, 1987 [IT] Italy 35775/87[U]

[52] **U.S. Cl. D10/23**

[58] **Field of Search D10/18, 22-23, D10/26, 28, 30-32, 38-39, 122-126, 128; 368/107-112, 276, 284-285, 316-317**

[56] **References Cited**

U.S. PATENT DOCUMENTS

D. 84,496 6/1931 Scheibel D10/39
D. 251,897 5/1979 Davidson D10/39
D. 260,494 9/1981 Dinh Van D10/39

D. 264,188 5/1982 Bulgari D10/39
D. 271,471 11/1983 Bulgari D10/39 X
D. 286,753 11/1986 Loring D10/39
D. 303,936 10/1989 Deblue D10/32

Primary Examiner—Nelson C. Holtje
Assistant Examiner—Gary D. Watson
Attorney, Agent, or Firm—Barnes, Kisselle, Raisch, Choate, Whittemore & Hulbert

[57] **CLAIM**

The ornamental design for an alarm clock, as shown and described.

DESCRIPTION

FIG. 1 is a front elevational view of an alarm clock showing my new design;
FIG. 2 is a left side elevational view;
FIG. 3 is a right side elevational view;
FIG. 4 is a left front perspective view;
FIG. 5 is a right front perspective view;
FIG. 6 is a rear elevational view;
FIG. 7 is a rear elevational view thereof, with the stand in an open position.




FIG. 6

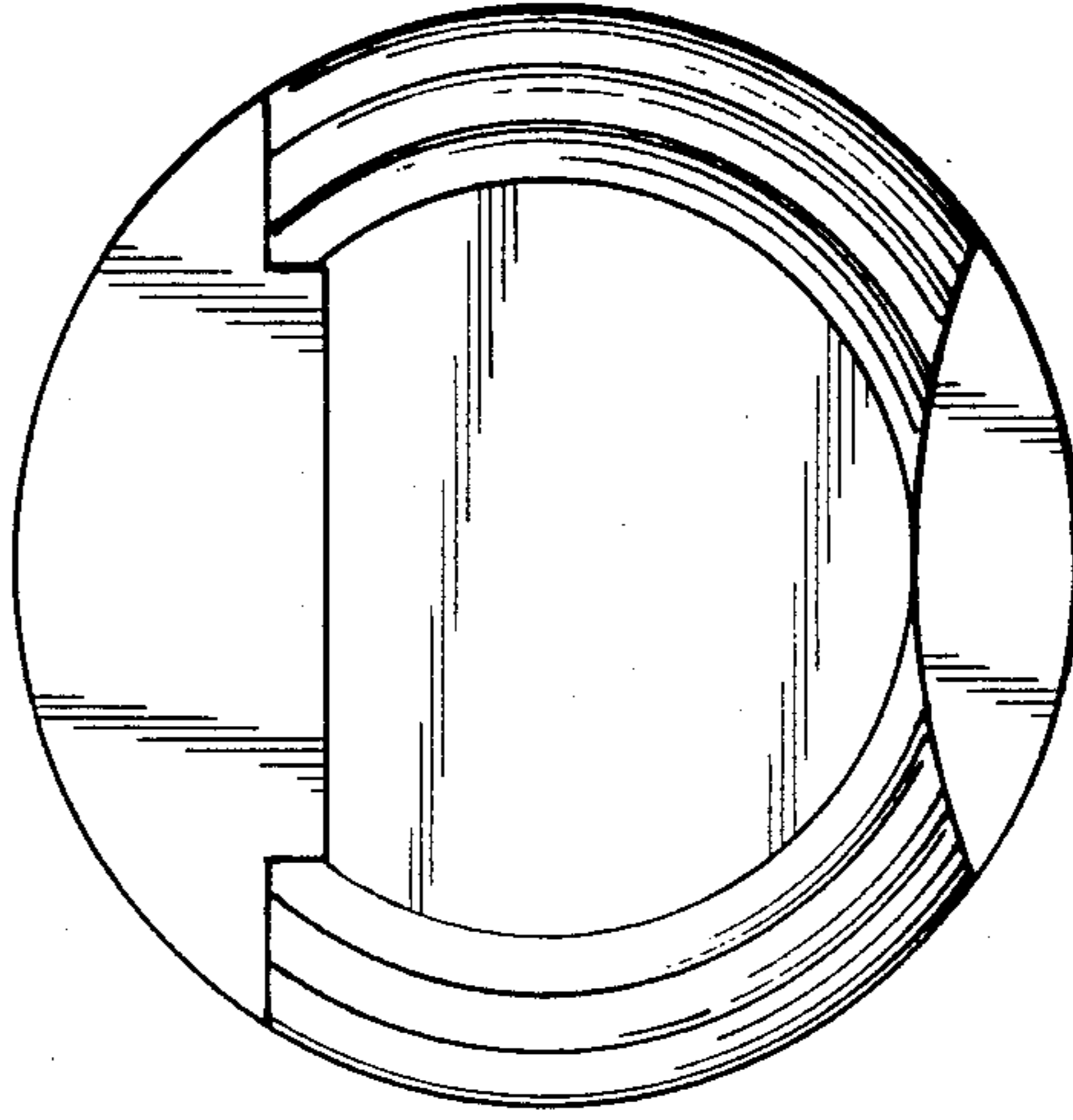


FIG. 1

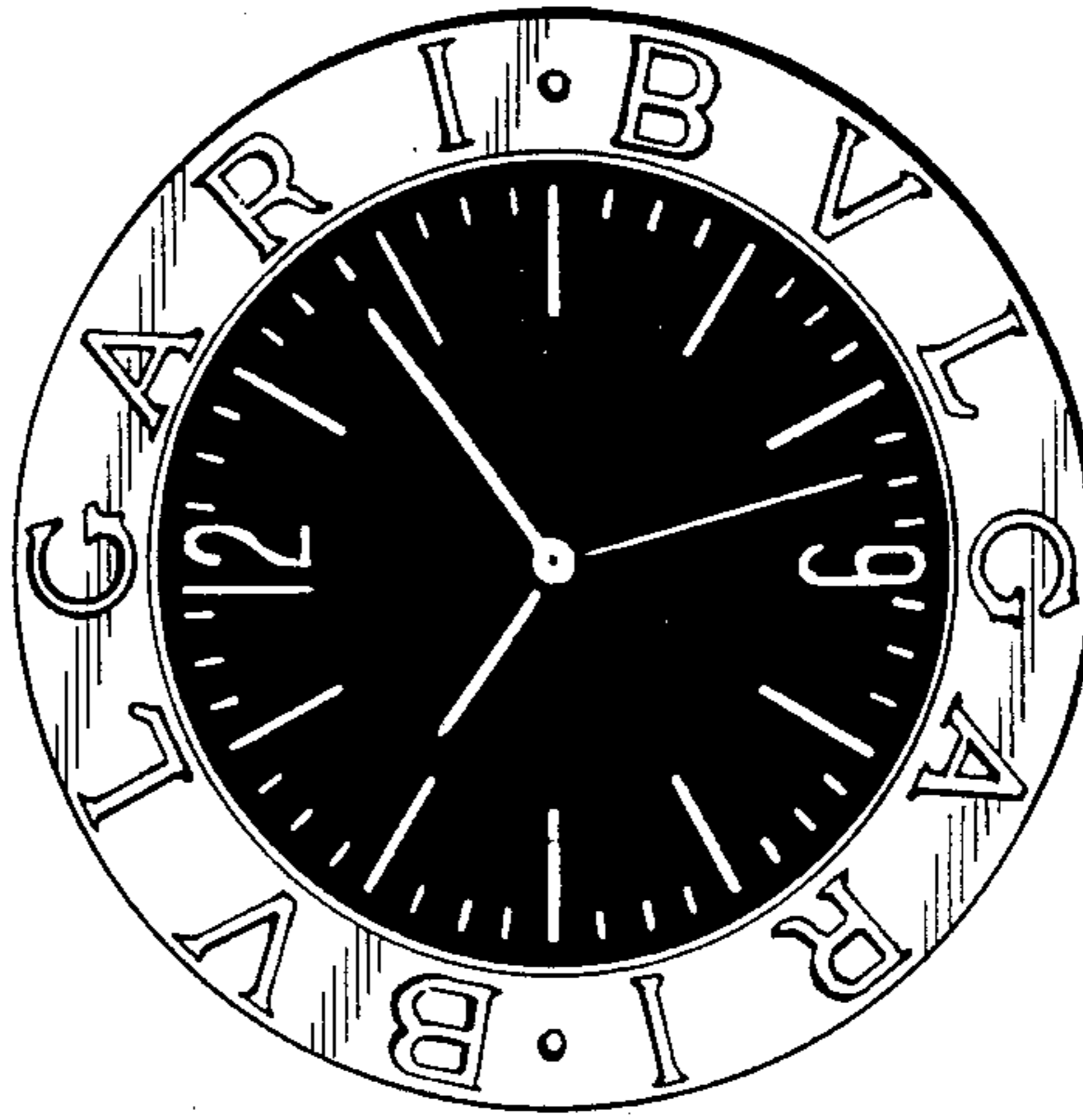


FIG. 7

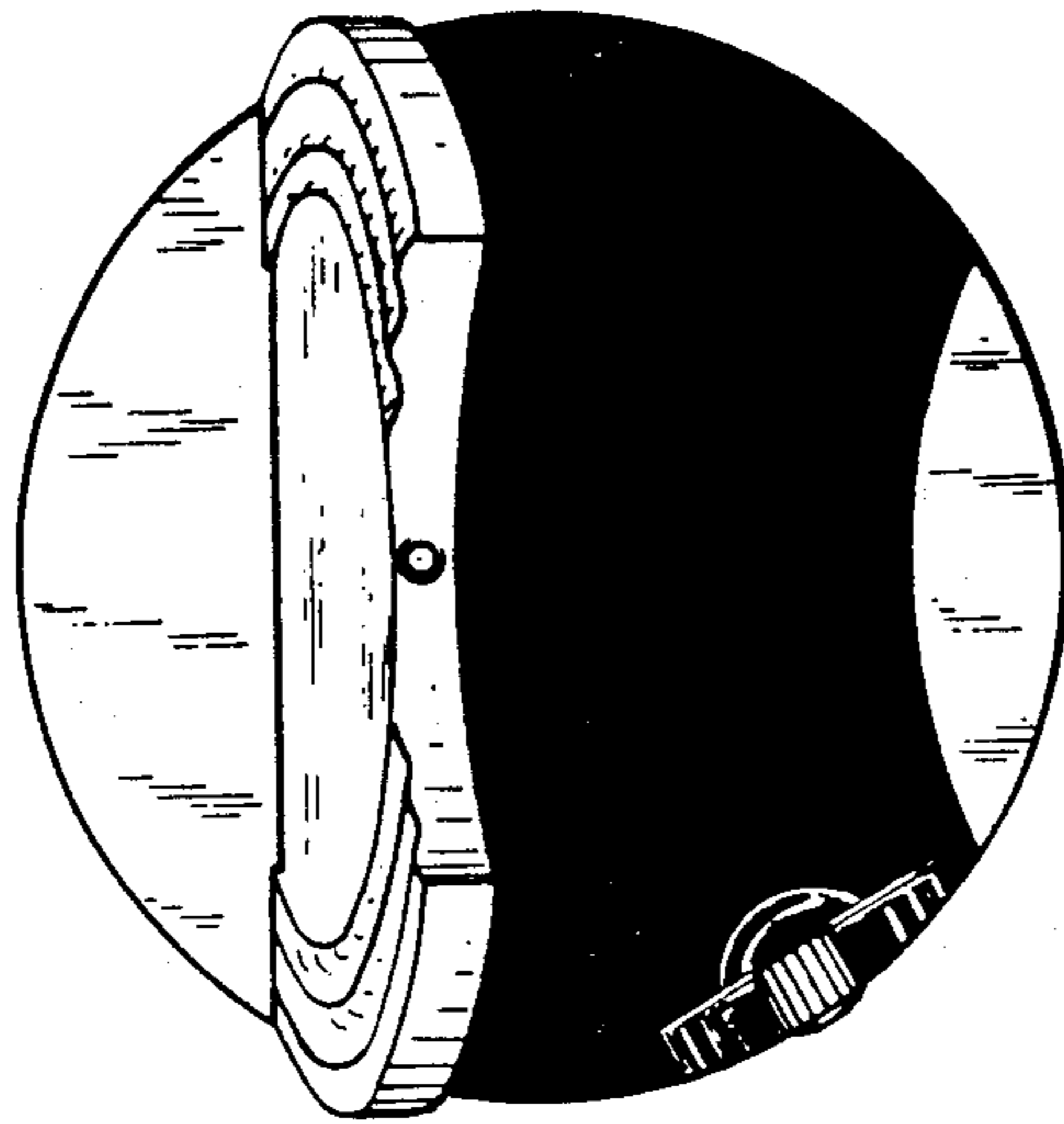


FIG. 3




FIG. 2




FIG. 5




FIG. 4

