

United States Patent [19]

Brown et al.

[11] Patent Number: **Des. 313,339**

[45] Date of Patent: **** Jan. 1, 1991**

[54] **GROUND SUPPORT STAKE FOR IRRIGATION TUBING**

[75] Inventors: **Richard D. Brown, Glendora; Bernard J. Wilson, Alta Loma; Fred W. March, Glendora, all of Calif.**

[73] Assignee: **Rain Bird Sprinkler Manufacturing Company, Glendora, Calif.**

[**] Term: **14 Years**

[21] Appl. No.: **185,936**

[22] Filed: **Apr. 25, 1988**

[52] U.S. Cl. **D8/356**

[58] Field of Search **D8/1, 349, 356, 388, D8/389, 390; D25/131; D21/255; 47/42-47, 48.5**

[56] **References Cited**

U.S. PATENT DOCUMENTS

D. 240,754 7/1976 Shroyer D8/1

D. 285,409 9/1986 Lemkin et al. D8/356
D. 292,060 9/1987 Kerber D8/1
D. 293,874 1/1988 Onoue D8/1
4,745,706 5/1988 Muza et al. 47/47

Primary Examiner—Wallace R. Burke
Assistant Examiner—Freda S. Nunn
Attorney, Agent, or Firm—Kelly, Bauersfeld & Lowry

[57] **CLAIM**

The ornamental design for ground support stake for irrigation tubing, as shown.

DESCRIPTION

FIG. 1 is a top, rear, right side perspective view of a ground support stake for irrigation tubing showing my new design;

FIG. 2 is a rear elevational view thereof;

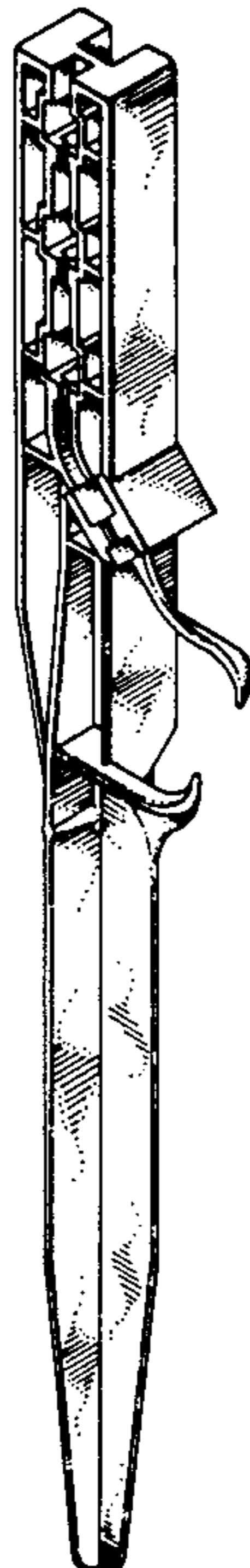
FIG. 3 is a top plan view thereof;

FIG. 4 is a bottom plan view thereof;

FIG. 5 is a right side elevational view thereof;

FIG. 6 is a front elevational view thereof and;

FIG. 7 is a left side elevational view thereof.



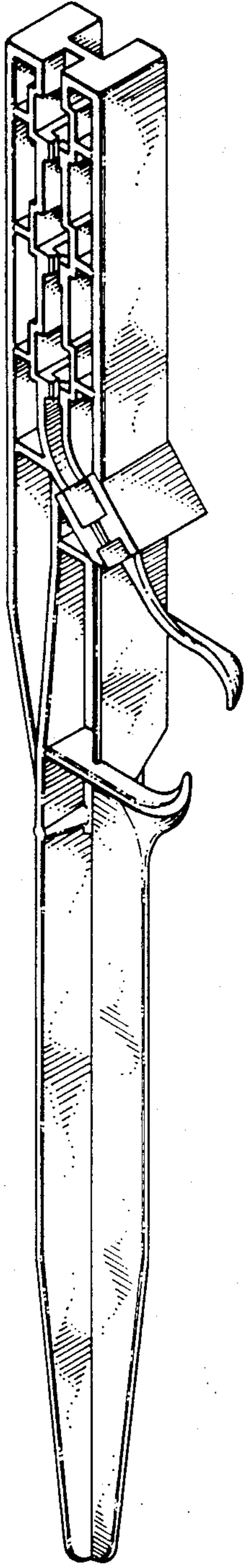


FIG. 1

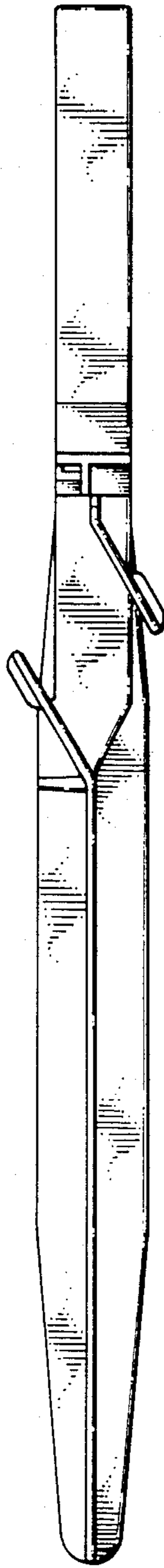


FIG. 2

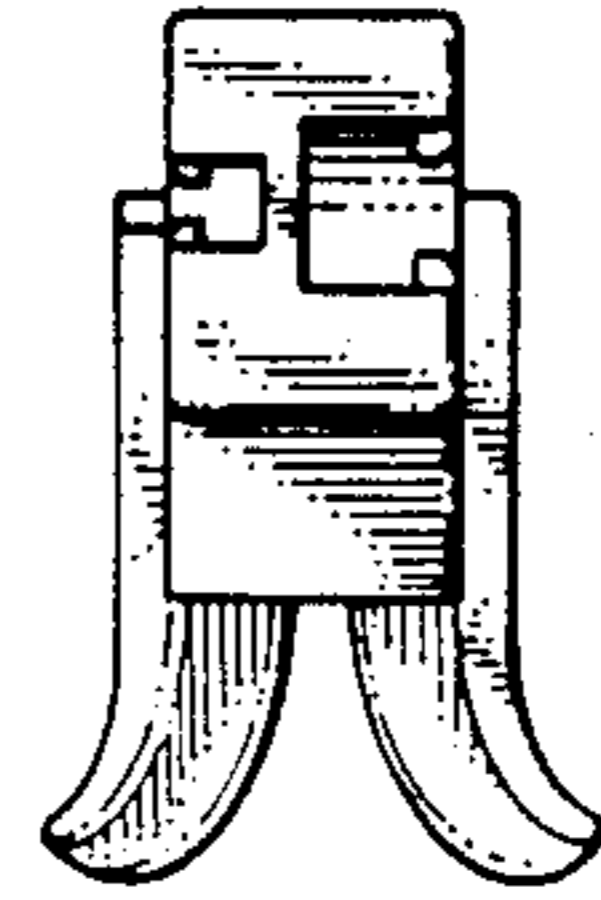


FIG. 3

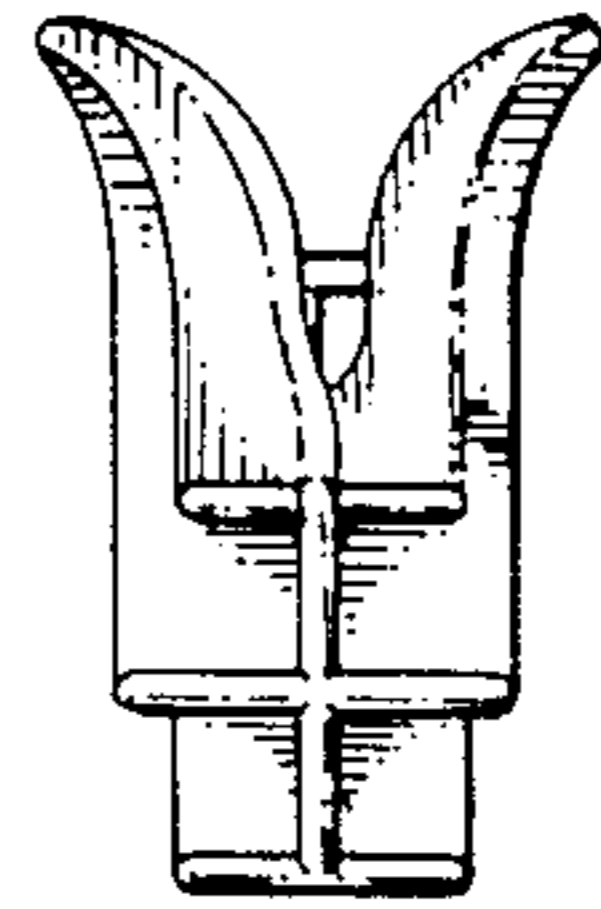


FIG. 4

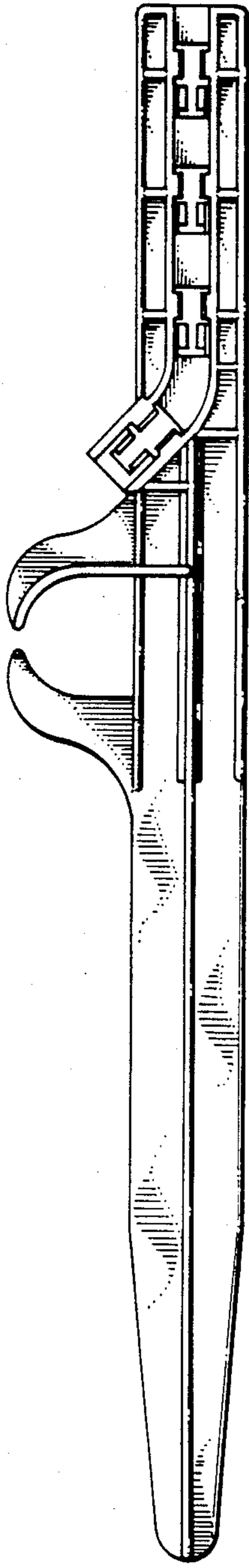


FIG. 5

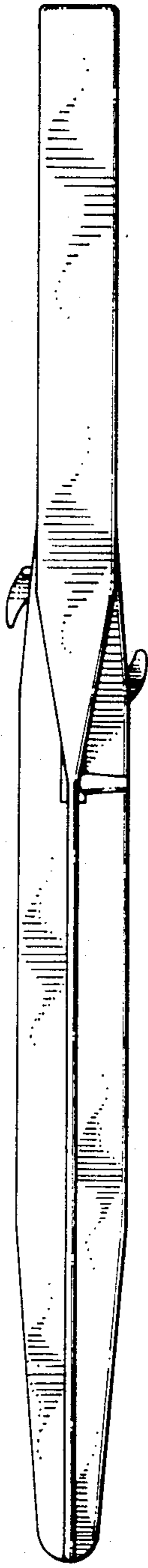


FIG. 6

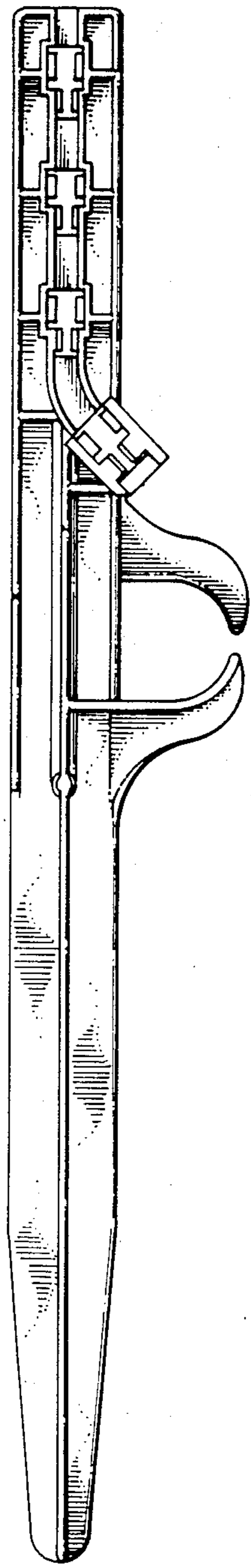


FIG. 7