

[54] **CAMPER TIE DOWN HOLDER**
 [75] **Inventor: C. Martin Rasmussen, Fruit Heights, Utah**
 [73] **Assignee: Recreation Systems, Inc., Fruit Heights, Utah**
 [**] **Term: 14 Years**
 [21] **Appl. No.: 107,519**
 [22] **Filed: Oct. 9, 1987**
 [52] **U.S. Cl. D8/356**
 [58] **Field of Search D8/371, 356; 248/499, 248/300, 499; 52/712, 363, 338**

3,649,065 3/1972 Stutz 296/23 MC
 3,706,469 12/1972 Covert 296/23 MC
 3,744,840 7/1973 Van Cleave 296/23 MC
 3,781,057 12/1973 Manuel 296/23 MC
 3,782,775 1/1974 Weiler et al. 296/23 MC
 3,830,457 8/1974 Stewart 248/361 A
 3,902,227 9/1975 Sherwood 24/131 R
 4,257,570 3/1981 Rasmussen 248/503
 4,557,456 12/1985 Mueller 248/499
 4,757,969 7/1988 Tolfsen 248/499

FOREIGN PATENT DOCUMENTS

1356372 2/1964 France .
 374580 2/1964 Switzerland .

OTHER PUBLICATIONS

TA Mfg. Corp., Engineering Design Manual, Bulletin No. 212G (U.S.A., 1970), p. 31.
 BMC, "Camper Dampers and Camper Clampers", (U.S.A., ca. 1975).
 All Sports and Mfg. Co., "ASM Camper Equipment and Accessories" (U.S.A., ca. 1975).
Primary Examiner—Horace B. Fay, Jr.
Attorney, Agent, or Firm—Workman, Nydegger, Jensen

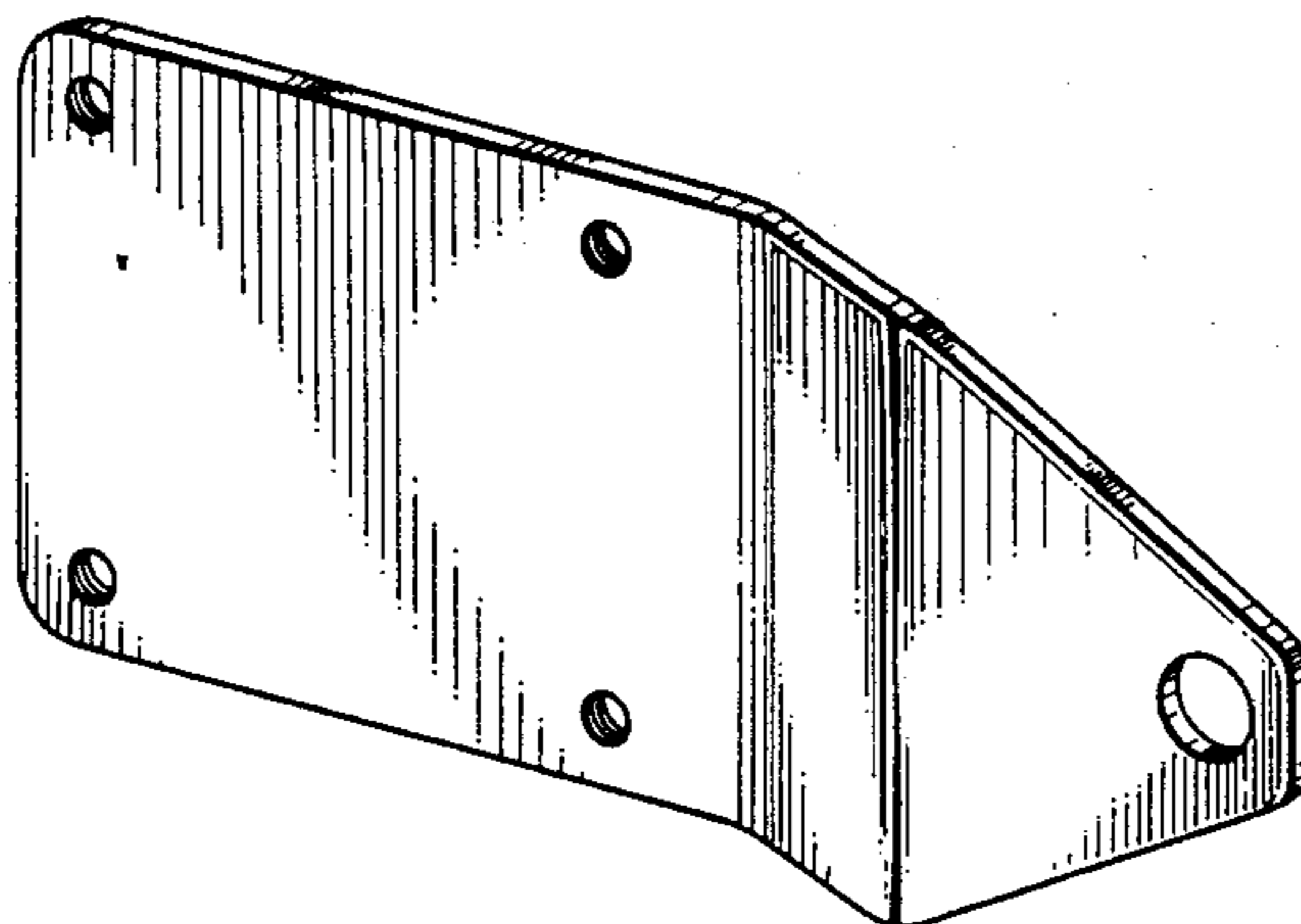
[56] **References Cited**
U.S. PATENT DOCUMENTS

D. 233,014 10/1974 Rasmussen et al. D8/229
 D. 240,015 5/1976 Buckley D8/258
 D. 245,312 8/1977 Rasmussen et al. D8/356
 818,700 4/1906 Morewood .
 1,259,397 3/1918 Hathaway .
 1,769,277 7/1930 Snyder et al. .
 2,503,446 4/1950 MacLatchie 248/48
 2,540,784 2/1951 Hocher 248/221
 3,046,056 7/1962 Greene et al. 297/385
 3,175,862 3/1965 Robbins 297/385
 3,359,701 12/1967 Schneller 52/363
 3,380,776 4/1968 Dillender 297/389
 3,393,521 7/1968 Cammisa 61/41
 3,410,588 12/1968 Frye et al. 287/189.35
 3,415,538 12/1968 Radke et al. 280/150
 3,424,494 1/1969 McIntyre et al. 297/385
 3,475,049 10/1969 Overhulser 296/23
 3,503,647 3/1970 Gostomski 296/23
 3,526,432 9/1970 Jensen et al. 297/389
 3,540,772 11/1970 Weiler 296/23
 3,638,895 2/1972 Henson 248/361 R

[57] **CLAIM**
 The ornamental design for a camper tie down holder, as shown and described.

DESCRIPTION

FIG. 1 is a front, side and end perspective view of a camper tie down holder showing my new design;
 FIG. 2 is a top plan view thereof;
 FIG. 3 is a front elevational view thereof;
 FIGS. 4 and 5 are respectively right and left end elevational views thereof;
 FIG. 6 is a bottom plan view thereof; and
 FIG. 7 is a rear elevational view thereof.



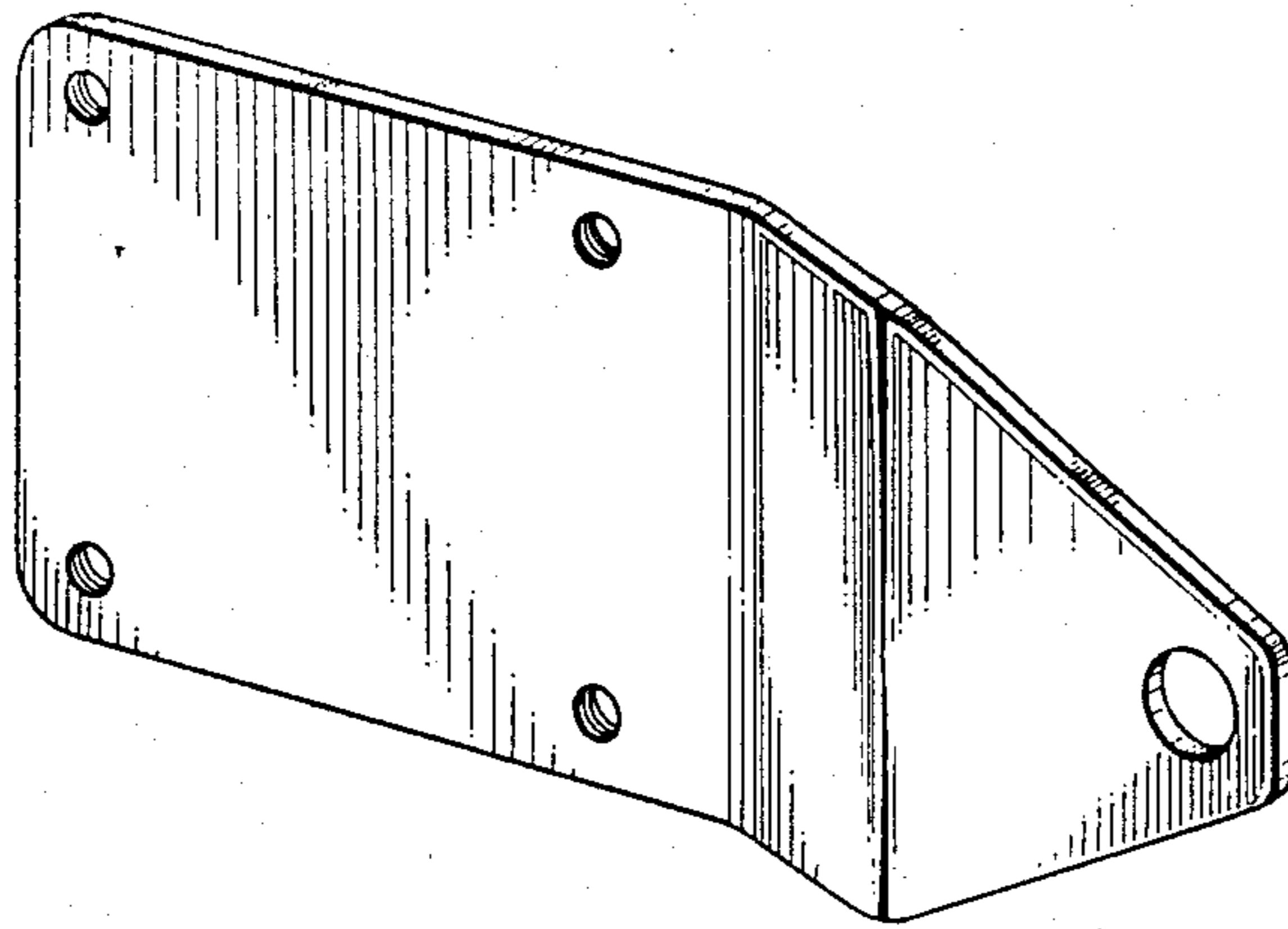


FIG. 1




FIG. 2




FIG. 5

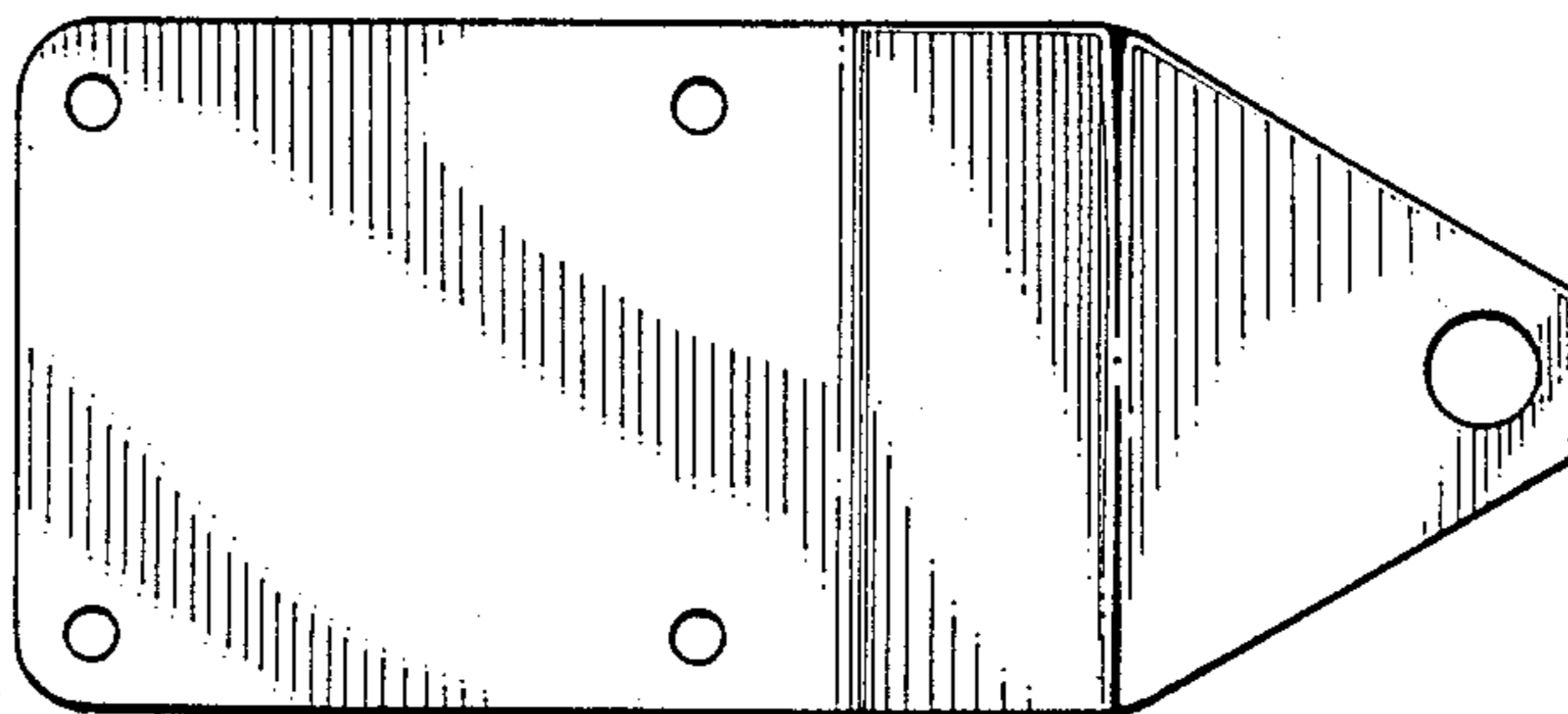


FIG. 3



FIG. 4



FIG. 6

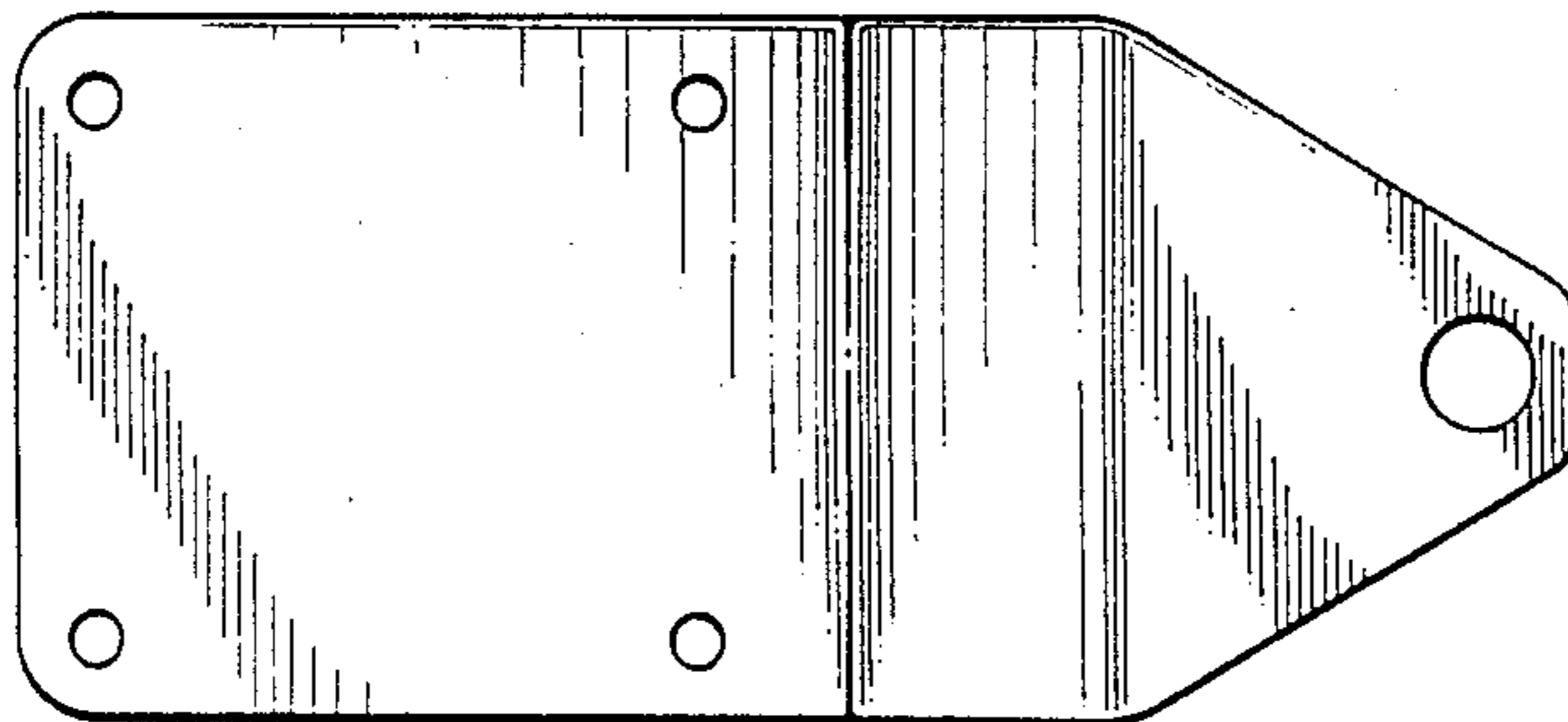


FIG. 7