

[54] LOTTERY TICKET HOLDER

[76] Inventor: Sam Folino, 33 Harbour Square #3209, Toronto, Ontario, Canada, M5J 2G2

[**] Term: 14 Years

[21] Appl. No.: 921,014

[22] Filed: Oct. 20, 1986

[52] U.S. Cl. D3/56; D21/37

[58] Field of Search D18/2, 7, 11; D3/39, D3/42, 56, 74, 75, 78; D28/38, 83; D19/26, 28, 91, 86; 150/132, 133, 134, 135, 136, 137, 138, 139; D21/37

[56] References Cited

U.S. PATENT DOCUMENTS

D. 172,531	7/1954	Bennett	D21/37
D. 186,101	9/1959	Chase	D19/26
D. 256,475	8/1980	McDanles	D19/26
D. 275,972	10/1984	Bahier	D21/37
D. 285,805	9/1986	Yubisui et al.	D18/7
D. 285,809	9/1986	Sindler	D3/58 X

D. 300,227	3/1989	Noguchi	D18/2
3,970,130	7/1976	Casey	D3/56 X
4,296,945	10/1981	Paulik	150/135 X
4,420,112	12/1983	Cune	150/135 X
4,716,948	1/1988	Brissette	206/21 X


Primary Examiner—James R. Largen
Assistant Examiner—Y. Brunot
Attorney, Agent, or Firm—Arne I. Fors

[57] CLAIM

The ornamental design for a lottery ticket holder, as shown and described.

DESCRIPTION

FIG. 1 is a top, left perspective view of a lottery ticket holder showing my new design;
FIG. 2 is a left side elevational view;
FIG. 3 is a top plan view;
FIG. 4 is a bottom plan view;
FIG. 5 is an end elevational view, the opposite end being a mirror image of the end shown; and
FIG. 6 is a top left perspective view of lottery ticket holder showing a second embodiment of my design.



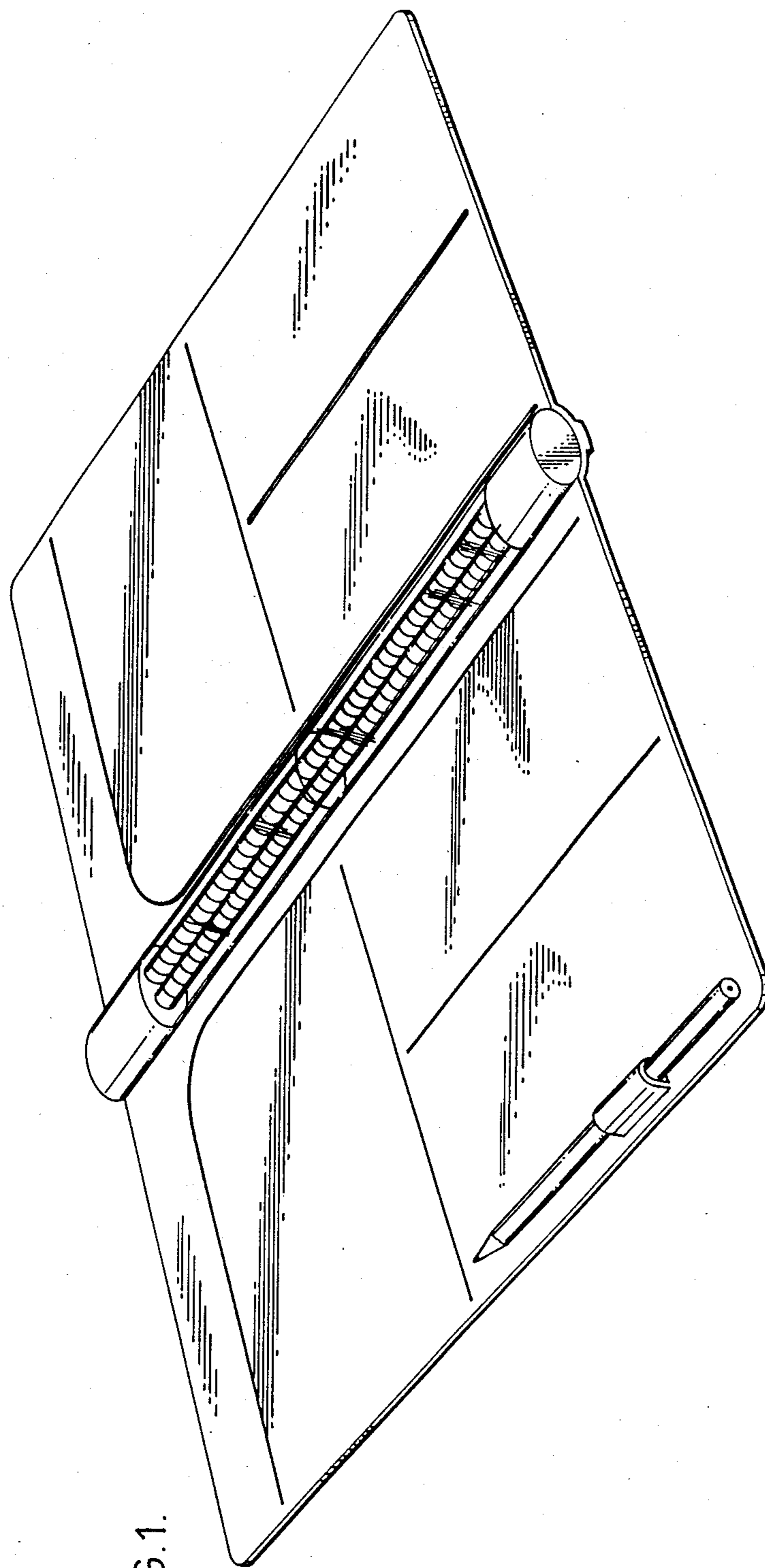


FIG. 1.

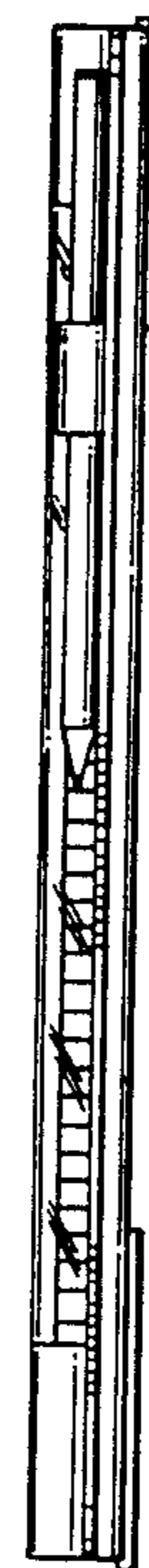


FIG. 2.

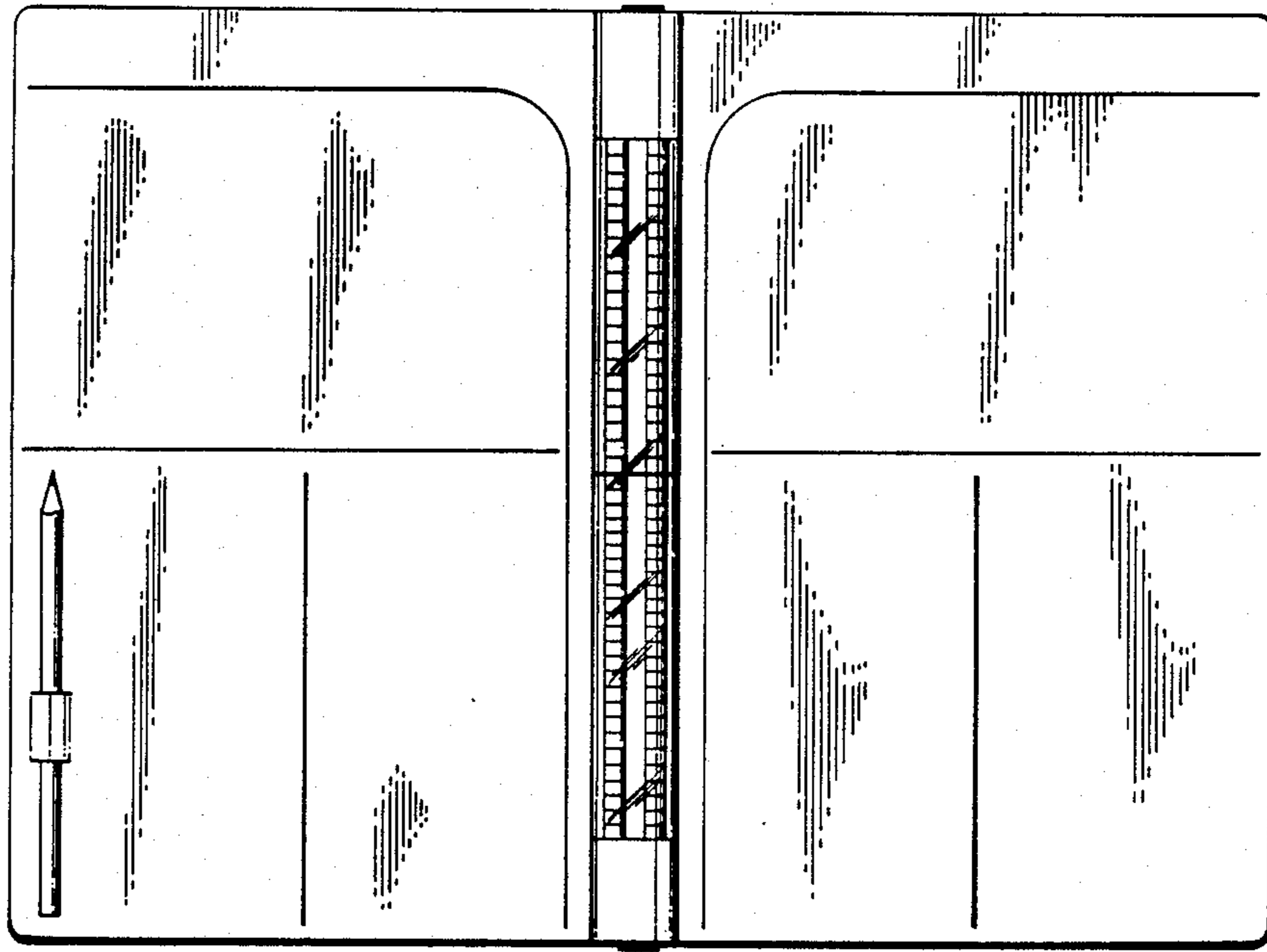


FIG. 3.

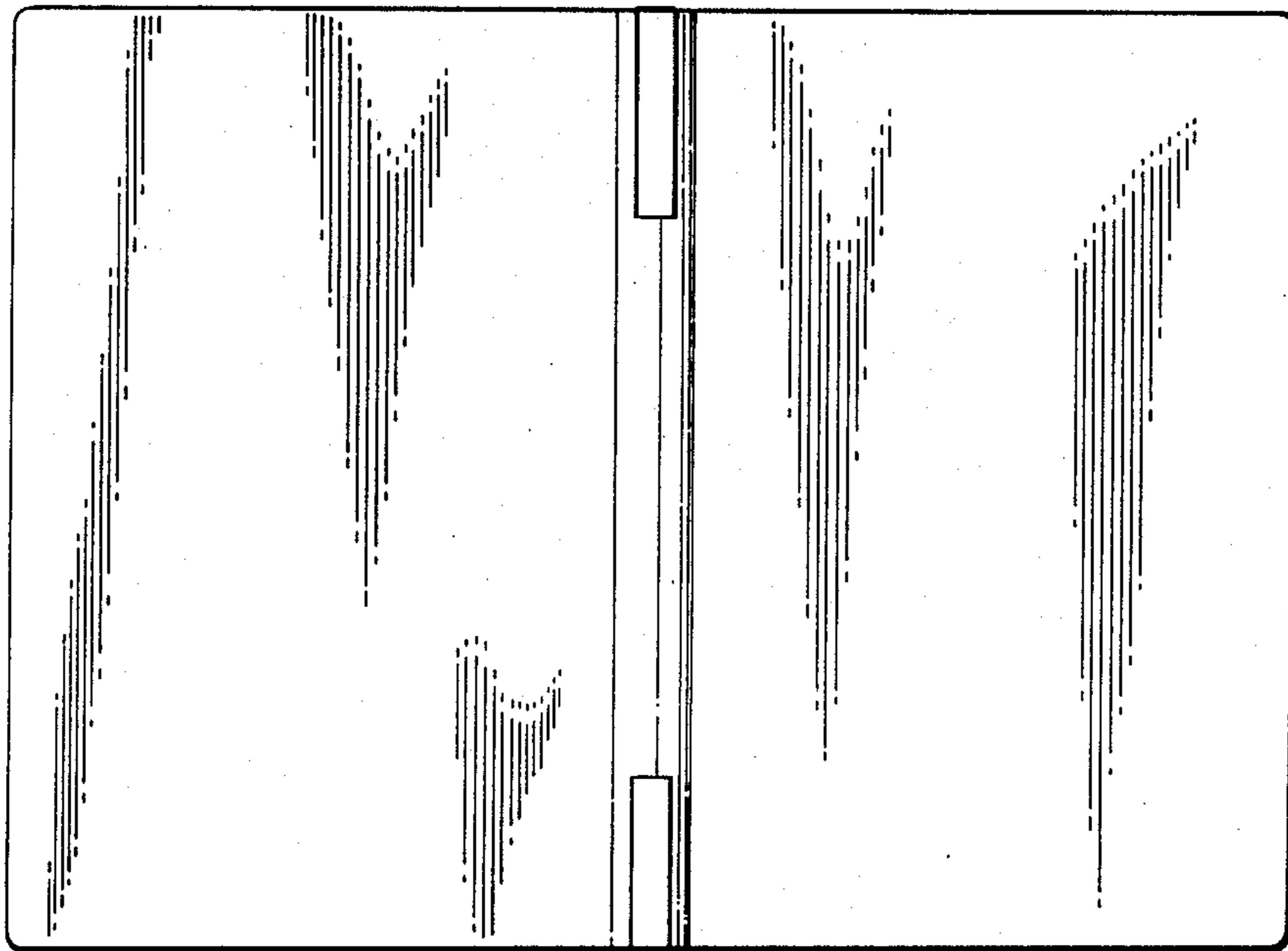


FIG. 4.



FIG. 5.

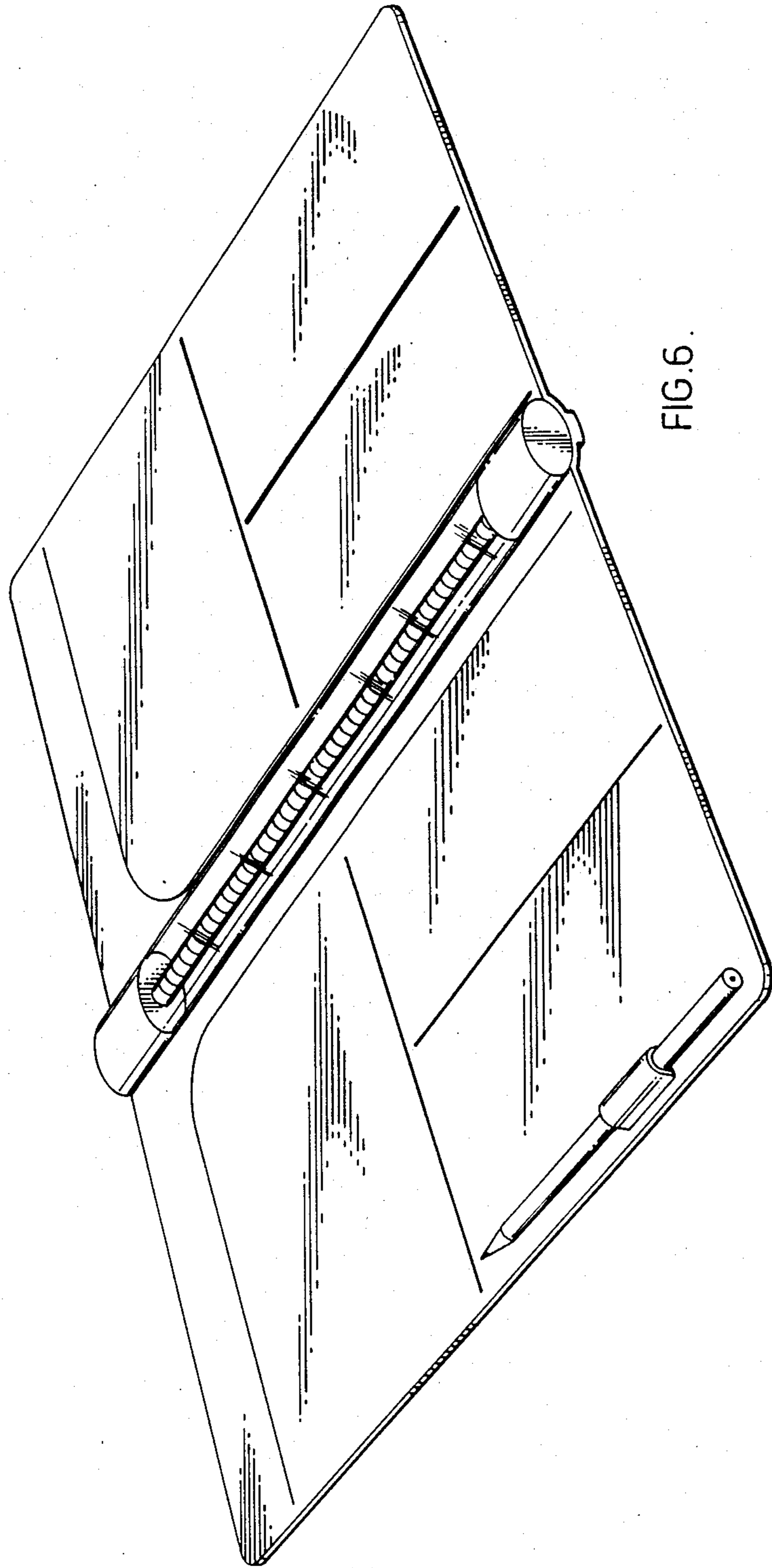


FIG. 6.