

United States Patent [19]

Kotkas

[11] Patent Number: **Des. 313,310**

[45] Date of Patent: **** Jan. 1, 1991**

[54] **SEMI-RIGID INSERT FOR A GLASSES CASE**

[75] Inventor: **Heiti Kotkas**, Macedon, N.Y.

[73] Assignee: **Bausch & Lomb Incorporated**,
Rochester, N.Y.

[**] Term: **14 Years**

[21] Appl. No.: **152,610**

[22] Filed: **Feb. 5, 1988**

[52] U.S. Cl. **D3/34**

[58] Field of Search **D3/30.1, 34; 206/5,
206/6; 220/339; D16/129; D6/553, 567, 569,
571, 573**

D. 308,148 5/1990 Meyer D6/567
2,942,724 6/1960 Hueber et al. D3/34
4,000,810 1/1977 Leblanc 206/5

FOREIGN PATENT DOCUMENTS

1112374 11/1955 France 206/5

Primary Examiner—James R. Largen
Assistant Examiner—Cathy Anne MacCormac
Attorney, Agent, or Firm—John S. Norton

[57] CLAIM

The ornamental design for a semi-rigid insert for a glasses case, as shown and described.

DESCRIPTION

FIG. 1 is a top, rear and right side perspective view of a semi-rigid insert for a glasses case showing my new design;

FIG. 2 is a top, front and left side perspective view thereof;

FIG. 3 is a top plan view thereof;

FIG. 4 is a bottom plan view thereof;

FIG. 5 is a sectional view thereof taken on line 5—5 of FIG. 3;

FIG. 6 is a front elevational view thereof; and

FIG. 7 is a rear elevational view thereof.

[56] References Cited

U.S. PATENT DOCUMENTS

D. 113,402 2/1939 Schram D16/129
D. 229,098 11/1973 Reed D16/129
D. 252,632 8/1979 Drayson D16/129
D. 264,222 5/1982 Slepian D16/129
D. 283,947 5/1986 Scoppettone D3/34
D. 284,134 6/1986 Scoppettone D3/34
D. 289,122 4/1987 Meyer et al. D6/573
D. 298,437 11/1988 Vukasinovich D16/129
D. 298,835 12/1988 Vukasinovich D16/129
D. 301,101 5/1989 Meyer D6/567

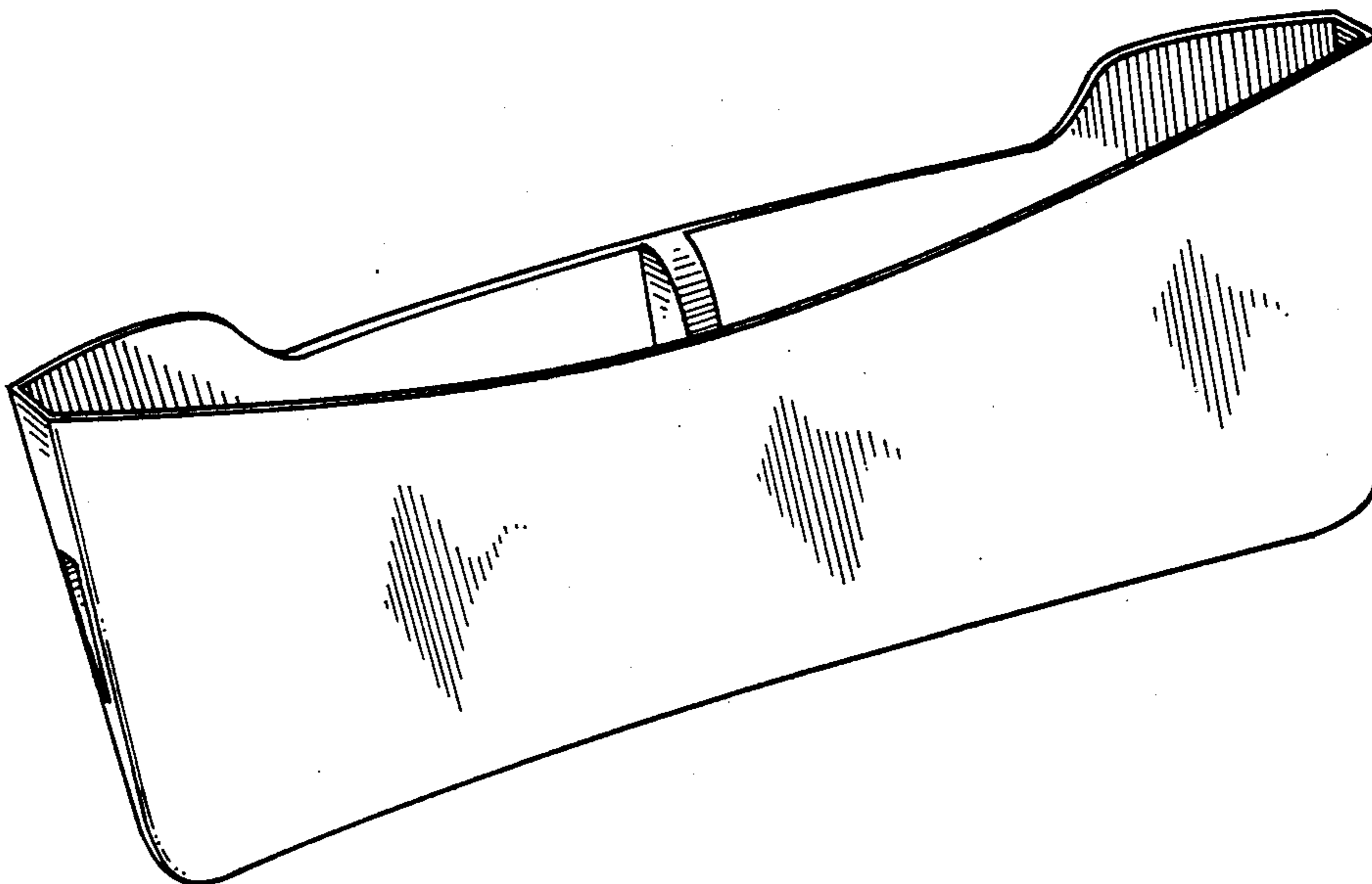


Fig. 1

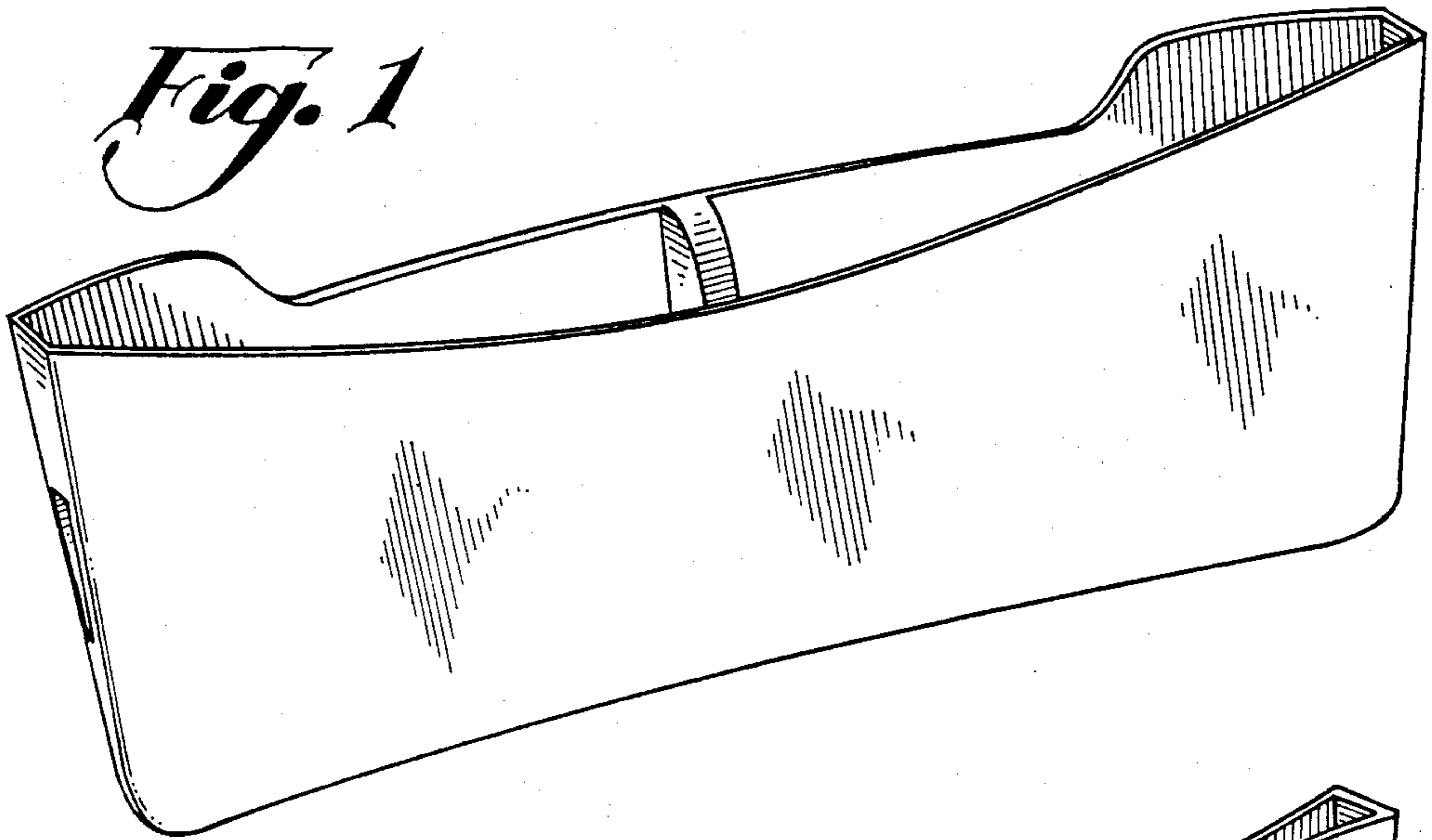


Fig. 2


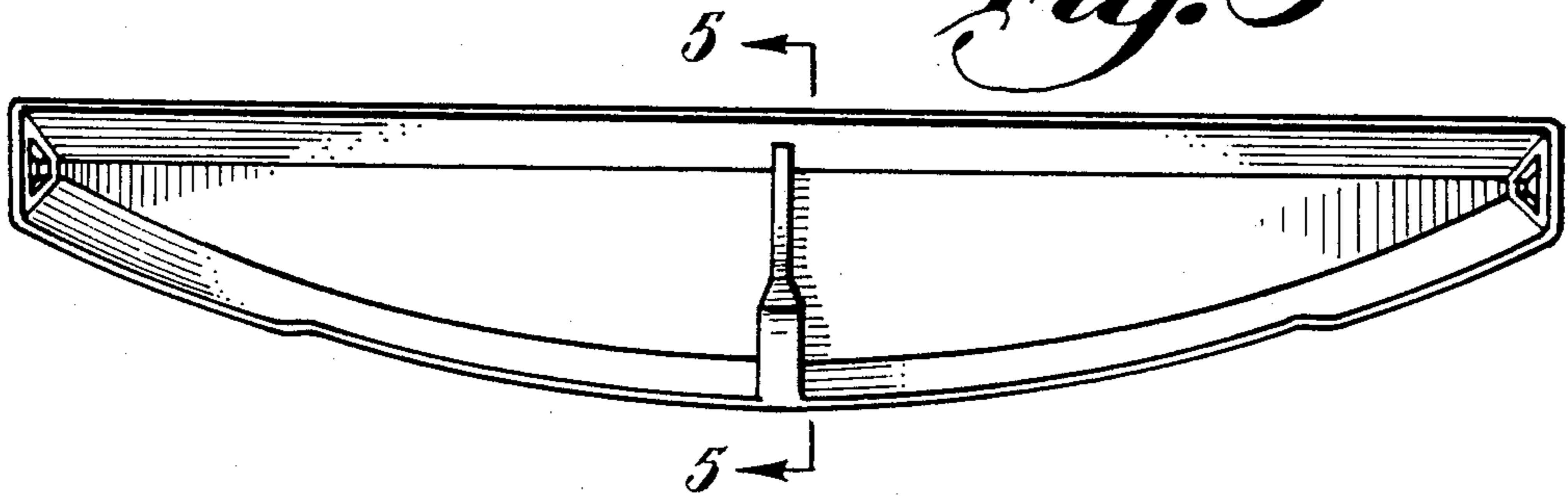


Fig. 3



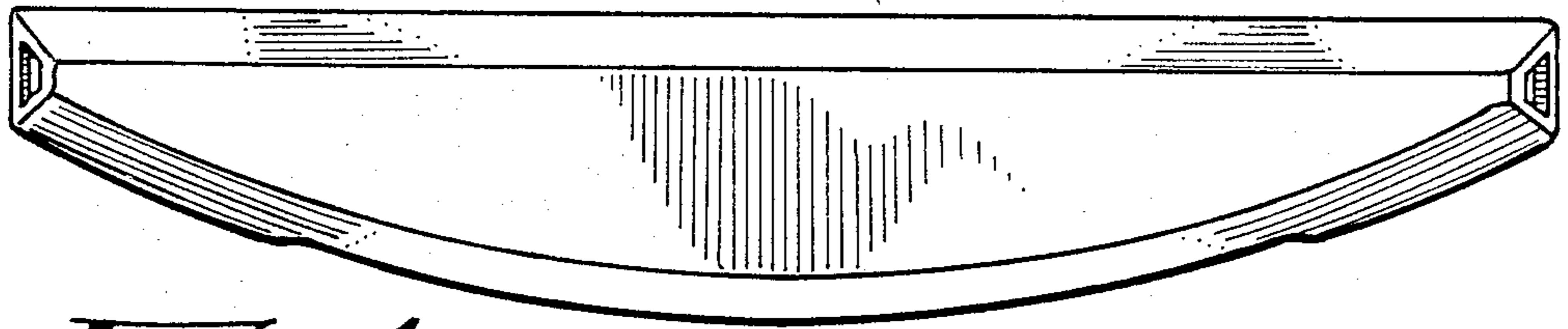


Fig. 4

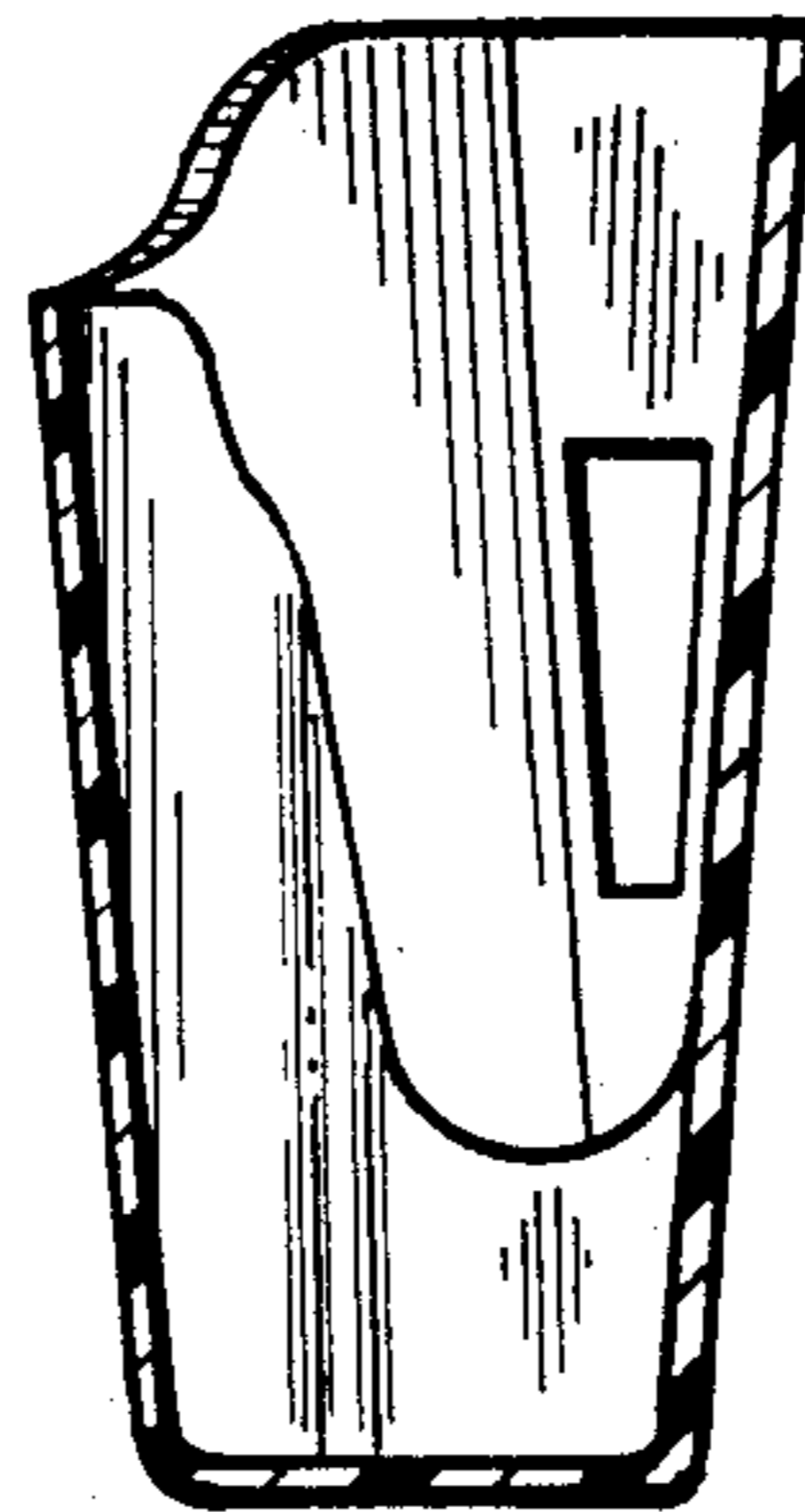


Fig. 5

Fig. 6

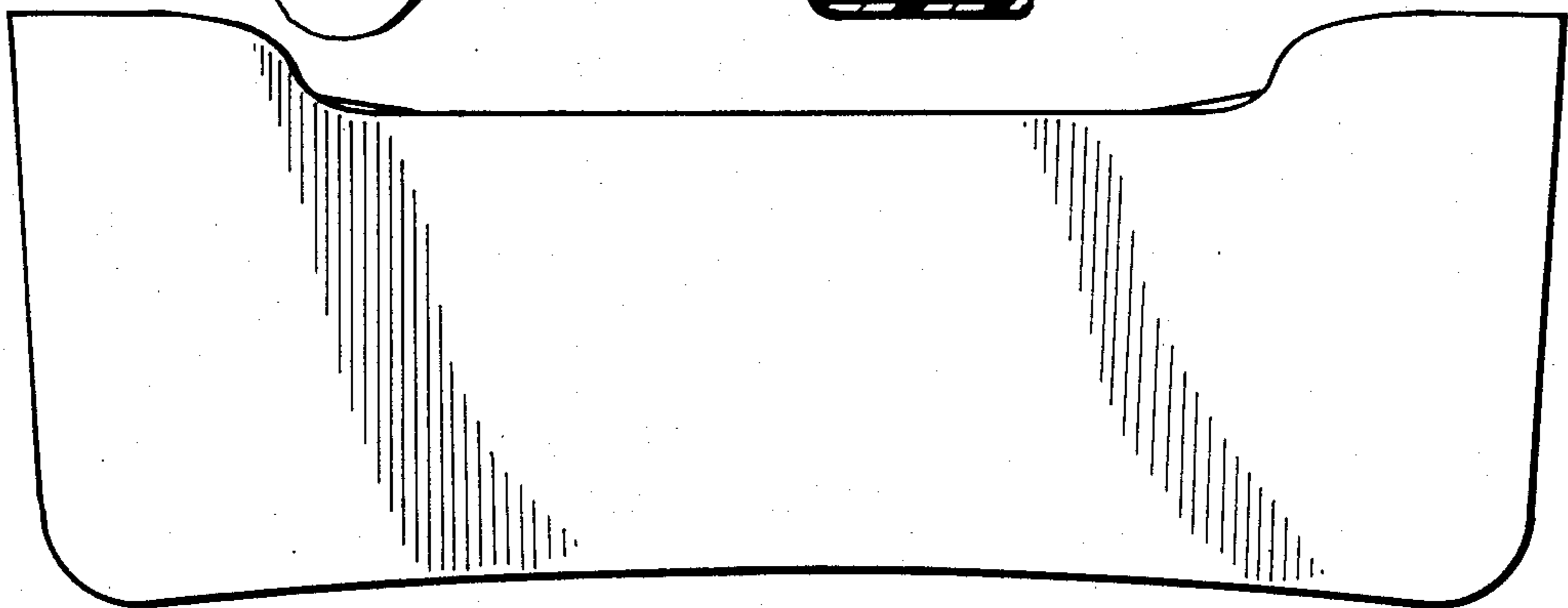


Fig. 7

