

[54] **ELEMENT OF A SHOE UPPER**
 [75] **Inventors: Patricia D. Quan, Hermosa Beach; Angelo Maccano, Simi Valley; Robert Y. Greenberg, Woodland Hills, all of Calif.**
 [73] **Assignee: L.A. Gear, Inc., Los Angeles, Calif.**
 [**] **Term: 14 Years**
 [21] **Appl. No.: 285,874**
 [22] **Filed: Dec. 16, 1988**

Related U.S. Application Data

[62] **Division of Ser. No. 122,003, Nov. 18, 1987, Pat. No. Des. 299,081.**
 [52] **U.S. Cl. D2/314**
 [58] **Field of Search D2/264, 265, 271, 272, D2/308-314; 36/45, 83, 84, 70, 87-89, 102-107, 112, 114, 132, 136**

References Cited

U.S. PATENT DOCUMENTS

D. 226,883	5/1973	Babicks et al.	D2/310
D. 227,821	7/1973	Askew	D2/309
D. 237,425	11/1975	Askew	D2/310
D. 245,732	9/1977	Askew	D2/310
D. 245,733	9/1977	Askew	D2/310
D. 265,016	6/1982	Haddox	D2/310
D. 270,778	10/1983	Casetta	D2/310
D. 279,232	6/1985	Gamm	D2/310
D. 284,043	6/1986	Lowe, Jr. et al.	D2/310

D. 284,518	7/1986	Lowe, Jr. et al.	D2/310
D. 287,301	12/1986	Tong	D2/314
D. 290,541	6/1987	O'Rourke	D2/310
D. 290,542	6/1987	O'Rourke	D2/310
D. 291,383	8/1987	Campbell et al.	D2/309
D. 292,945	12/1987	Selbiger et al.	D2/314
D. 293,846	1/1988	Bua	D2/314
D. 293,848	1/1988	Brown et al.	D2/314
D. 294,654	3/1988	Liggett et al.	D2/314
D. 295,230	4/1988	Tong	D2/314
D. 295,341	4/1988	Liggett et al.	D2/309 X
D. 295,578	5/1988	Tong	D2/314
D. 297,182	8/1988	Brown et al.	D2/314
D. 297,184	8/1988	Tong	D2/314
D. 298,282	11/1988	Brown et al.	D2/314
D. 299,182	1/1989	Brown	D2/314
4,736,531	4/1988	Richard	36/45 X

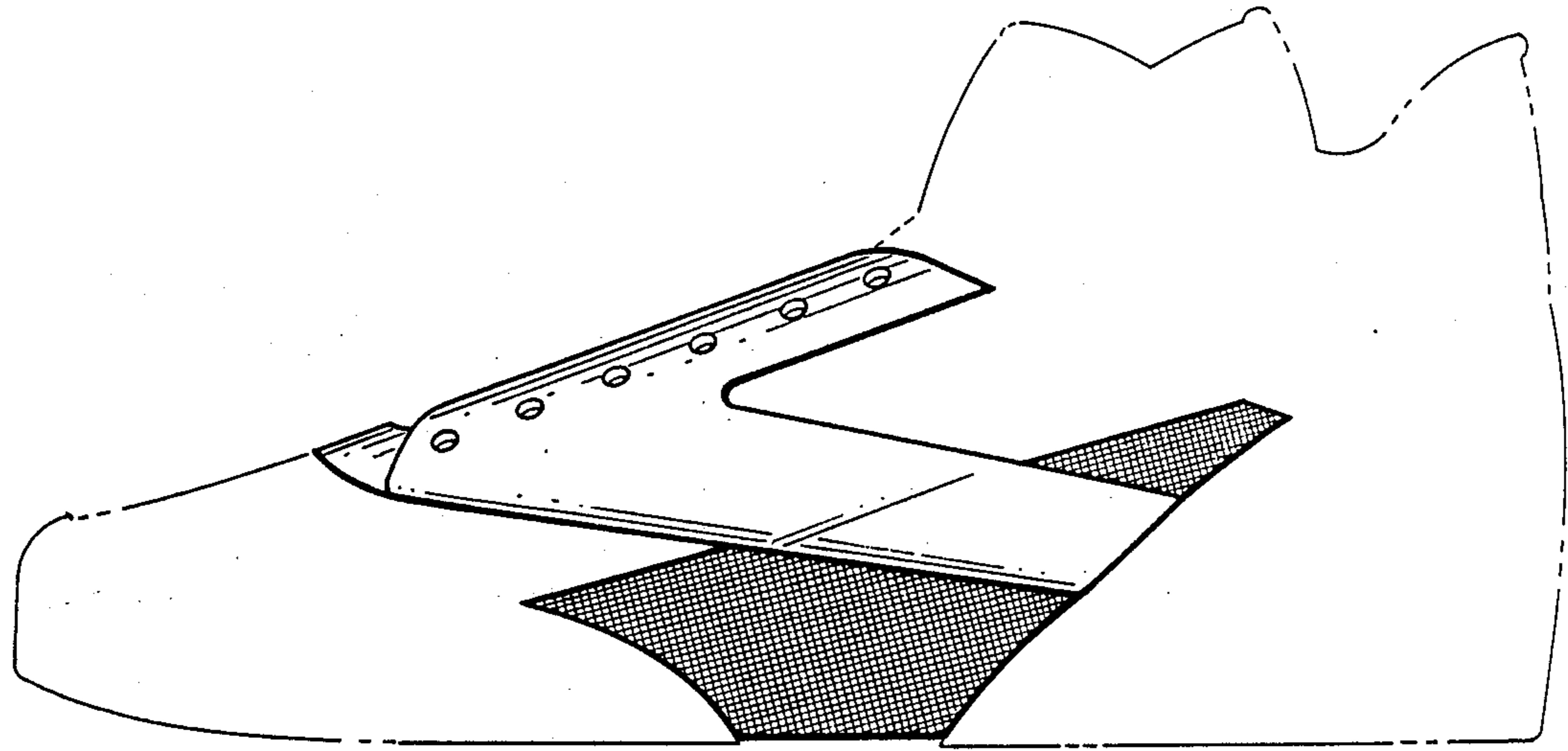
Primary Examiner—Louis S. Zarfaz
Attorney, Agent, or Firm—Marshall A. Lerner

[57] **CLAIM**

The ornamental design for an element of a shoe upper, as shown and described.

DESCRIPTION

FIG. 1 is a right side elevational view of an element of a shoe upper showing our new design. The broken line showing of a shoe is for environmental purposes only and forms no part of the claimed design;
 FIG. 2 is a top plan view thereof;
 FIG. 3 is a bottom plan view thereof;
 FIG. 4 is a left side elevational view thereof;
 FIG. 5 is a front elevational view thereof; and
 FIG. 6 is a rear elevational view.



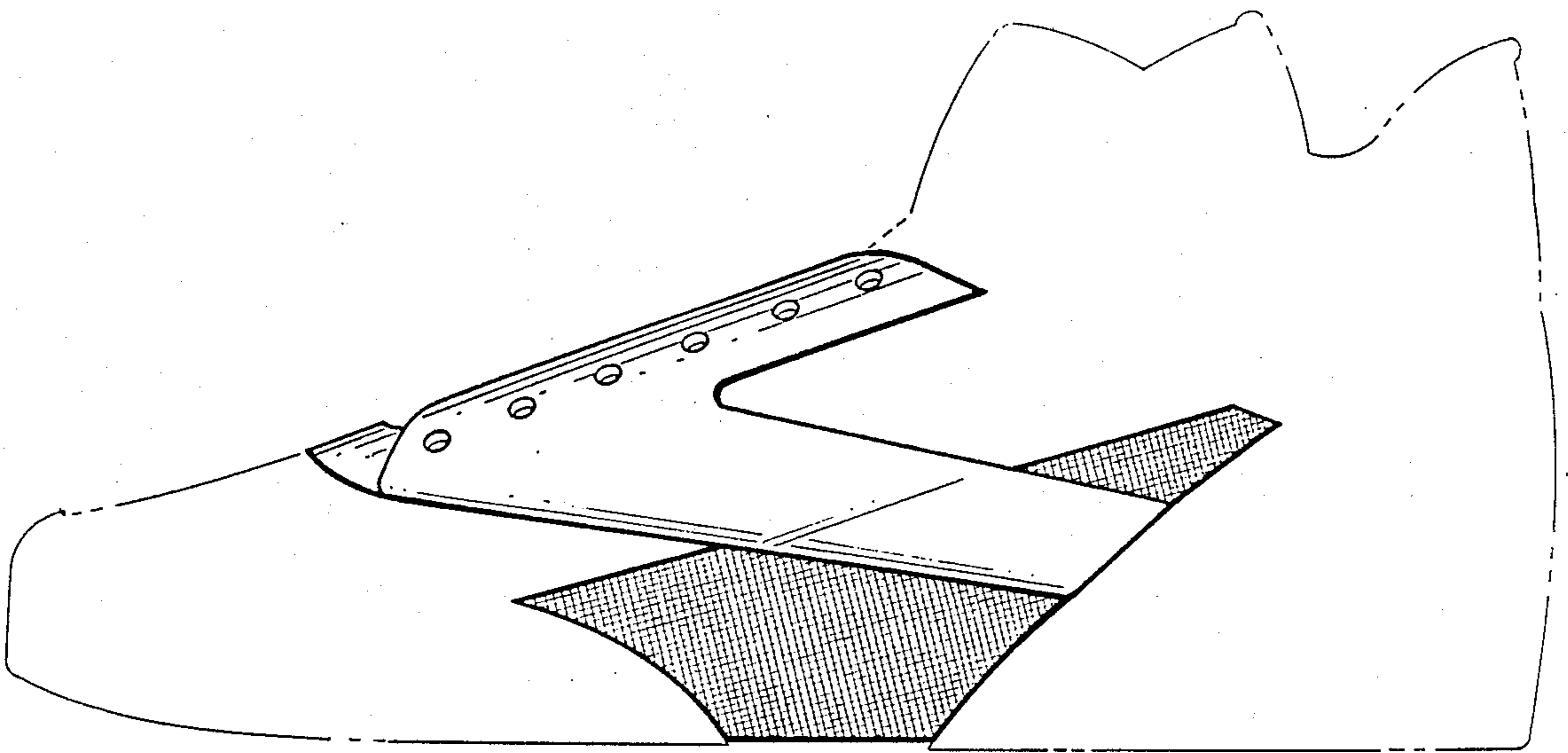


Fig. 1.

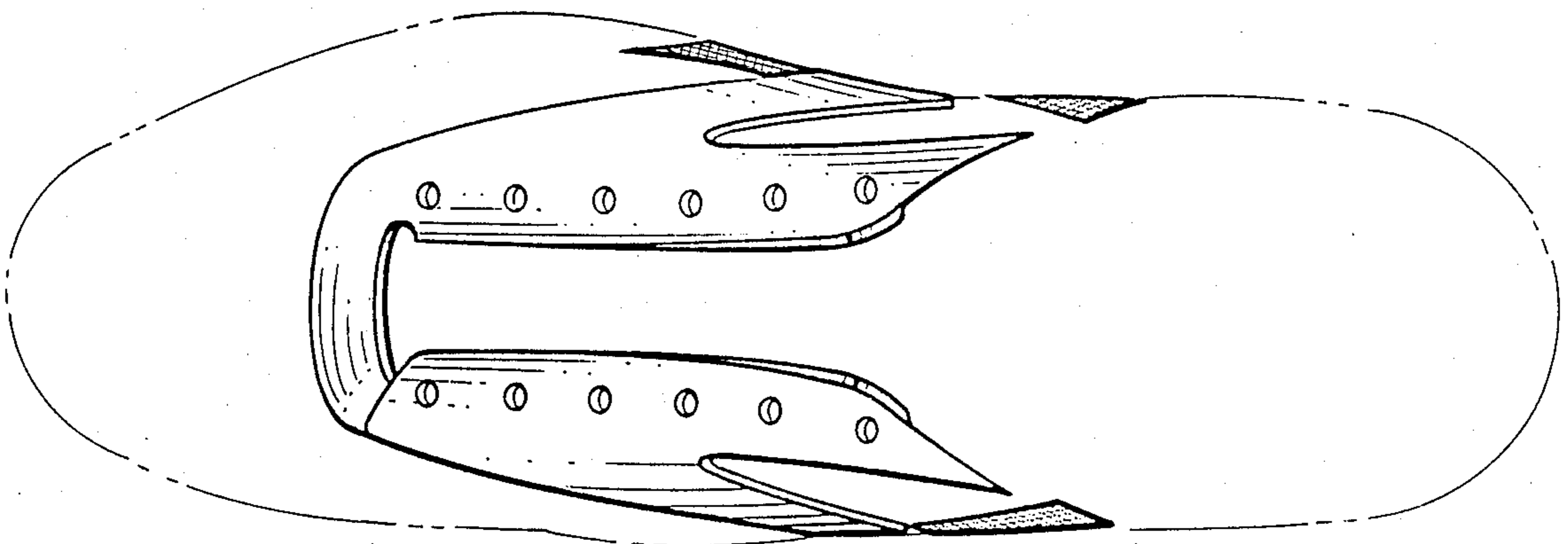


Fig. 2.

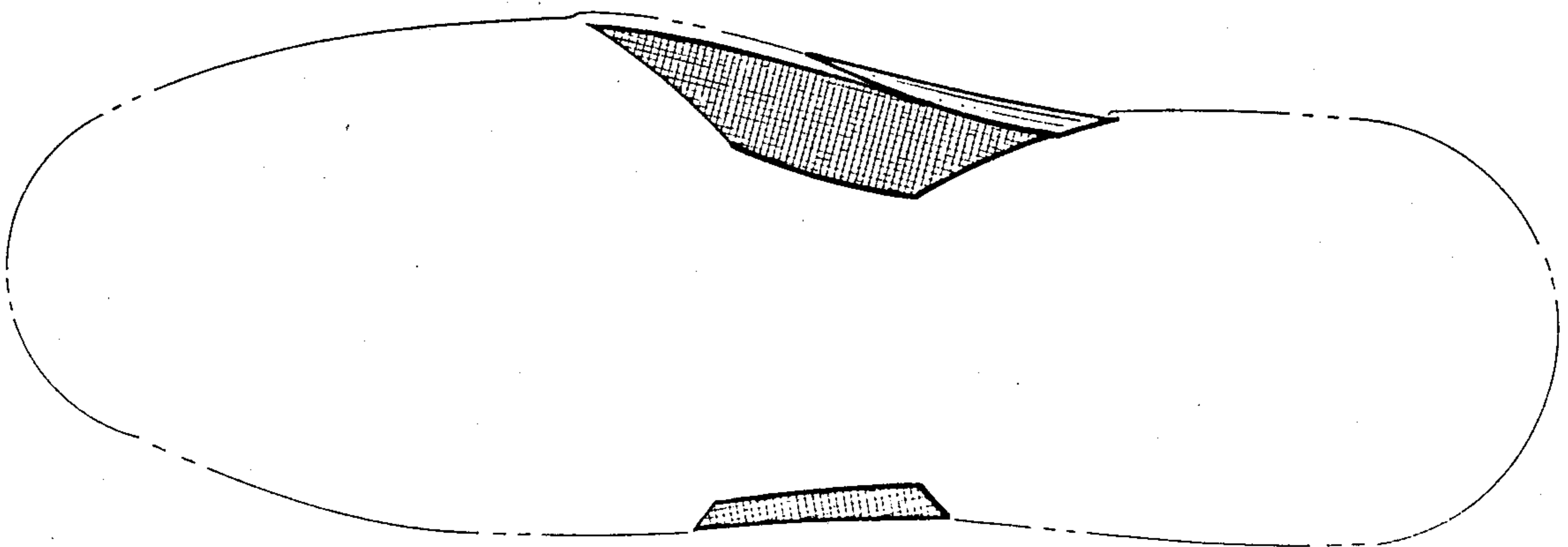


Fig. 3.

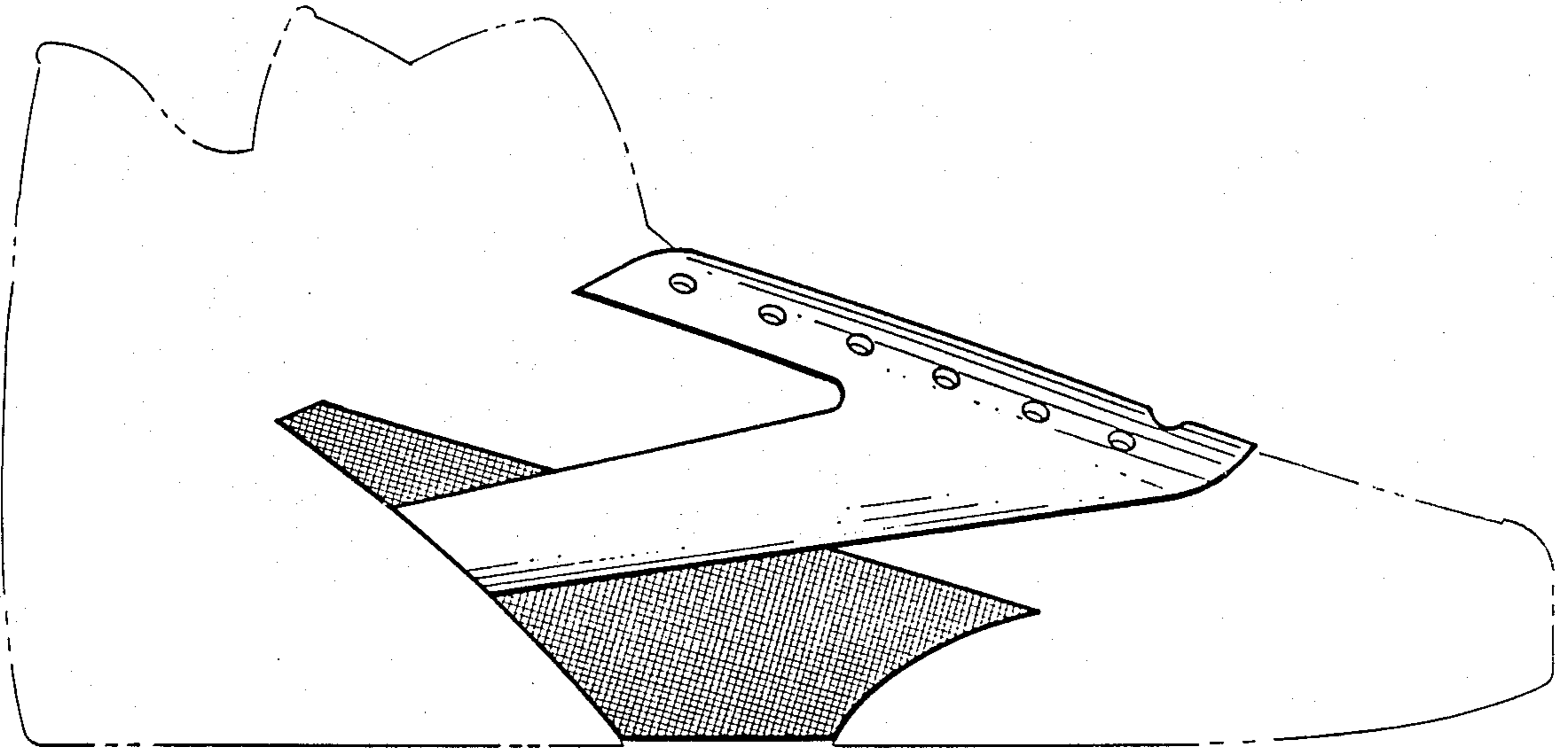


Fig. 4.

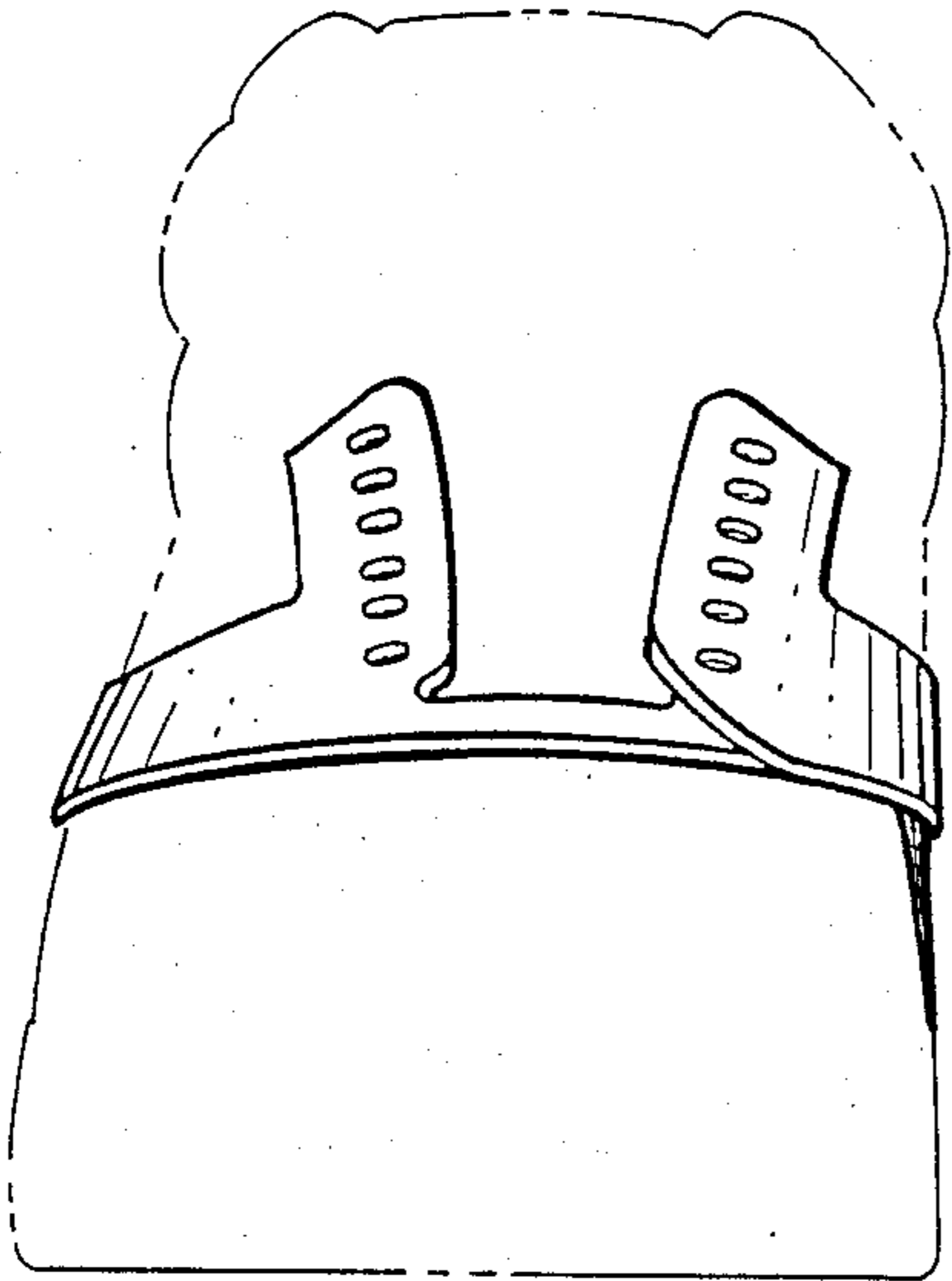


Fig. 5.

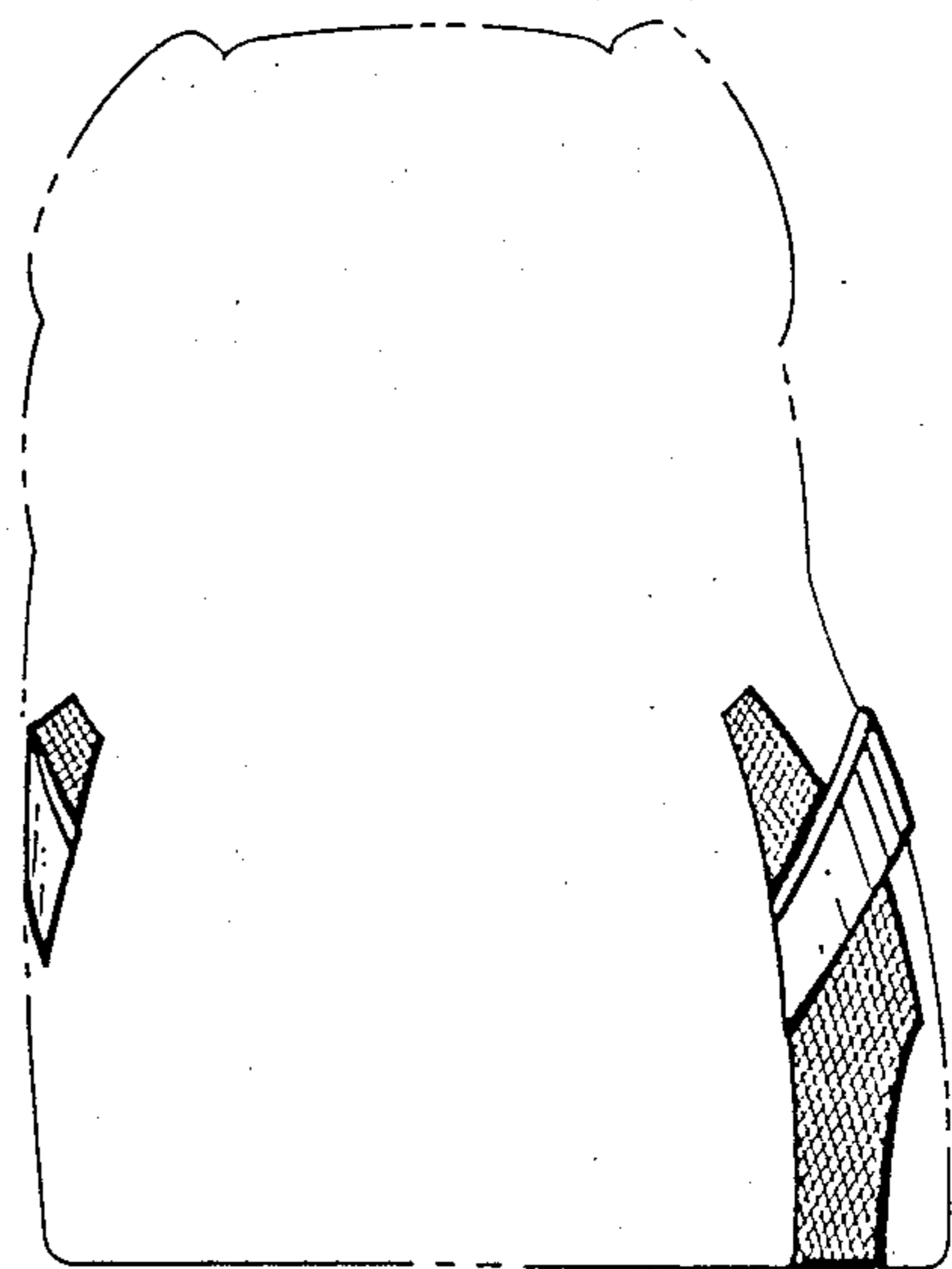


Fig. 6.