

[54] ROOF TILE OR SIMILAR ARTICLE

[75] Inventor: Seigo Aizaki, Koshigaya, Japan

[73] Assignee: Sekisui Kagaku Kogyo Kabushiki Kaisha, Osaka, Japan

[**] Term: 14 Years

[21] Appl. No.: 341,108

[22] Filed: Apr. 19, 1989

[52] U.S. Cl. D25/140

[58] Field of Search D25/138-143; 52/518-519, 521-523, 553-554, 557-559, 314, 535

[56] References Cited

U.S. PATENT DOCUMENTS

D. 218,540	8/1970	Powel et al.	D25/140
D. 250,848	1/1979	Naslund	D25/139
D. 256,277	8/1980	Warden	D25/140
D. 256,954	9/1980	Morita	D25/139
1,255,280	2/1918	Beck	52/519

Primary Examiner—A. Hugo Word

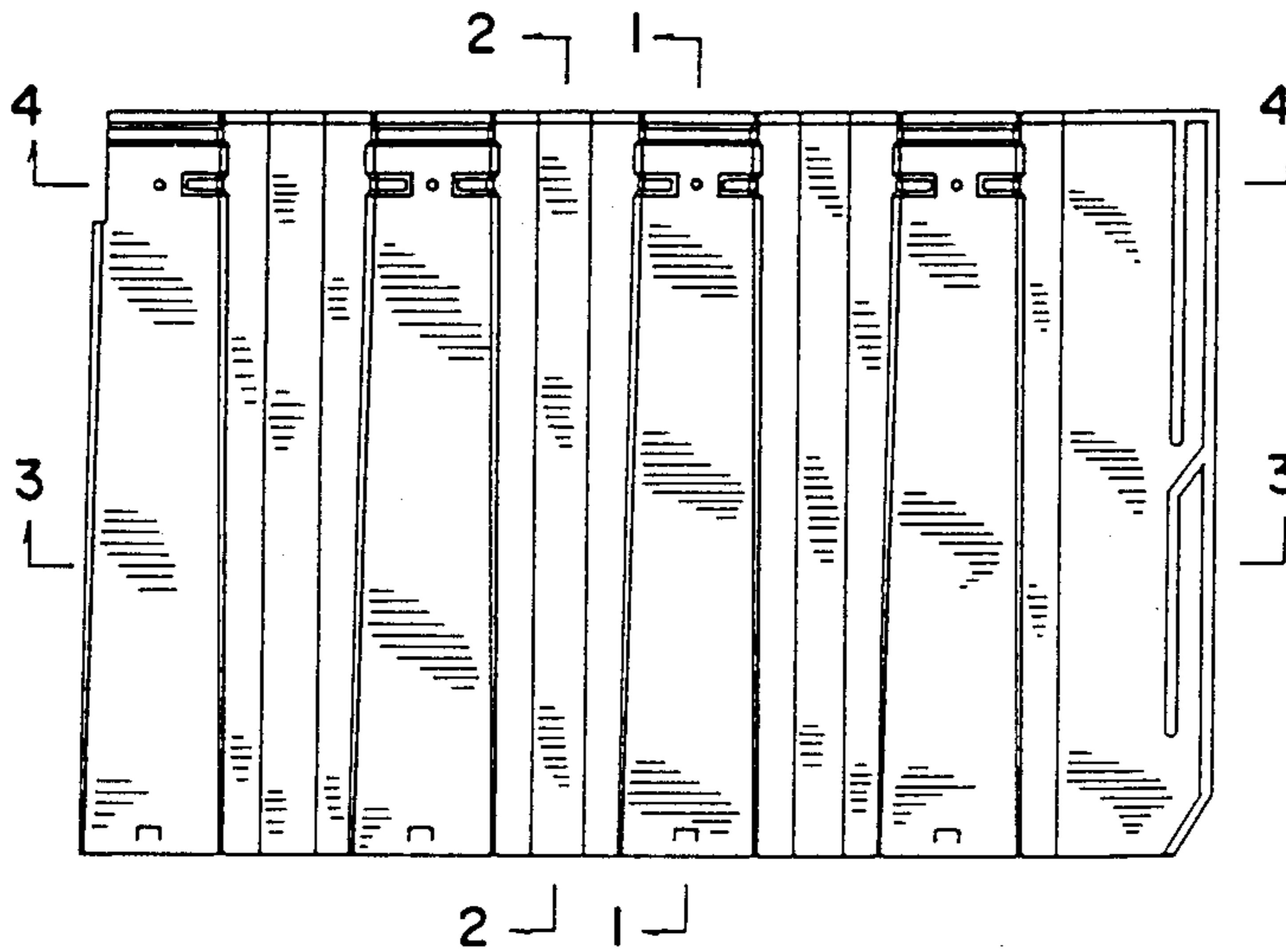
Assistant Examiner—Doris Clark
Attorney, Agent, or Firm—Armstrong, Nikaido, Marmelstein, Kubovcik & Murray

[57] CLAIM

The ornamental design for roof tile or similar article, as shown and described.

DESCRIPTION

FIG. 1 is a front elevational view of a roof tile or similar article showing my new design;
 FIG. 2 is a top plan view thereof;
 FIG. 3 is a rear elevational view thereof;
 FIG. 4 is a right side elevational view thereof;
 FIG. 5 is a left side elevational view thereof;
 FIG. 6 is a bottom plan view thereof;
 FIG. 7 is a cross-sectional view taken substantially along line 7—7 of FIG. 2;
 FIG. 8 is a cross-sectional view taken substantially along line 8—8 of FIG. 2;
 FIG. 9 is a cross-sectional view taken substantially along line 9—9 of FIG. 2; and
 FIG. 10 is a cross-sectional view taken along line 10—10 of FIG. 2.



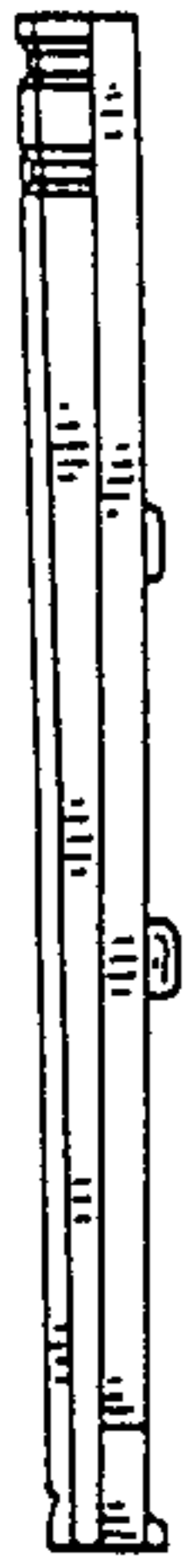


FIG. 4

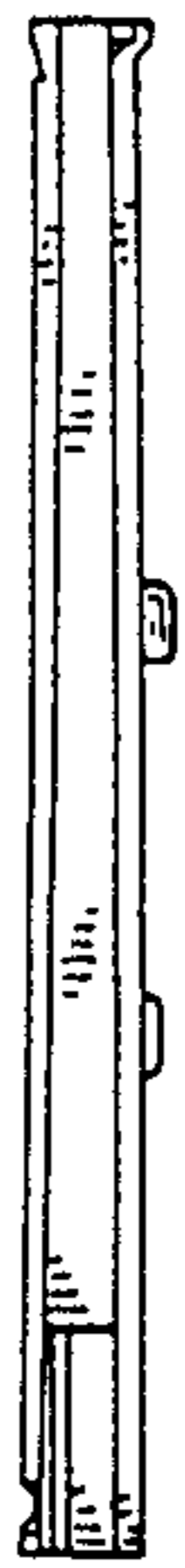


FIG. 5

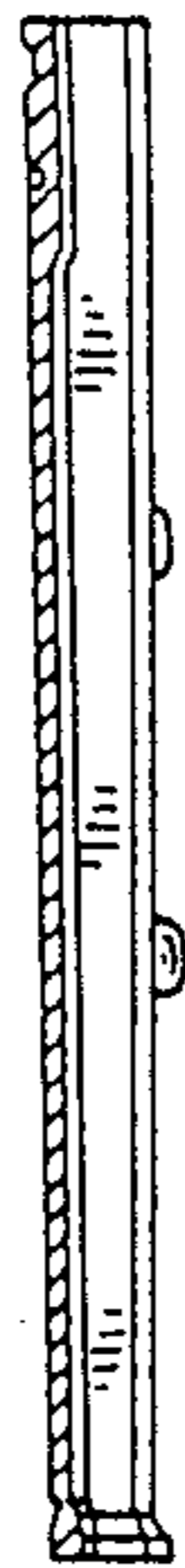


FIG. 7



FIG. 8

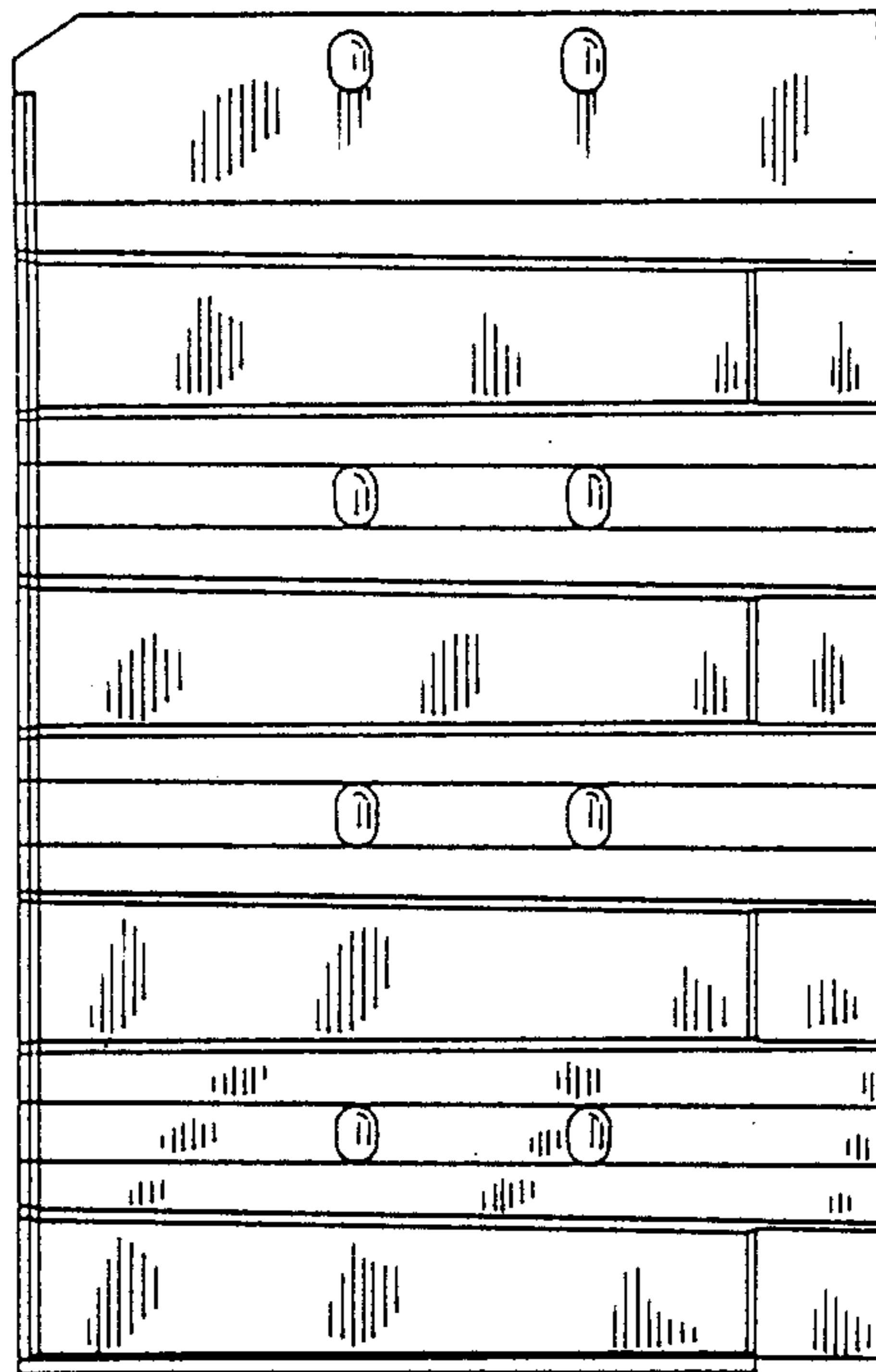


FIG. 6

FIG. 1



FIG. 2

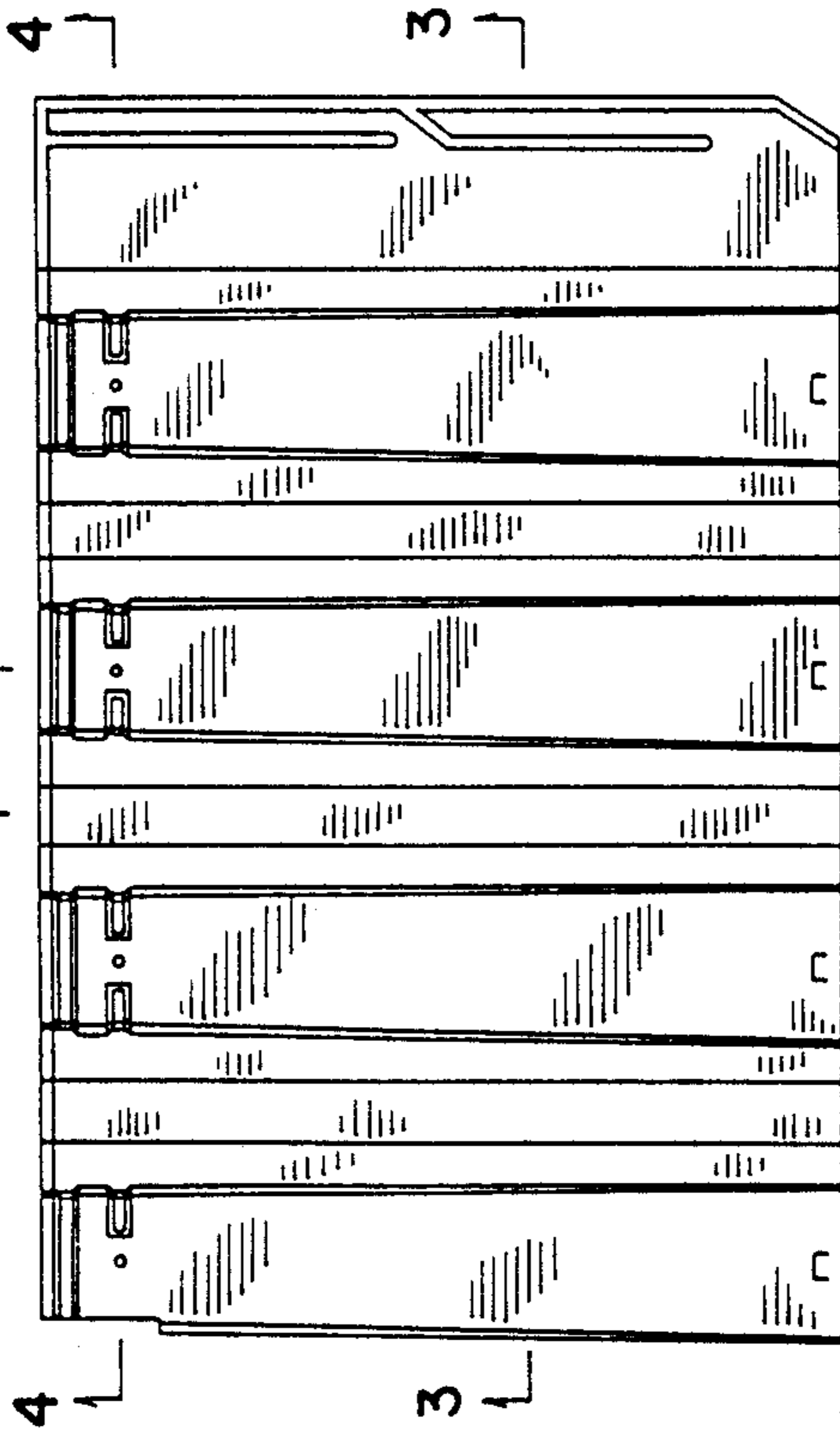


FIG. 3



FIG. 9



FIG. 10

