

[54] **MATCHBOOK CALORIE COUNTER**

[76] **Inventor: Elliot Himberg, 192 Colonial Rd., Plainfield, Conn. 06374**

[\*\*] **Term: 14 Years**

[21] **Appl. No.: 208,634**

[22] **Filed: Jun. 22, 1988**

[52] **U.S. Cl. .... D18/10**

[58] **Field of Search .... D18/6, 10; D9/307; D10/97; 235/65, 66, 77, 78 R, 78 A, 78 F, 78 M, 78 N, 83, 88 R, 113, 115, 116, 122; 434/198, 206; 206/92, 93, 95, 96, 105, 112, 113**

[56] **References Cited**

**U.S. PATENT DOCUMENTS**

D. 248,369	7/1978	Robertson et al. ....	D9/307
D. 306,456	3/1990	Chan .....	D18/6
2,008,153	7/1935	Payne et al. ....	235/78 G X
2,073,352	3/1937	Scharlau .....	235/88 R X
3,190,257	6/1965	Blythe, Jr. ....	D18/10 X
3,718,519	2/1973	Montgomery .....	235/77 X
4,149,068	4/1979	Simon .....	235/78 R

**FOREIGN PATENT DOCUMENTS**

2032662 5/1980 United Kingdom ..... 235/78 R

*Primary Examiner*—Nelson C. Holtje  
*Assistant Examiner*—Caron D. Veynar  
*Attorney, Agent, or Firm*—Chilton, Alix & Van Kirk

[57] **CLAIM**

The ornamental design for a matchbook calorie counter, as shown and described.

**DESCRIPTION**

FIG. 1 is a top plan view of a matchbook calorie counter showing my new design, the broken line showing is environmental only and forms no part of the claimed design;  
FIG. 2 is a bottom plan view thereof;  
FIG. 3 is a right side elevational view thereof;  
FIG. 4 is a left side elevational view thereof;  
FIG. 5 is a front elevational view thereof, the rear elevational view being a mirror image thereof;  
FIG. 6 is a top plan view thereof with the cover in the open position, the broken line showing of numbers is environmental only and forms no part of the claimed design.

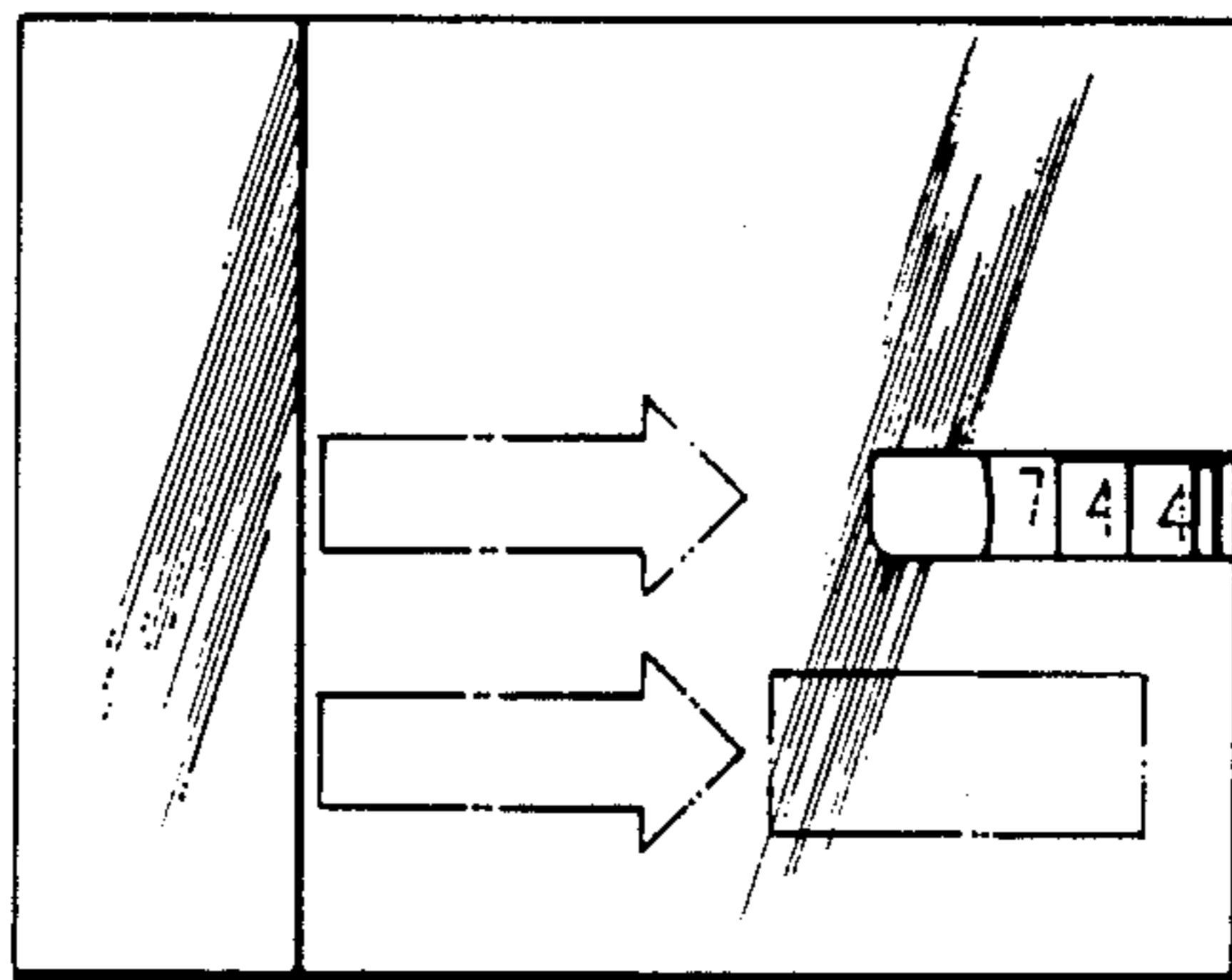




FIG. 4

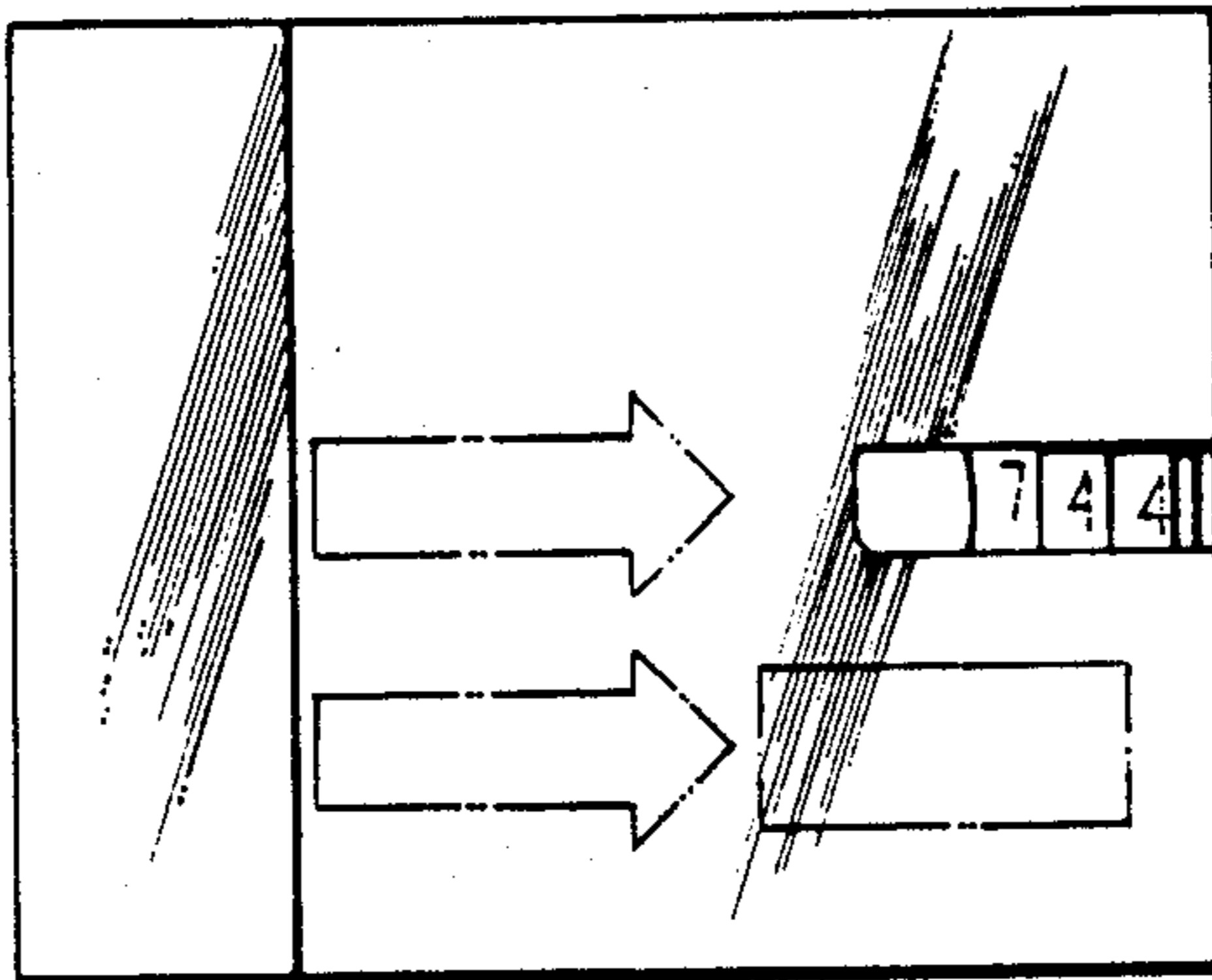


FIG. 1



FIG. 3



FIG. 5




FIG. 2

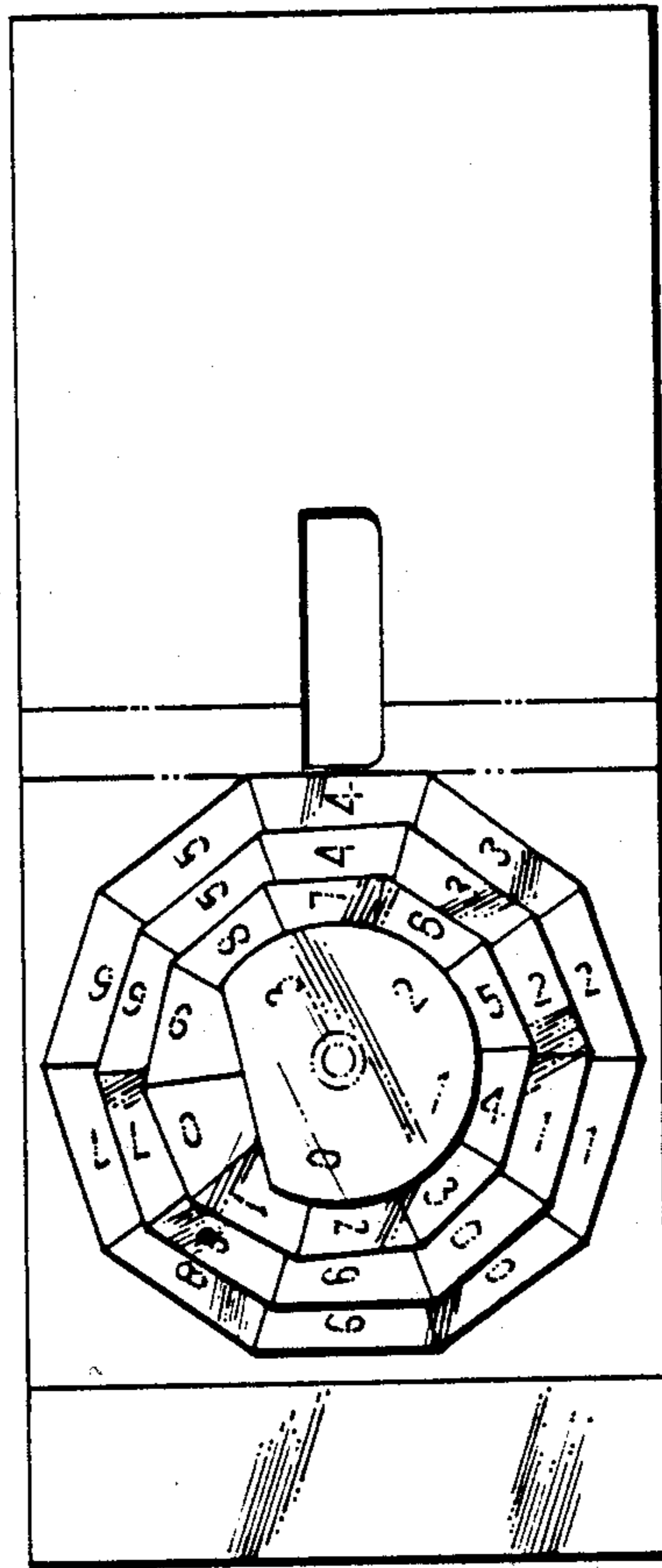


FIG. 6