

[54] **AUTO CALCULATOR**

[76] **Inventor: Sashidhar Chimalamarri, 34  
Matchlock Ave., St. Peters, Mo.  
63376**

[\*\*] **Term: 14 Years**

[21] **Appl. No.: 222,245**

[22] **Filed: Jul. 21, 1988**

[52] **U.S. Cl. .... D18/7**

[58] **Field of Search ..... D18/6, 7; D14/100, 106,  
D14/107; 340/711; 364/706-710; 235/5 A, 145  
A**

[56] **References Cited**

**U.S. PATENT DOCUMENTS**

D. 238,788 2/1976 Goldsamt ..... D18/7  
D. 274,179 6/1984 Siwula ..... D18/7  
D. 302,336 7/1989 Erickson ..... D27/145

D. 303,540 9/1989 Lewis ..... D18/7  
2,892,266 6/1959 Tomkins ..... D18/7 X  
3,932,859 1/1976 Kyriakides et al. .... 340/711  
4,257,306 3/1981 Laflamme ..... 340/711 X  
4,875,164 10/1989 Monfort ..... D18/7 X

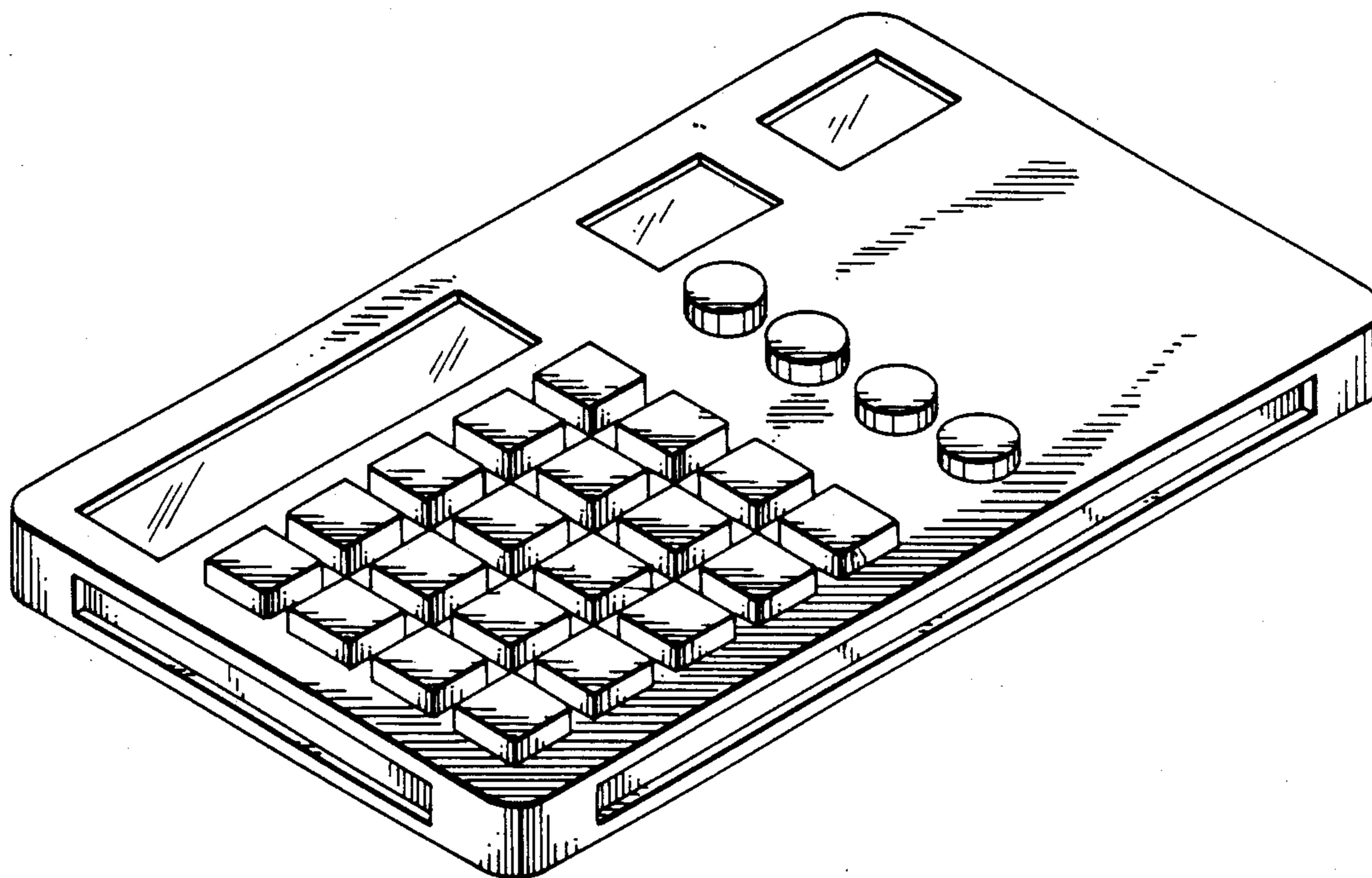
*Primary Examiner*—Nelson C. Holtje  
*Assistant Examiner*—Caron D. Veynar  
*Attorney, Agent, or Firm*—Terry M. Gernstein

[57] **CLAIM**

The ornamental design for an auto calculator, as shown.

**DESCRIPTION**

FIG. 1 is a left, front and top perspective view of an auto calculator showing my new design, the bottom being flat and unornamented;  
FIG. 2 is a front elevational view thereof;  
FIG. 3 is a rear elevational view thereof;  
FIG. 4 is a left side elevational view thereof;  
FIG. 5 is a right side elevational view thereof.



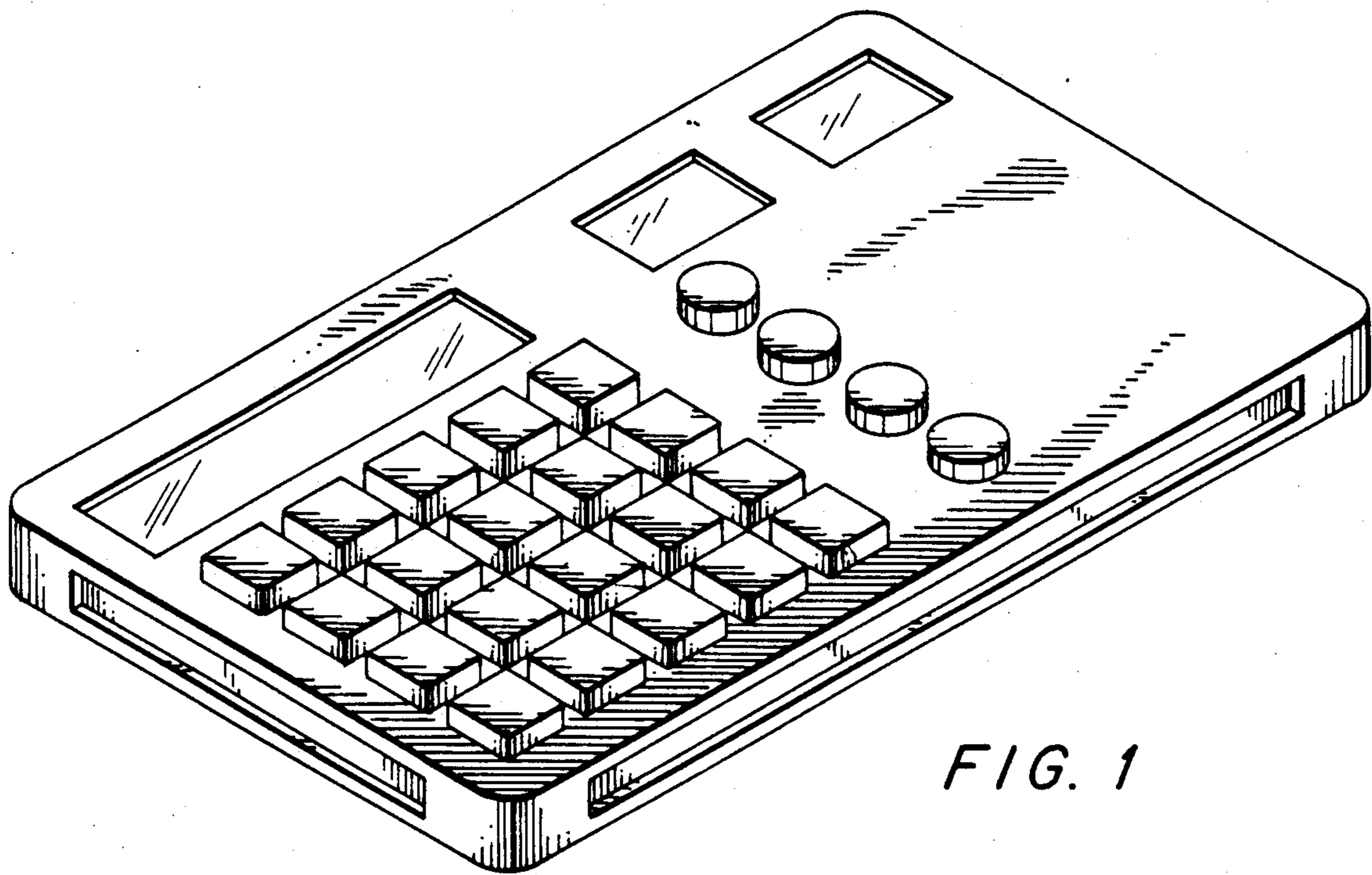


FIG. 1

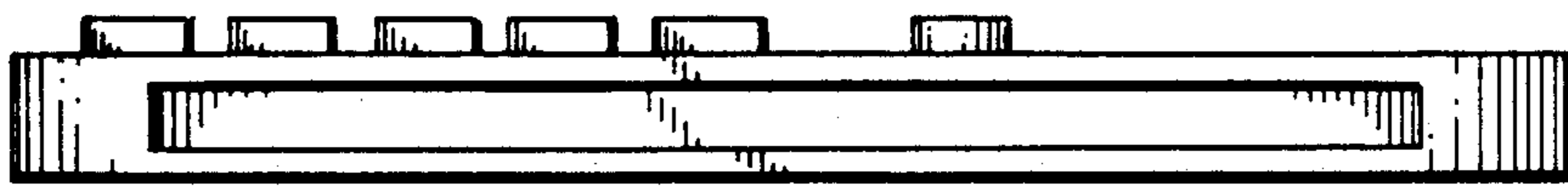


FIG. 2




FIG. 3

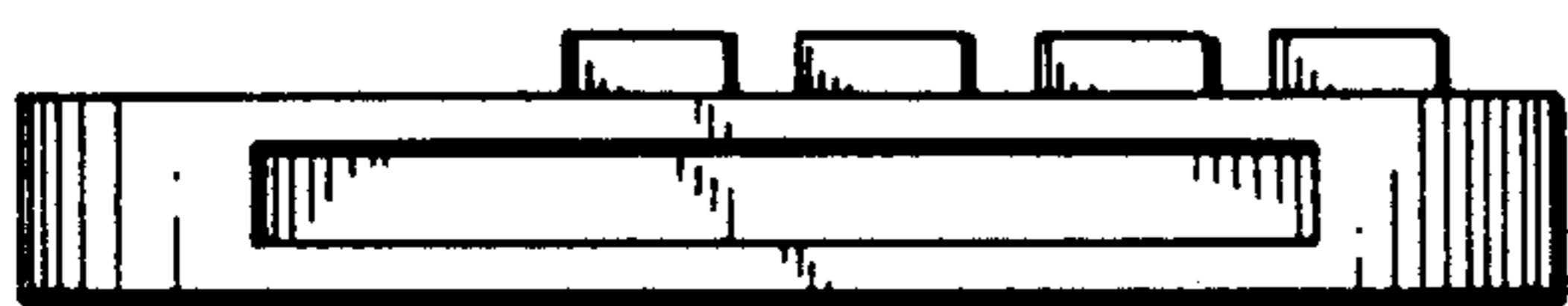


FIG. 4

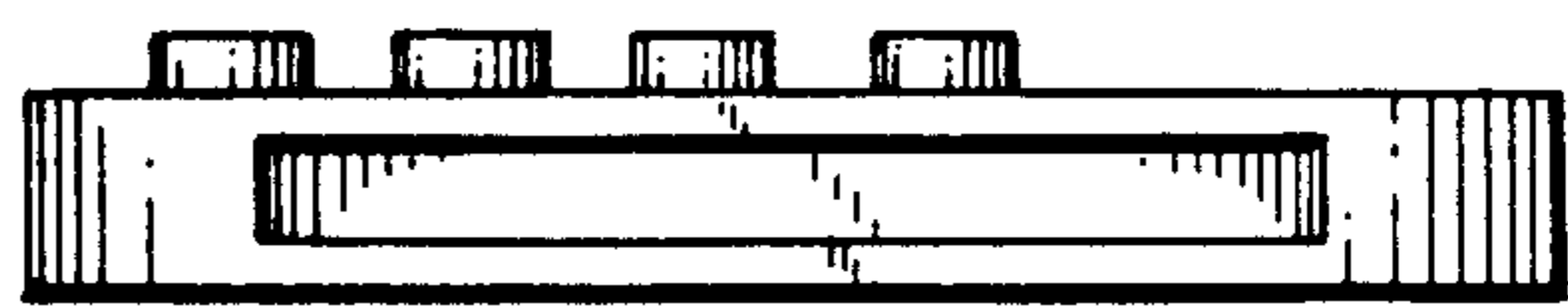


FIG. 5