

United States Patent [19]

Saraceni

[11] Patent Number: **Des. 313,238**

[45] Date of Patent: **** Dec. 25, 1990**

[54] **WALK-ON PIANO**

[75] Inventor: **Remo Saraceni, Philadelphia, Pa.**

[73] Assignee: **Techno Future, Inc., Philadelphia, Pa.**

[**] Term: **14 Years**

[21] Appl. No.: **189,743**

[22] Filed: **May 3, 1988**

[52] U.S. Cl. **D17/7**

[58] Field of Search **D17/1, 2, 5, 6, 7, 9, D17/99; D21/64; D5/31; D6/582, 588; 84/174-177, 423, 644, 471, 719, 744, 406, DIG. 7; 446/408**

[56] **References Cited**

U.S. PATENT DOCUMENTS

D. 259,229 5/1981 Lady D6/588
D. 260,097 8/1981 Antonelli D17/7
847,307 11/1906 Bailey 84/406

3,101,023 8/1963 Weis 84/482
4,777,856 10/1988 Liu et al. 84/DIG. 7

FOREIGN PATENT DOCUMENTS

0032110 1/1885 Fed. Rep. of Germany 84/471


Primary Examiner—Bernard Ansher
Assistant Examiner—Adir Aronovich
Attorney, Agent, or Firm—Eckert Seamans Cherin & Mellott

[57] **CLAIM**

The ornamental design for a walk-on piano, as shown and described.

DESCRIPTION

FIG. 1 is a perspective view of a walk-on piano showing my new design;
FIG. 2 is a top plan view thereof;
FIG. 3 is a front elevational view thereof;
FIG. 4 is a rear elevational view thereof; and
FIG. 5 is a side elevational view thereof, the other side elevation being a mirror image thereof.



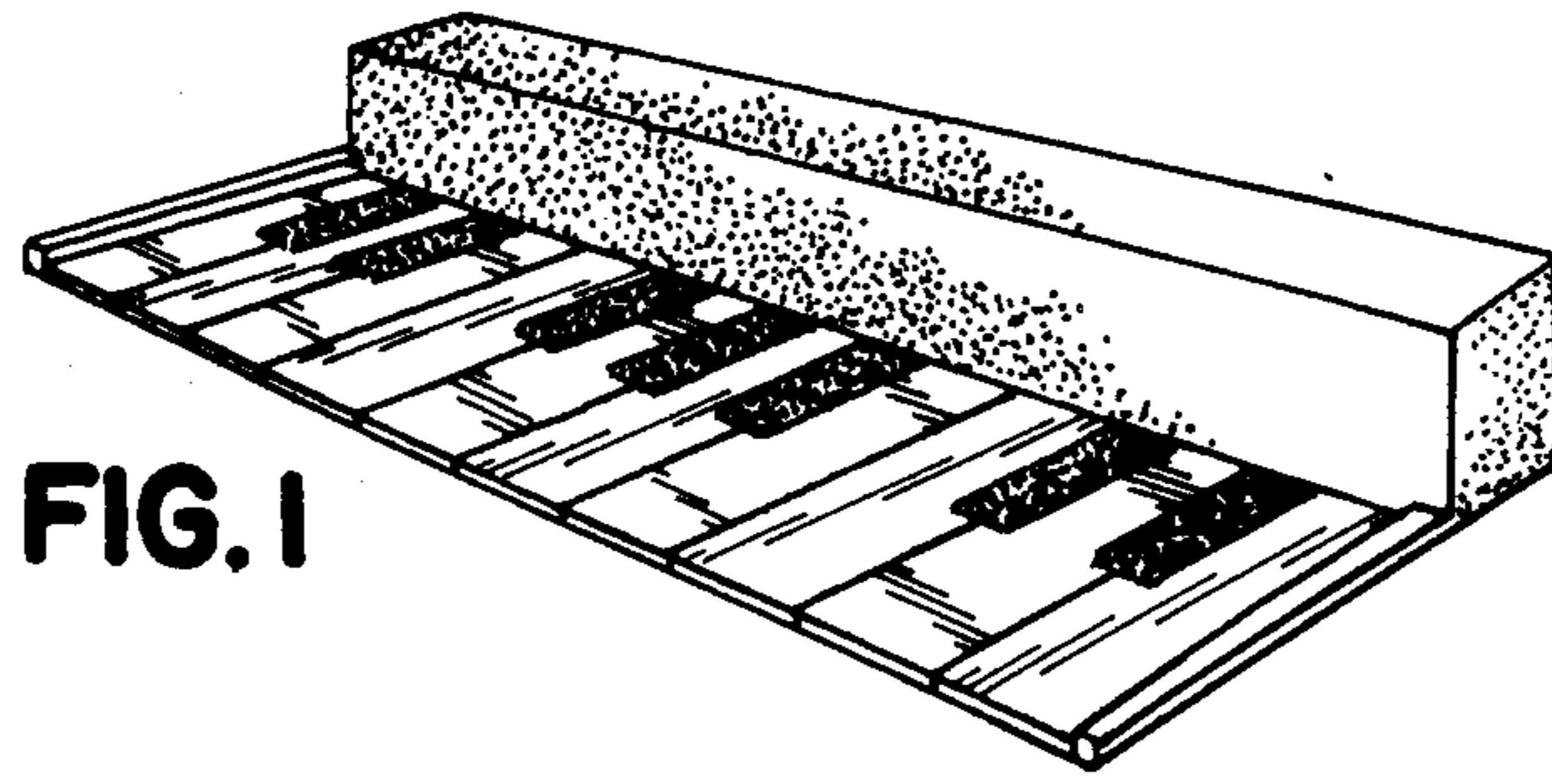


FIG. 1



FIG. 4

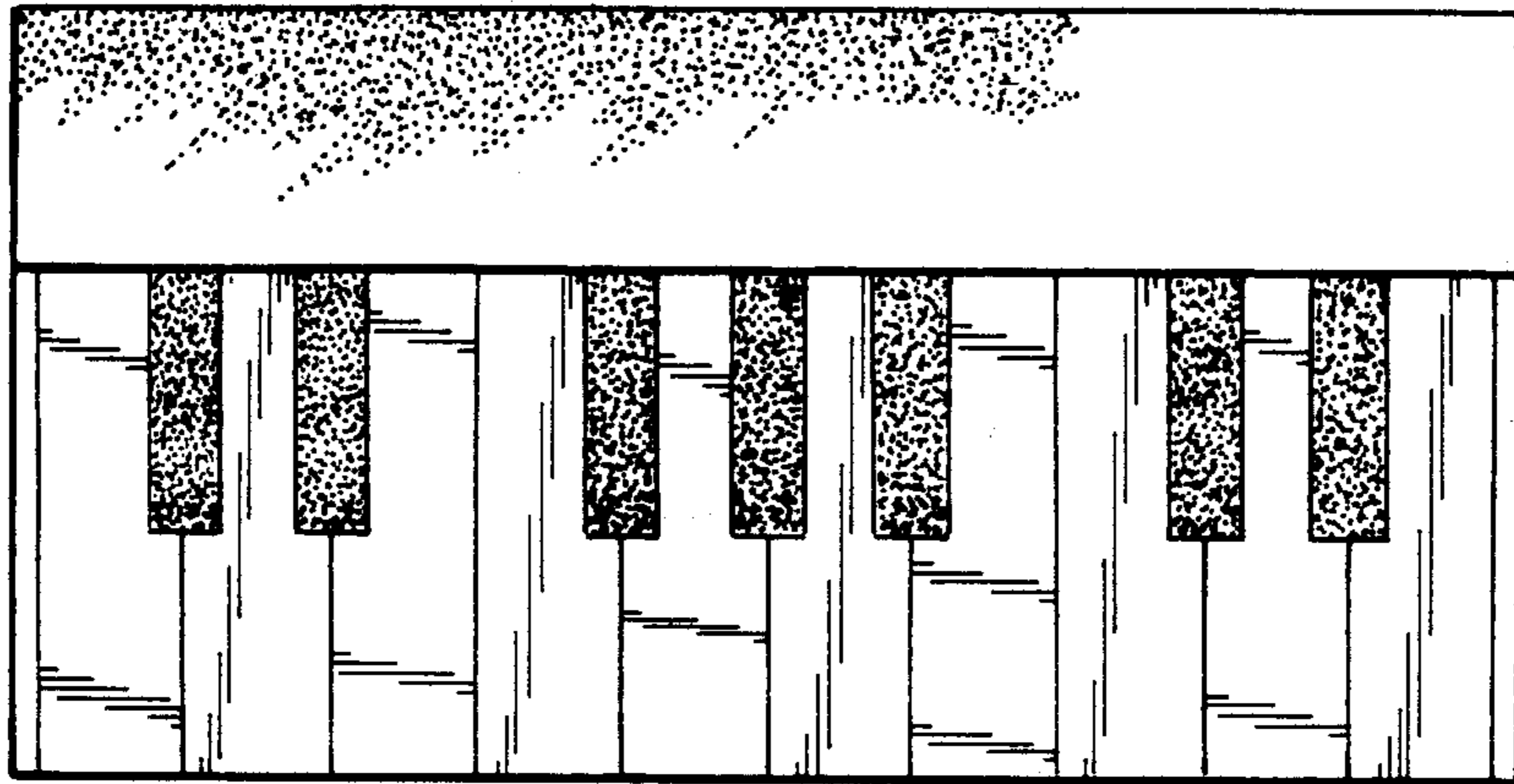


FIG. 2




FIG. 3



FIG. 5