

[54] COMPUTER CABINET

[75] Inventors: Guy Rabbat, Boca Raton; Denis E. Gagnon, Sunrise, both of Fla.; Wesley E. Lerdon, Columbus, Ohio

[73] Assignee: Modular Computer Systems, Inc., Fort Lauderdale, Fla.

[\*\*] Term: 14 Years

[21] Appl. No.: 364,211

[22] Filed: Jun. 12, 1989

[52] U.S. Cl. .... D14/102; D6/445

[58] Field of Search ..... D14/100, 102, 107-109; D13/40, 41; D6/422-428, 432, 445; 200/5 A, 5 R, 6 A, 6 R; 312/201, 208, 138.1, 299, 253, 350, 287; 360/97-99; 361/390-395, 415, 426

[56] References Cited

U.S. PATENT DOCUMENTS

D. 278,819 5/1985 Hommowun et al. .... D14/102

D. 284,187 6/1986 Brown et al. .... D14/102 X  
D. 290,960 7/1987 Brann ..... D14/102  
D. 293,791 1/1988 Heldenbrand et al. .... D14/102  
4,679,867 7/1987 Heldenbrand et al. .... 312/138.1 X

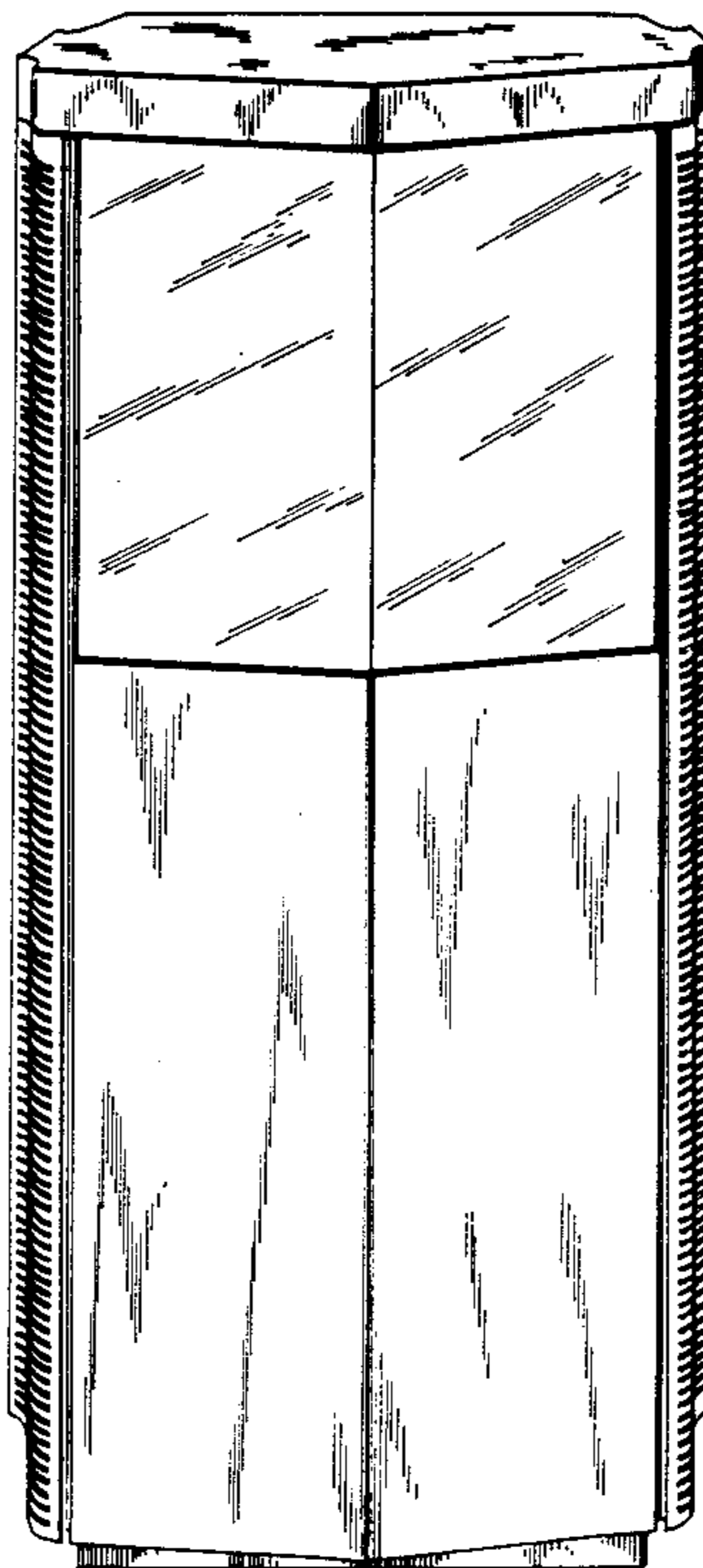
Primary Examiner—Wallace R. Burke  
Assistant Examiner—Freda S. Nunn  
Attorney, Agent, or Firm—Spencer & Frank

[57] CLAIM

The ornamental design for a computer cabinet, as shown and described.

DESCRIPTION

FIG. 1 is a top, front perspective view of a computer cabinet showing our new design;  
FIG. 2 is a side perspective view thereof, the opposite side being a mirror image;  
FIG. 3 is a rear perspective view thereof;  
FIG. 4 is a top plan view thereof;  
FIG. 5 is a front elevational view thereof; and  
FIG. 6 is a side elevational view thereof.



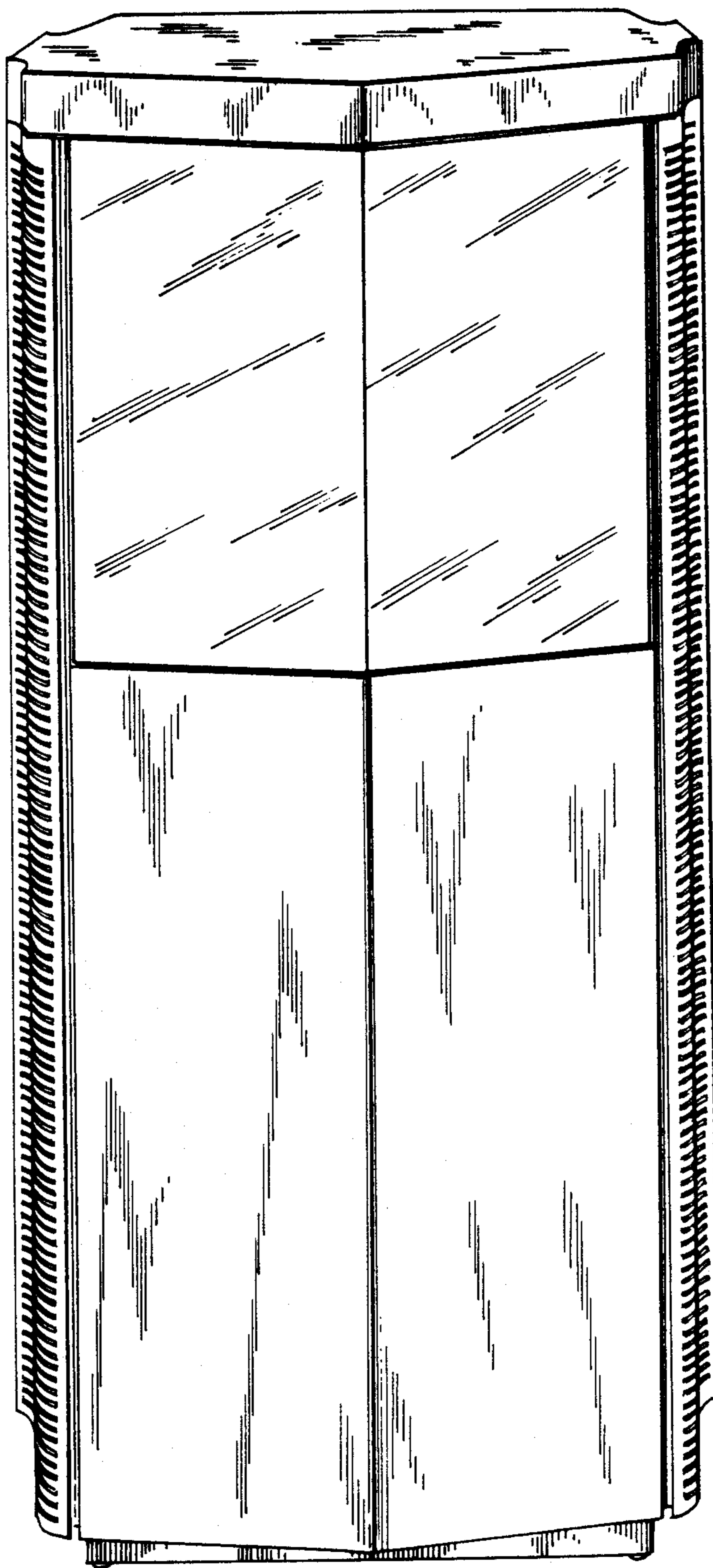


FIG 1

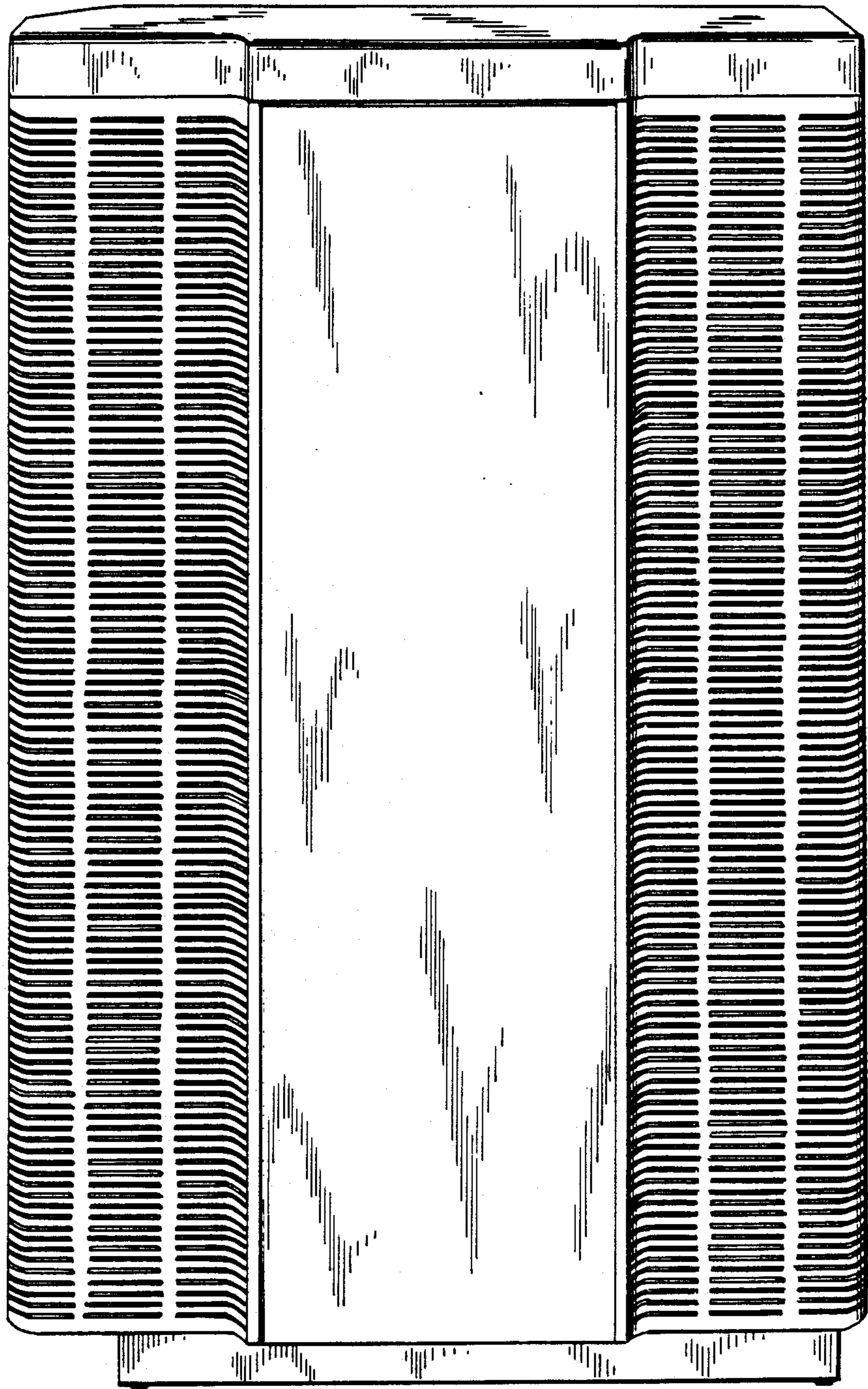


FIG. 2




FIG. 3




FIG.4




FIG. 5

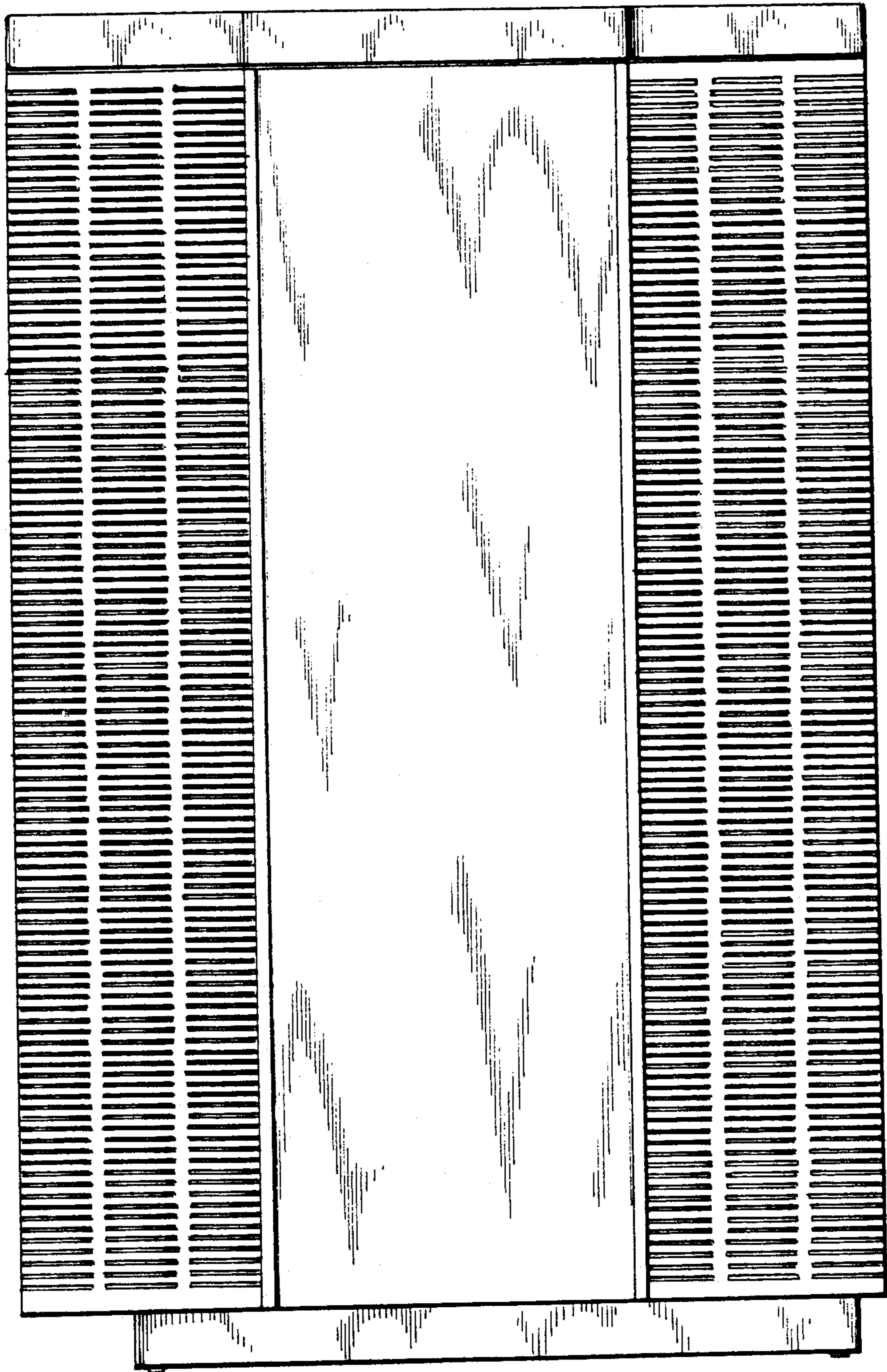


FIG. 6