

[54] BOAT

[75] Inventors: William Winn, Jr., Cadillac, Mich.; Eric White, Rockland, Me.; Michael W. Lathers, Metamora, Mich.

[73] Assignee: Outboard Marine Corporation, Waukegan, Ill.

[**] Term: 14 Years

[21] Appl. No.: 179,903

[22] Filed: Apr. 8, 1988

[52] U.S. Cl. D12/315; D12/314

[58] Field of Search D12/300, 315, 314, 313, D12/312, 311, 310; 114/56, 283, 355, 343, 361, 363

[56] References Cited

U.S. PATENT DOCUMENTS

- D. 186,480 10/1959 Cole et al. D12/314
D. 188,148 6/1960 Tritt D12/314
D. 196,211 9/1963 Rowland D12/314
D. 202,591 10/1965 Lowe D12/314
D. 204,523 4/1966 Cole D12/314
D. 205,019 6/1966 Heintze D12/314
D. 205,604 8/1966 Stamas D12/314
D. 210,431 3/1968 Raschke D12/314
D. 214,101 5/1969 Simpkins D12/314
D. 219,118 11/1970 Baker D12/314
D. 221,808 9/1971 Simpkins D12/314
D. 234,349 2/1975 Cole D12/315
D. 234,685 4/1975 Cole D12/315
D. 235,530 6/1975 Livingston D12/315
D. 236,332 8/1975 Livingston D12/315
D. 236,333 8/1975 Livingston D12/315
D. 244,769 6/1977 Nescher D12/315
D. 245,409 8/1977 Bostic et al. D12/315
D. 245,902 9/1977 Rogers D12/315
D. 246,234 11/1977 Whitley et al. D12/315
D. 251,834 5/1979 Wood D12/315
D. 257,558 11/1980 Arima D12/315
D. 261,128 10/1981 Fowler D12/300

- D. 263,133 2/1982 Watson D12/315
D. 263,134 2/1982 Watson D12/314
D. 267,866 2/1983 Parsons D12/311
D. 276,147 10/1984 Arima D12/314
D. 284,183 6/1986 Hegg et al. D12/314
D. 284,566 7/1986 Hegg et al. D12/313
D. 288,087 2/1987 Hegg et al. D12/315
D. 294,343 2/1988 Scarboro D12/314
D. 296,206 6/1988 Arima D12/314
3,117,544 5/1961 Schoell 114/56

OTHER PUBLICATIONS

Cruisers Inc. Brochure, (1988), p. 17, "Esprit 3170".

Primary Examiner—Kay H. Chin

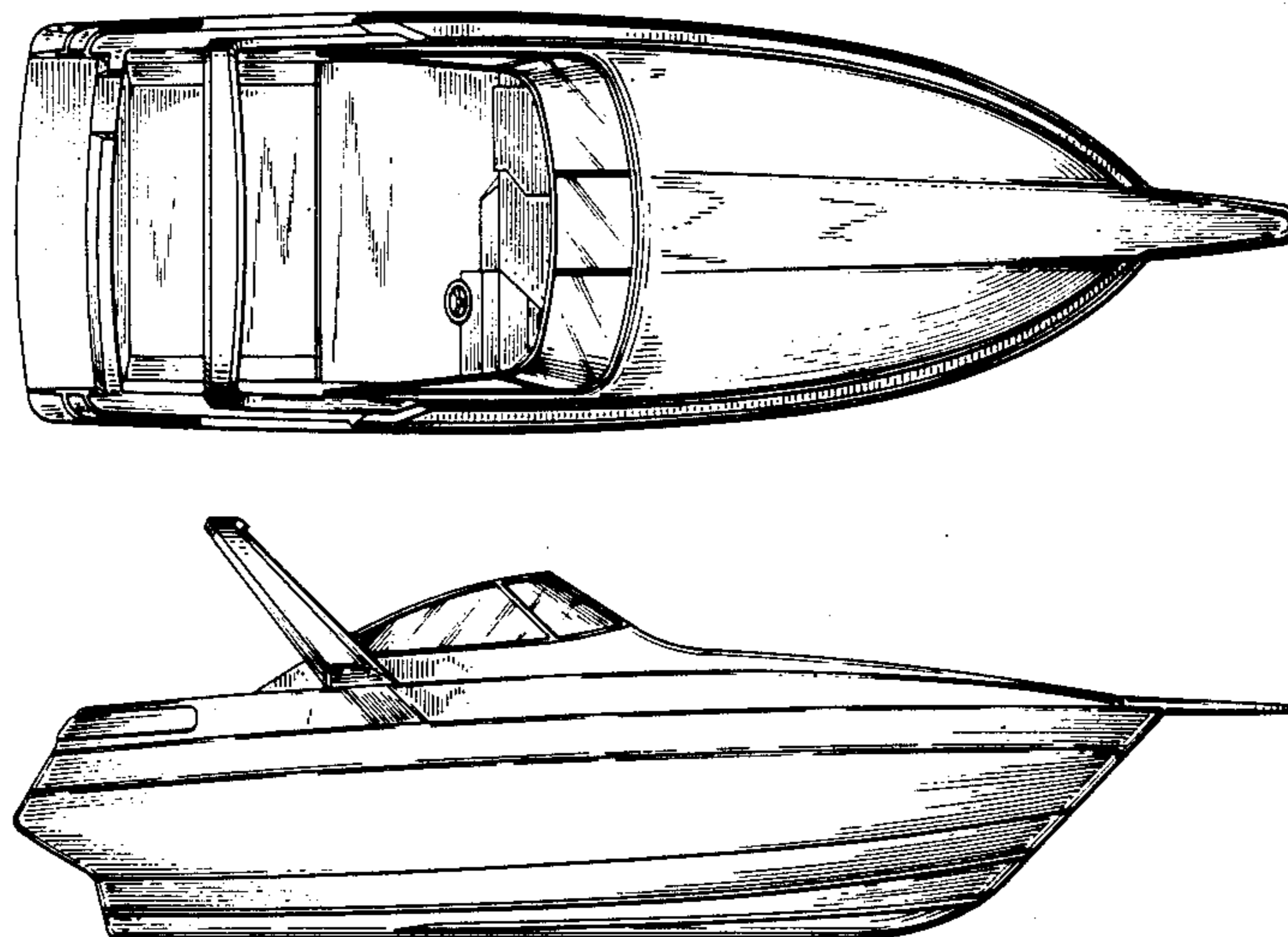
Attorney, Agent, or Firm—Michael, Best & Friedrich

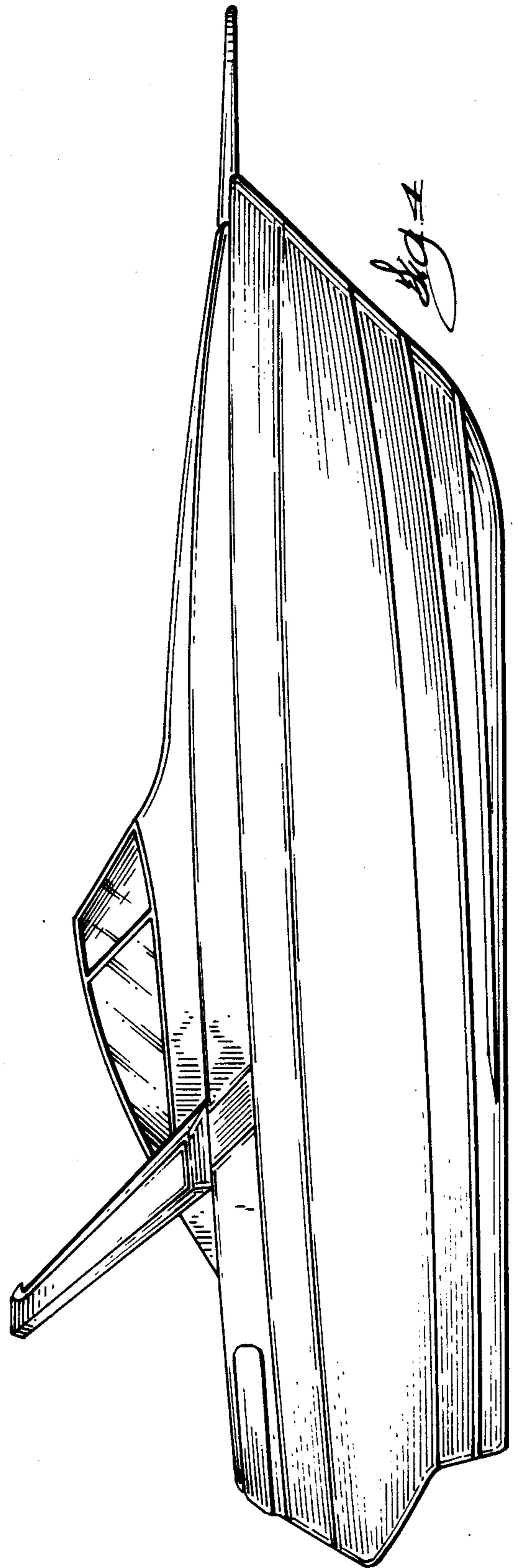
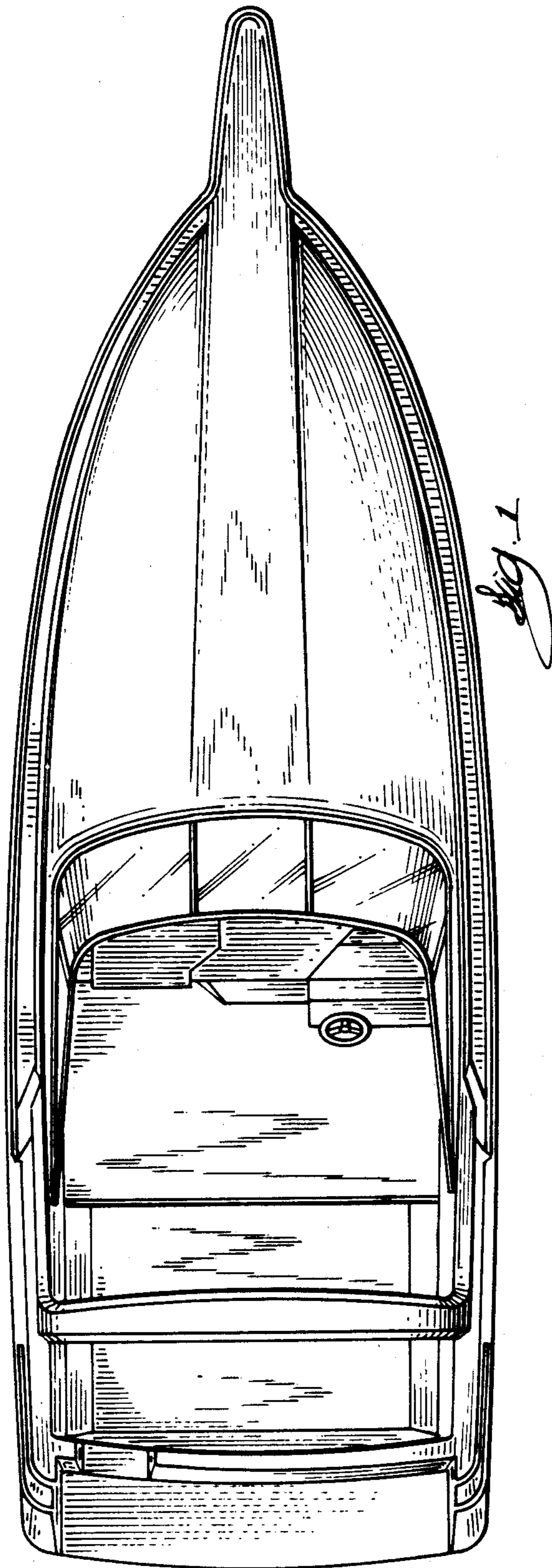
[57] CLAIM

The ornamental design for a boat, as shown and described.

DESCRIPTION

FIG. 1 is a top plan view of a boat showing our new design;
FIG. 2 is a top plan view of a second embodiment of the boat;
FIG. 3 is a top plan view of a third embodiment of the boat;
FIG. 4 is a right side elevational view of FIG. 1, the left side elevational view being a mirror image of that shown;
FIG. 5 is a right side elevational view of FIG. 2, the left side elevational view being a mirror image of that shown;
FIG. 6 is a right side elevational view of FIG. 3, the left side elevational view being a mirror image of that shown;
FIG. 7 is a front elevational view of FIG. 1;
FIG. 8 is a front elevational view of FIG. 2;
FIG. 9 is a front elevational view of FIG. 3;
FIG. 10 is a rear elevational view of all three embodiments; and
FIG. 11 is a bottom plan view of all three embodiments.





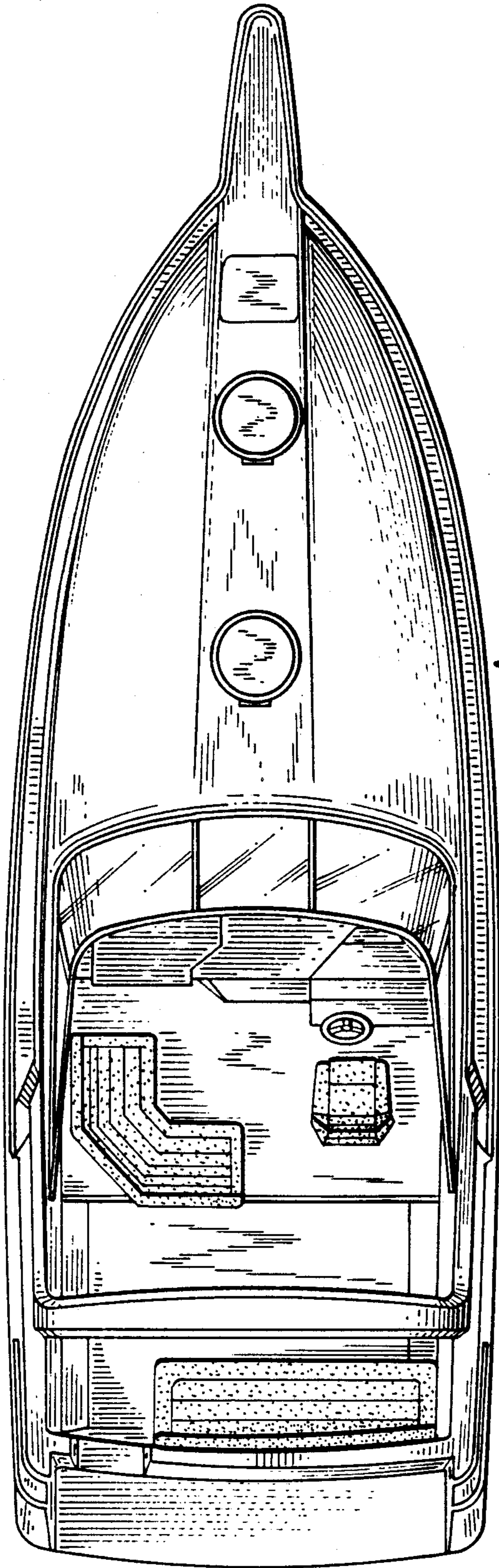


Fig. 2

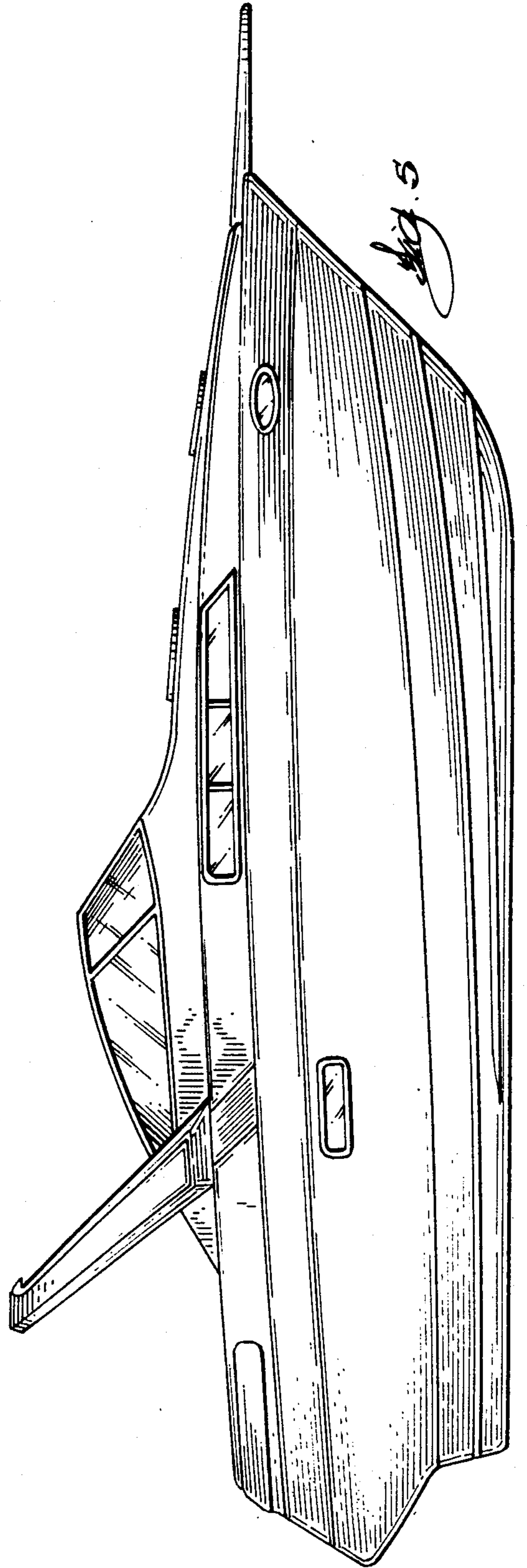


Fig. 5

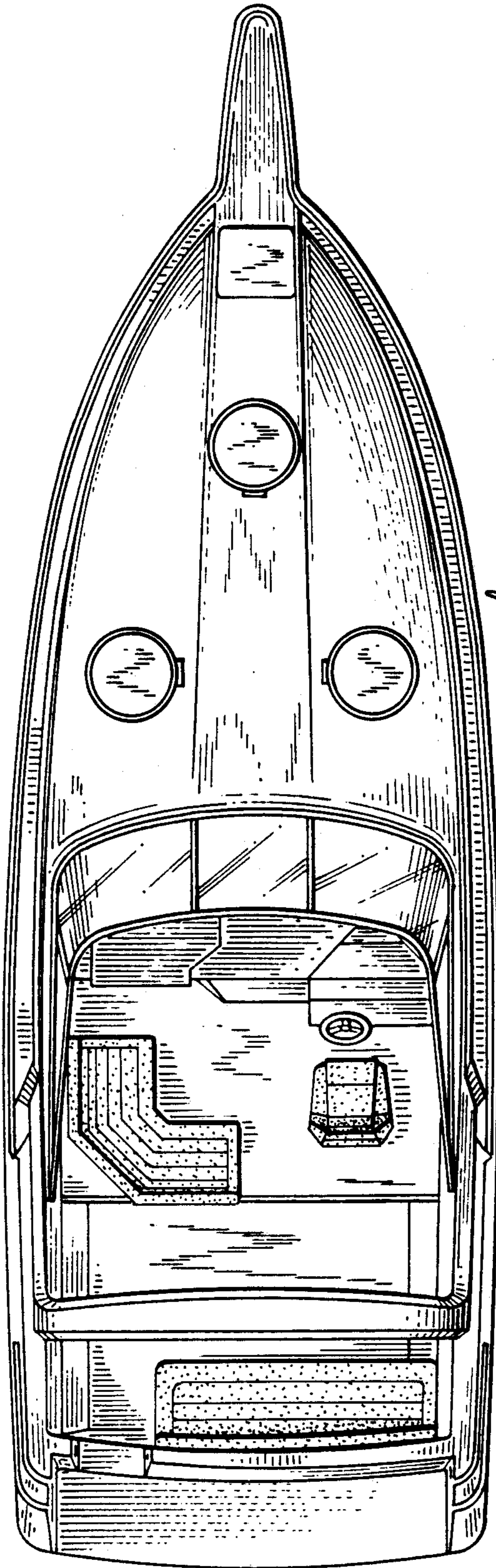


Fig. 3

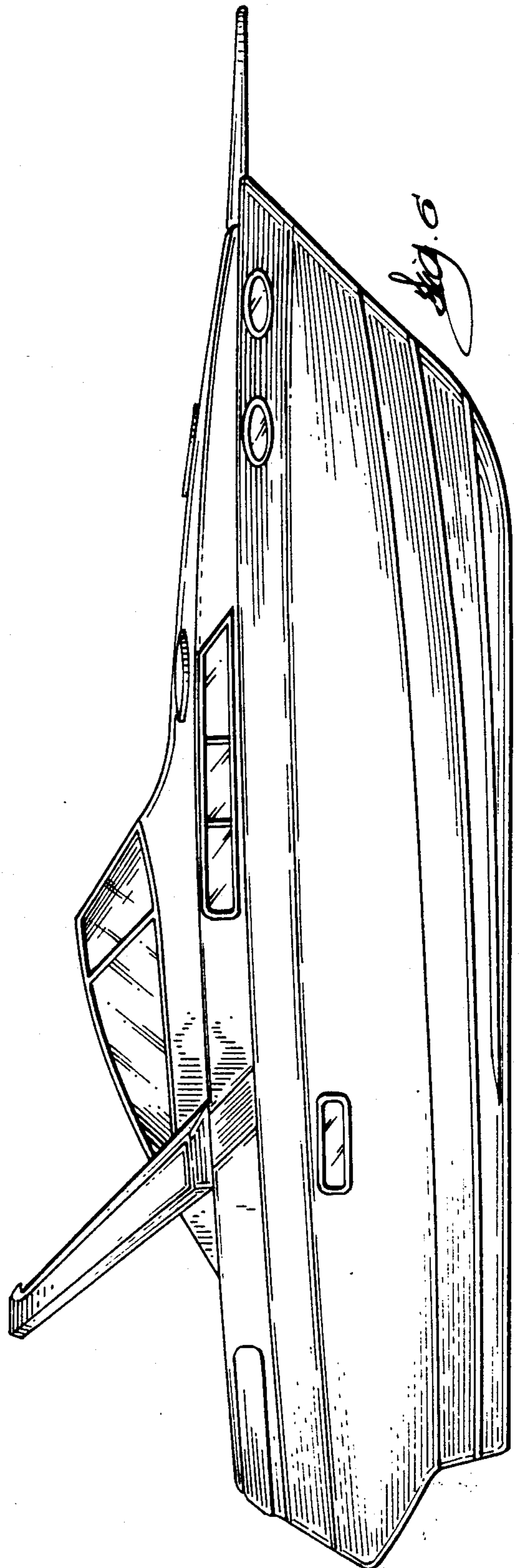


Fig. 5

