

[54] VEHICLE ARTICLE CARRIER UNIT

[75] Inventors: William A. Rasor, Goodells; Mark E. Graham, Warren, both of Mich.

[73] Assignee: Huron/St. Clair Company, St. Clair, Mich.

[\*\*] Term: 14 Years

[21] Appl. No.: 171,517

[22] Filed: Mar. 21, 1988

[52] U.S. Cl. .... D12/157

[58] Field of Search ..... D12/157; 224/309, 317, 224/321, 322, 324, 325, 326, 327

[56] References Cited

U.S. PATENT DOCUMENTS

D. 282,155	1/1986	Bott	.....	D12/157
D. 300,018	2/1989	Bott	.....	D12/157
D. 306,990	4/1990	Bott	.....	D12/157
4,133,465	1/1979	Bott	.....	224/324
4,448,337	5/1984	Cronce	.....	224/321

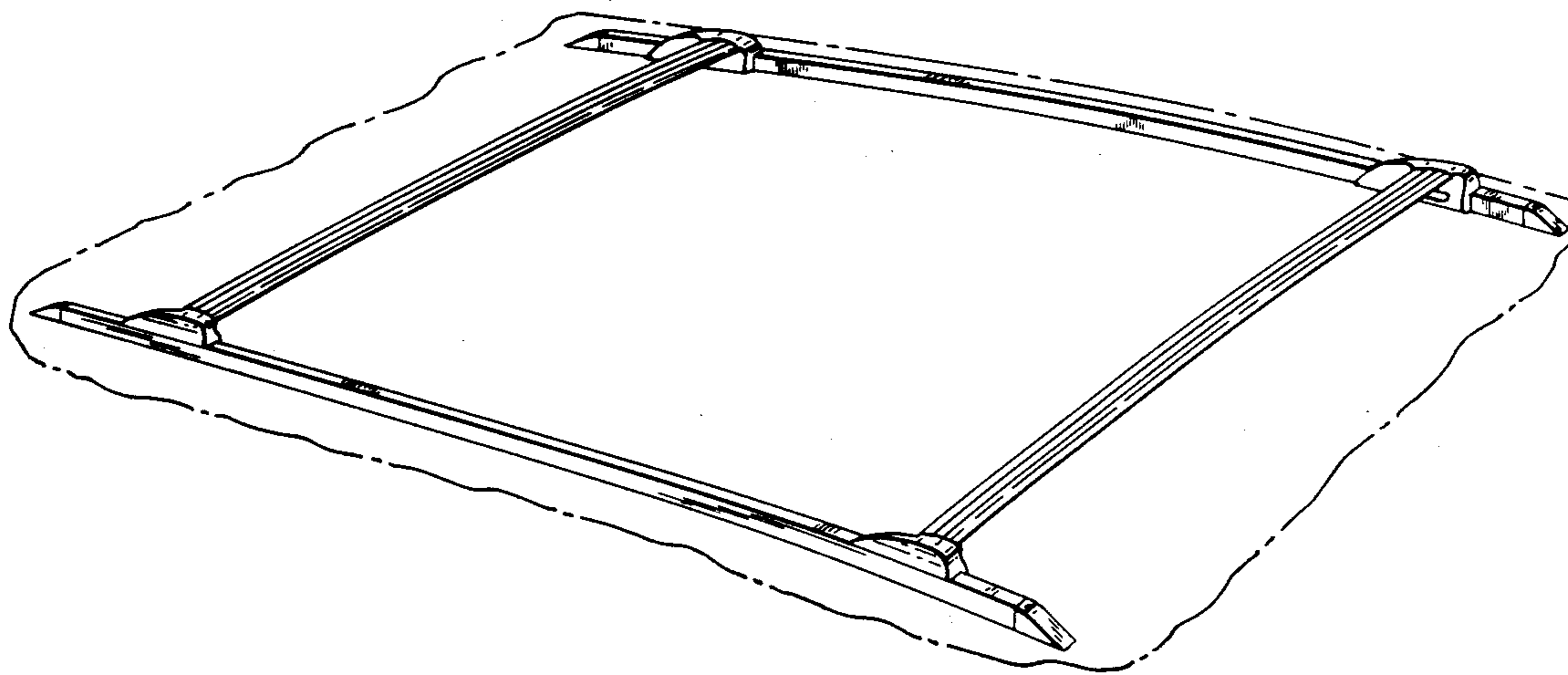
Primary Examiner—James M. Gandy  
Assistant Examiner—Melody Brown  
Attorney, Agent, or Firm—Leon E. Redman; Malcolm L. Sutherland

[57] CLAIM

The ornamental design for a vehicle article carrier unit, as shown and described.

DESCRIPTION

FIG. 1 is a perspective view of an vehicle article carrier unit showing our new design;  
FIG. 2 is a top plan view thereof to an enlarged scale;  
FIG. 3 is a side elevation view thereof to a greatly enlarged scale;  
FIG. 4 is a side sectional elevation view thereof taken along the line 4—4 in FIG. 2 to a greatly enlarged scale;  
FIG. 5 is an end elevation view thereof taken along line 5—5 of FIG. 2 to a greatly enlarged scale; and  
FIG. 6 is an end elevation view thereof taken along line 6—6 of FIG. 2 to a greatly enlarged scale.  
The broken lines in the drawing are for illustrative purposes only and form no part of the claimed design.



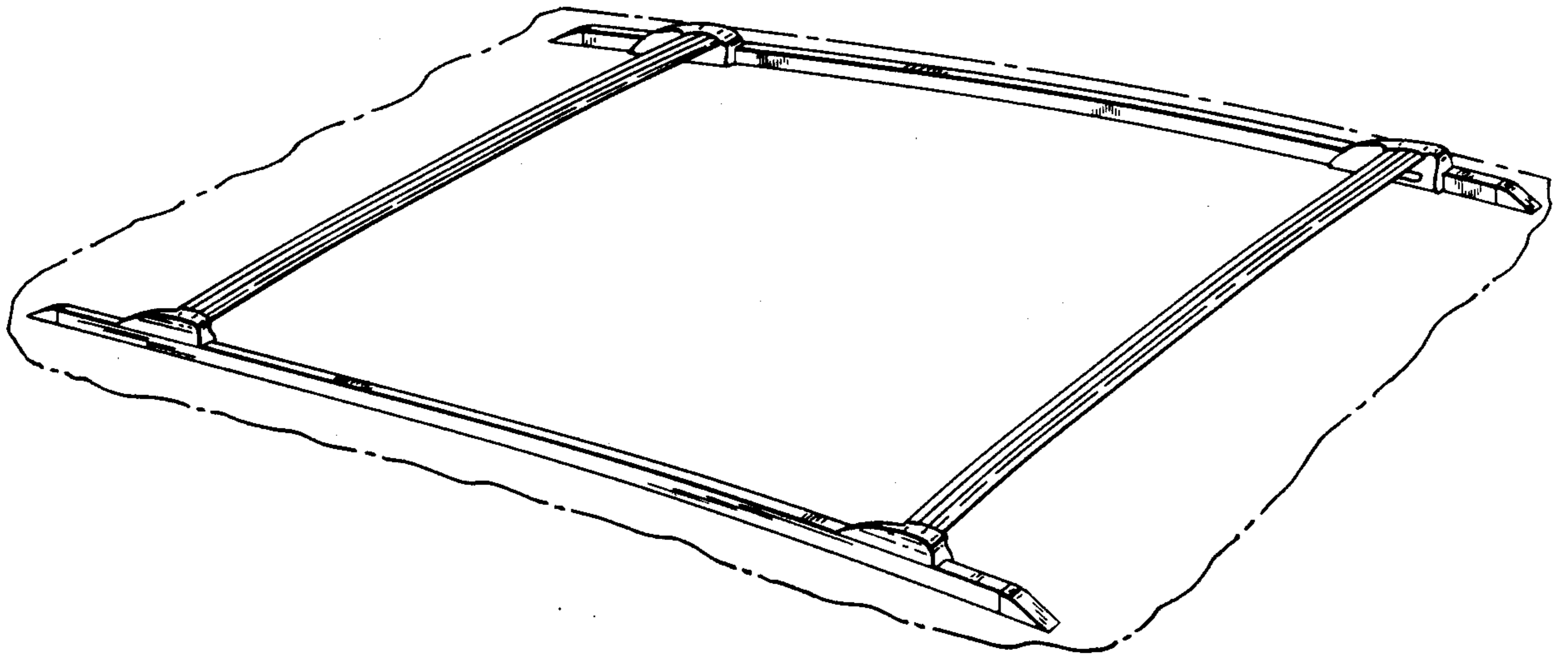


FIG. 1.

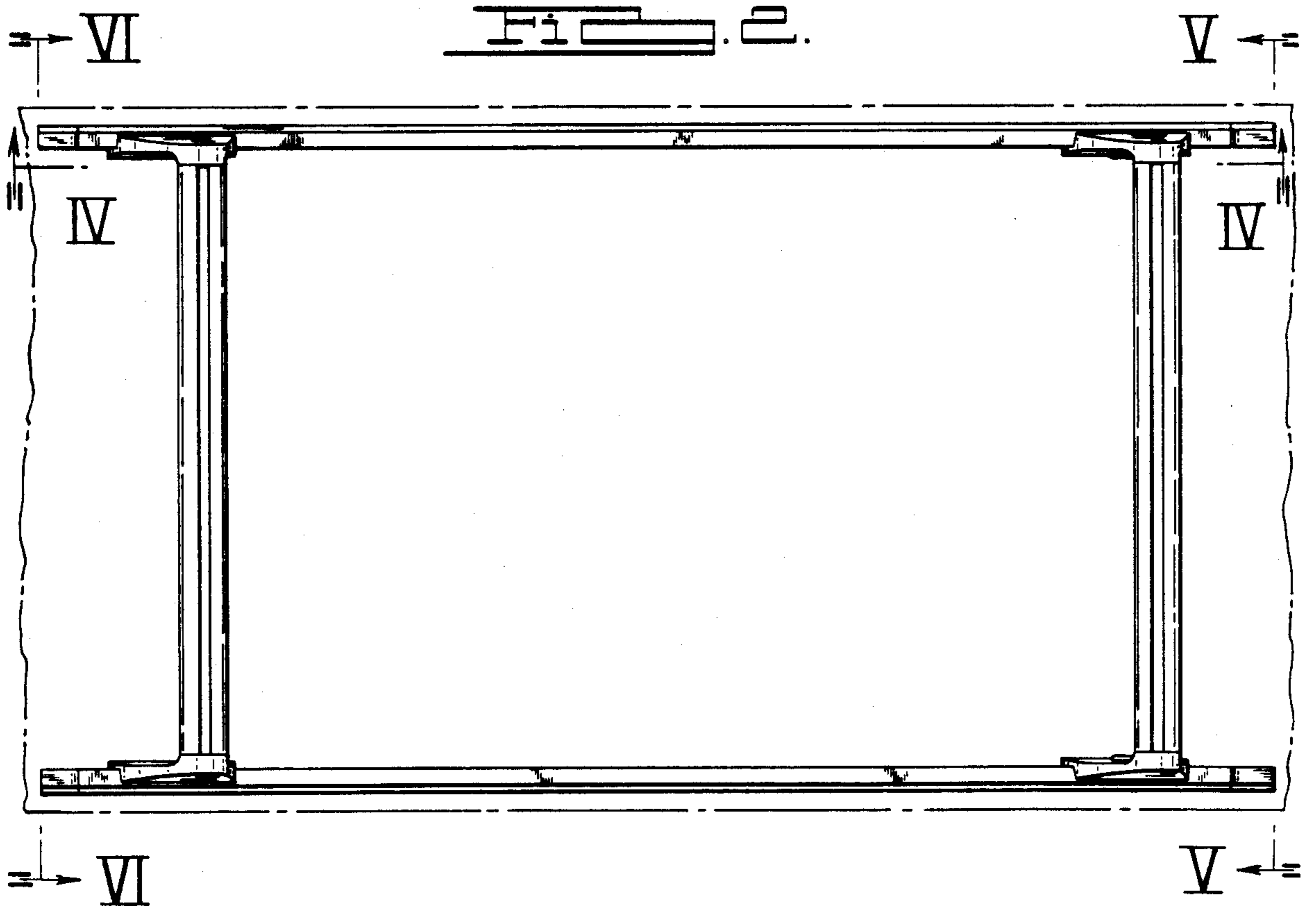


FIG. 2.



FIG. 2.

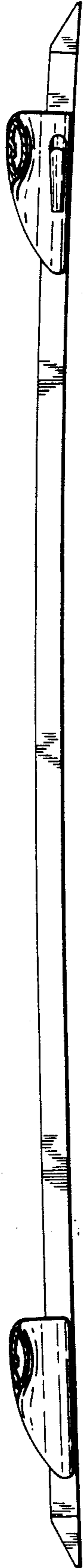


FIG. 3.



FIG. 4.



FIG. 5.

