

[54] VEHICLE IDENTIFICATION FLAG AND SUPPORT UNIT

[76] Inventors: E. Lakin Phillips, 2733 Centreville Rd., Herndon, Va. 22071; Bernardino Romero, 8500 SW. 99th Ave., Miami, Fla. 33173

[**] Term: 14 Years

[21] Appl. No.: 206,693

[22] Filed: Jun. 14, 1988

[52] U.S. Cl. D12/155; D10/109; D11/166; D11/182

[58] Field of Search D12/155; D11/165, 166, D11/182; D10/109; 116/28 R, 173; 248/538, 539; 40/591, 593

[56] References Cited

U.S. PATENT DOCUMENTS

- D. 233,510 11/1974 Baker D11/166
- D. 248,284 6/1978 Bowser D10/109
- D. 295,730 5/1988 Blackburn D11/182

- 3,127,868 4/1964 Guthrie 116/173
- 3,762,360 10/1973 Hawes D12/155
- 4,375,134 3/1983 Sheetz 40/591
- 4,519,153 5/1985 Moon et al. D11/166
- 4,582,017 4/1986 Ostermiller 40/591
- 4,650,147 3/1987 Griffin D11/166

Primary Examiner—James M. Gandy
Attorney, Agent, or Firm—Herbert W. Larson

[57] CLAIM

The ornamental design for a vehicle identification flag and support unit, as shown and described.

DESCRIPTION

FIG. 1 is a side elevational view of a vehicle identification flag and support unit showing our new design it being understood that the opposite side is a mirror image thereof;

FIG. 2 is a top plan view.

FIG. 3 is a bottom plan view.

FIG. 4 is a rear elevation view;

FIG. 5 is a front elevation view;

FIG. 6 is a perspective view thereof.

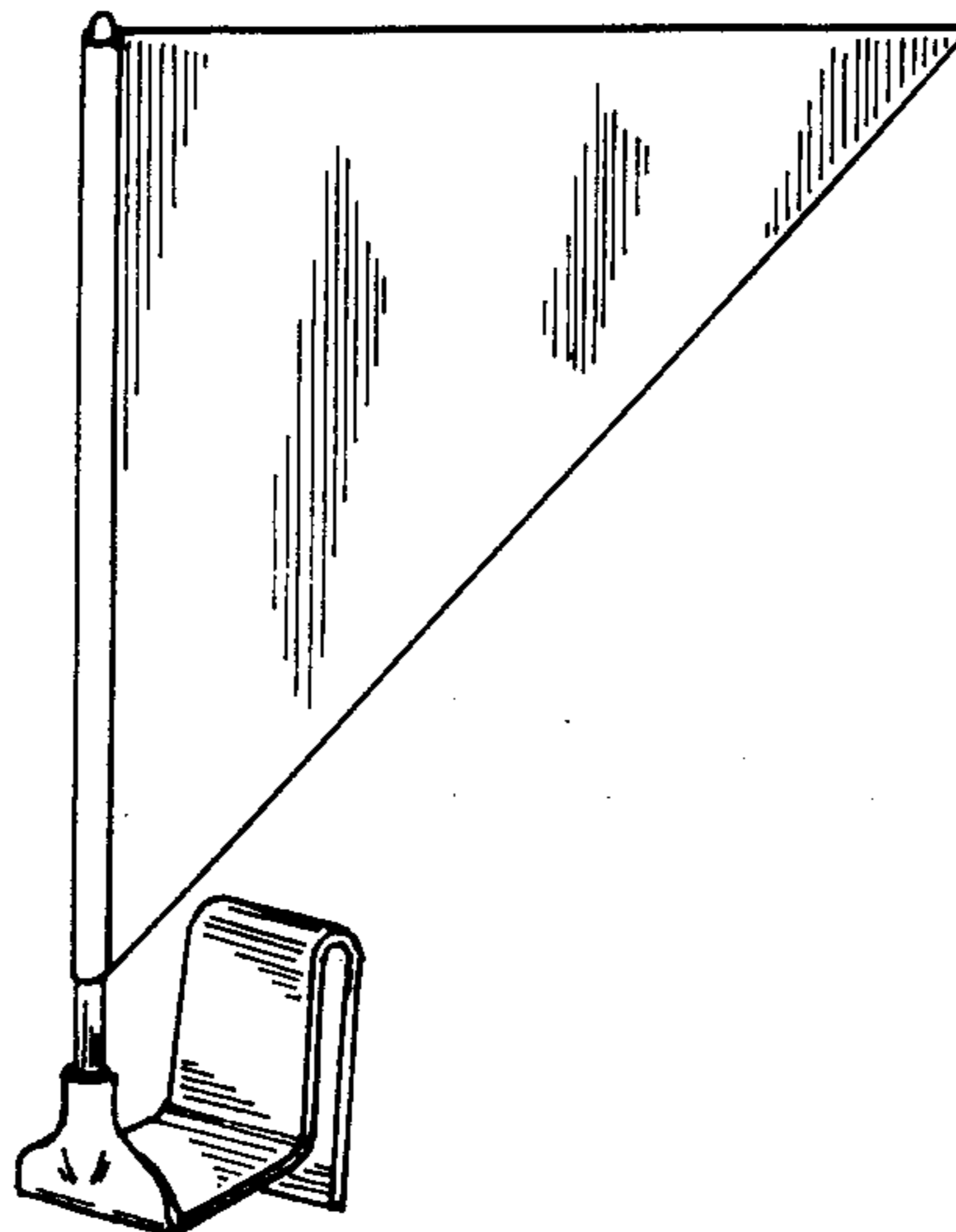




FIG. 2

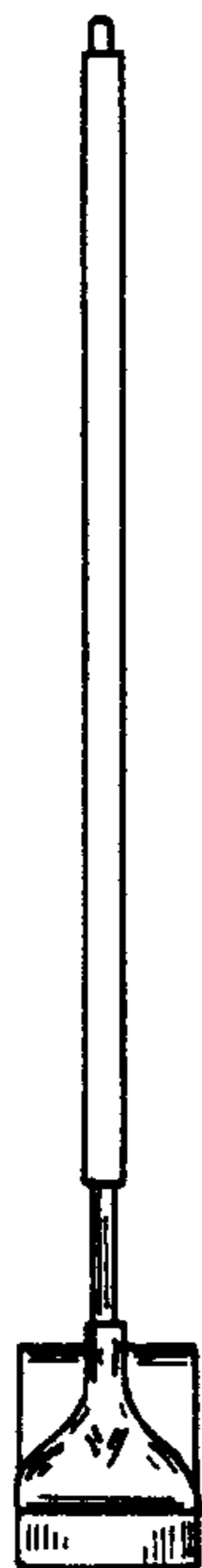


FIG. 4

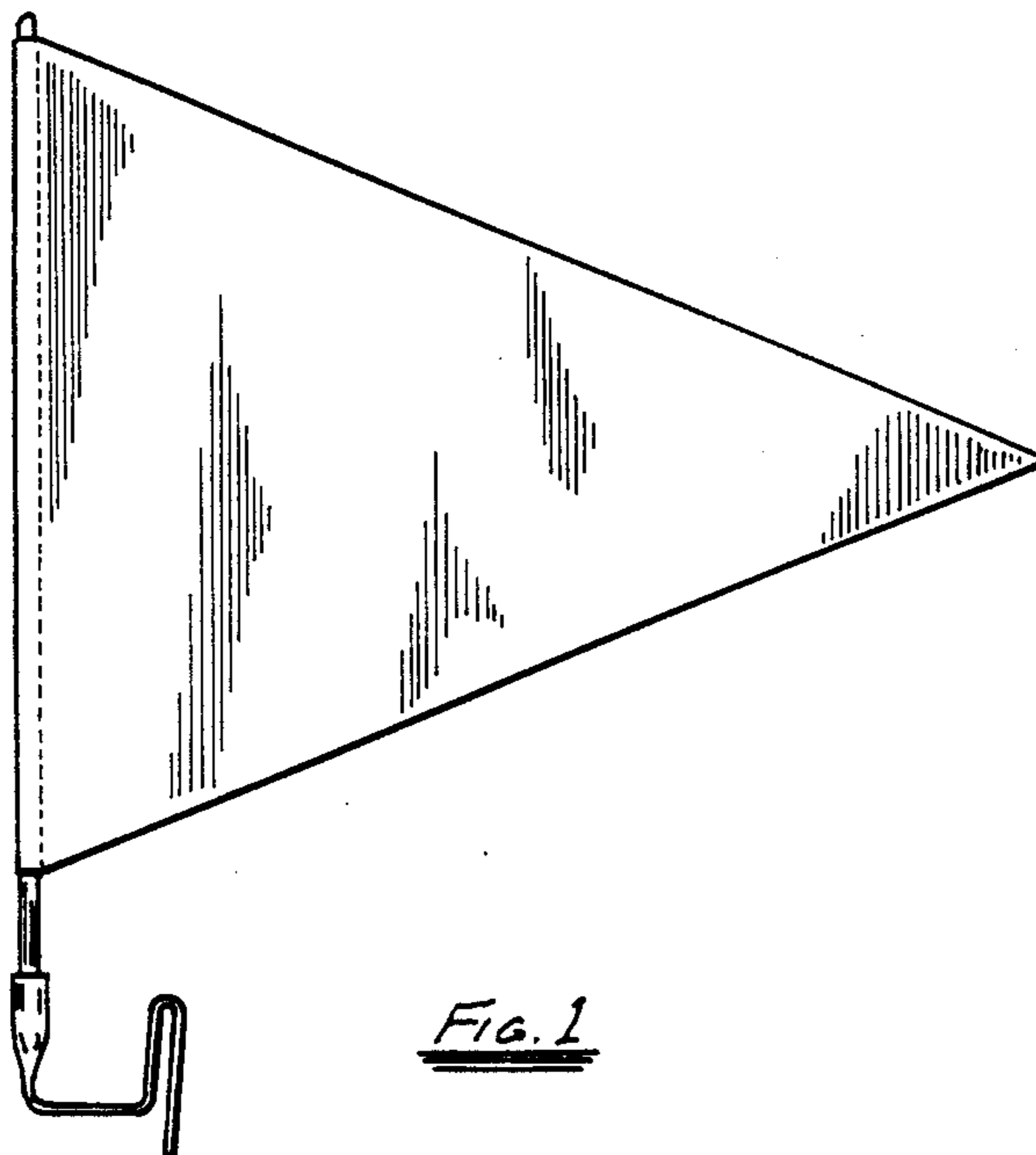


FIG. 1



FIG. 5



FIG. 3

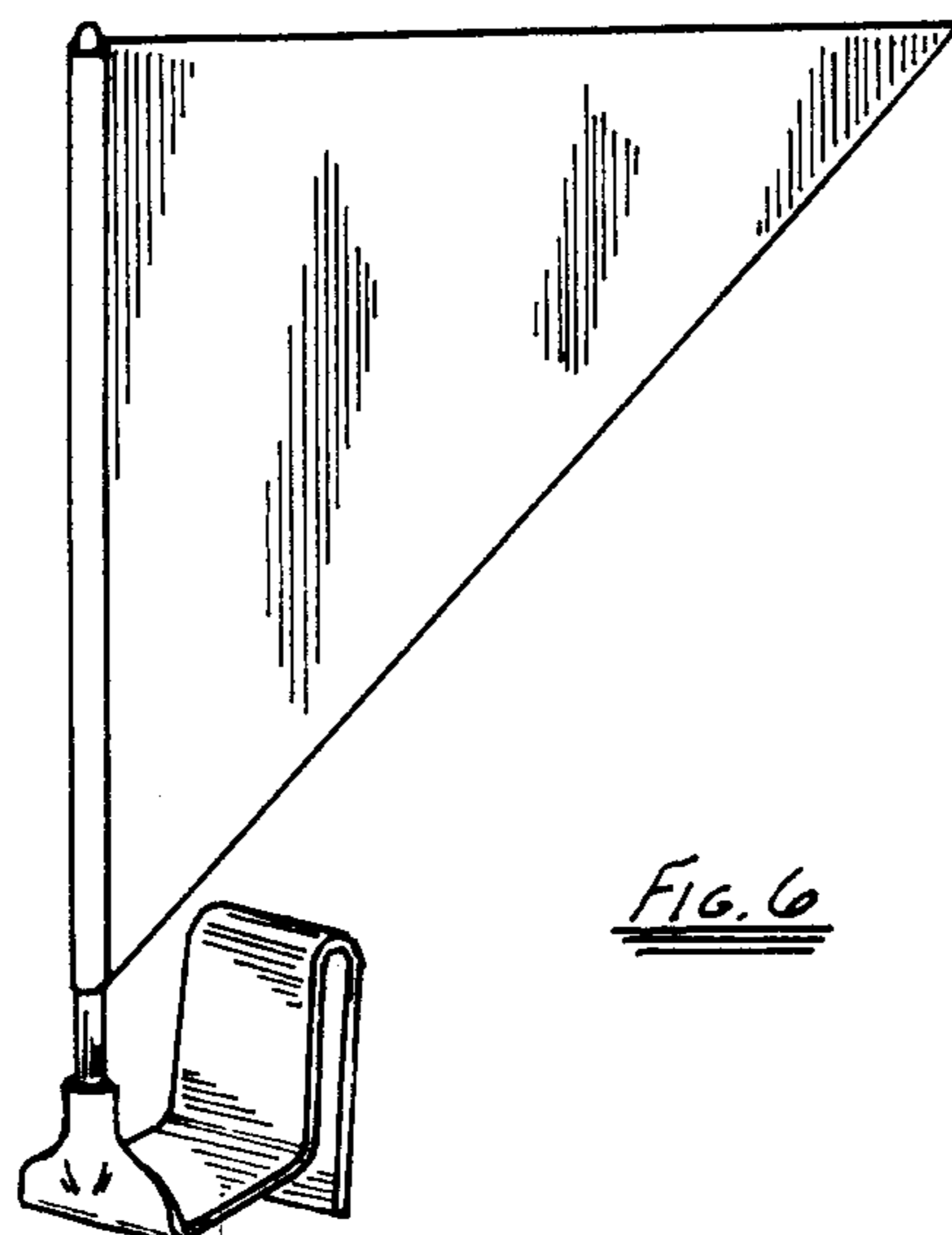


FIG. 6