

[54] VEHICLE TIRE

[75] Inventors: Masaaki Minamitani; Shigeru Matsunami, both of Osaka, Japan

[73] Assignee: The Ohtsu Tire & Rubber Co., Ltd., Izumi-Ohtsu, Japan

[**] Term: 14 Years

[21] Appl. No.: 180,861

[22] Filed: Apr. 12, 1988

[30] Foreign Application Priority Data

Oct. 28, 1987 [JP] Japan 62-44226

[52] U.S. Cl. D12/147

[58] Field of Search D12/145-151, D12/140; 152/209 R, 209 B, 209 D

[56] References Cited

U.S. PATENT DOCUMENTS

- D. 206,848 1/1967 Berry D12/146
- D. 278,618 4/1985 Kojima et al. D12/147
- D. 284,562 7/1986 Kojima et al. D12/147
- D. 305,221 12/1989 Minamitani D12/147
- 4,641,696 2/1987 Semin et al. 152/209 R

OTHER PUBLICATIONS

1987 Tread Design Guide, p. 60, Pirelli P700 Tire, top left side of page.

1987 Tread Design Guide, p. 76, Toyo 600-C1R Tire, third row down from top, left side of page.

1987 Tread Design Guide, p. 81, Yokohama AX-340 & AX-321 Tires, bottom of page.

Primary Examiner—James M. Gandy

Attorney, Agent, or Firm—Armstrong, Nikaido, Marmelstein, Kobovcik & Murray

[57] CLAIM

The ornamental design for a vehicle tire, as shown and described.

DESCRIPTION

FIG. 1 is a front elevation view of a vehicle tire showing our new design it being understood that the tread pattern as repeated uniformly throughout the circumference of the tire;

FIG. 2 is a side elevation view thereof, the opposite side being a mirror image of that shown;

FIG. 3 is a perspective view thereof.




FIG. 1

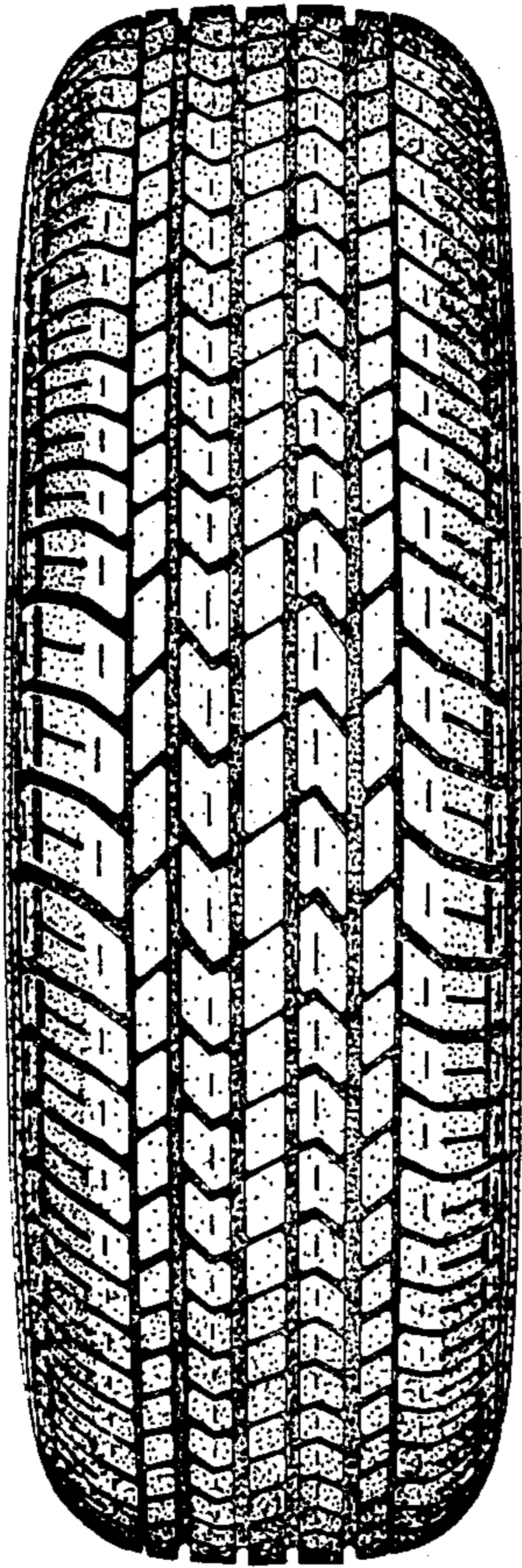


FIG. 3




FIG. 2

