

[54] HOUSING PORTION FOR A RETRACTABLE ELECTRIC CORD REEL

[75] Inventors: James D. Kovacik; James W. Kovacik, both of Parma; Thomas J. Blanch, Hudson; Paul S. Blanch, Valley View, all of Ohio

[73] Assignee: Alert Stamping, Bedford Heights, Ohio

[**] Term: 14 Years

[21] Appl. No.: 228,557

[22] Filed: Aug. 5, 1988

[52] U.S. Cl. D8/358

[58] Field of Search D8/358, 359, 356; 242/77, 54 R, 55.18, 55.21, 107.13, 106, 107, 137, 85, 96, 115, 116, 84.8, 100.1; 191/12.2 R, 12.4; 137/355.19, 355.26

[56] References Cited

U.S. PATENT DOCUMENTS

D. 226,165	1/1973	Ziaylek, Jr.	D8/358
D. 260,073	8/1981	Wells	D8/358
D. 275,263	8/1984	Cutler	D8/358
D. 286,134	10/1986	Schwartz	D8/358

2,232,580	2/1941	Wickemeyer	191/12.4
2,856,470	10/1958	Jude	191/12.4
2,926,865	3/1960	Humphreys	242/107.13
3,322,372	5/1967	Hellstrom	242/107
3,528,644	9/1970	Scott	254/134.3
3,547,371	12/1970	Gruseck	242/107
3,568,947	3/1971	Oprins	242/85.1
3,826,879	7/1974	Penn et al.	191/12.2 R X
4,489,902	12/1984	Chaconas et al.	242/100.1
4,725,697	2/1988	Kovacik et al.	191/12.4

Primary Examiner—Wallace R. Burke
Assistant Examiner—Freda S. Nunn
Attorney, Agent, or Firm—Marshall & Melhorn

[57] CLAIM

The ornamental design for a housing portion for a retractable electric cord reel, as shown and described.

DESCRIPTION

FIG. 1 is a front elevational view of a housing portion for a retractable electric cord reel showing our new design;

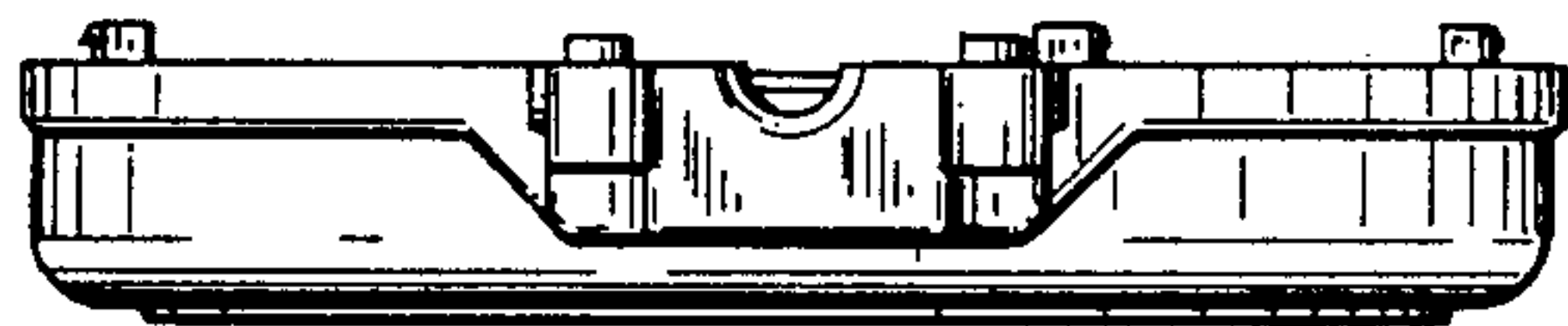
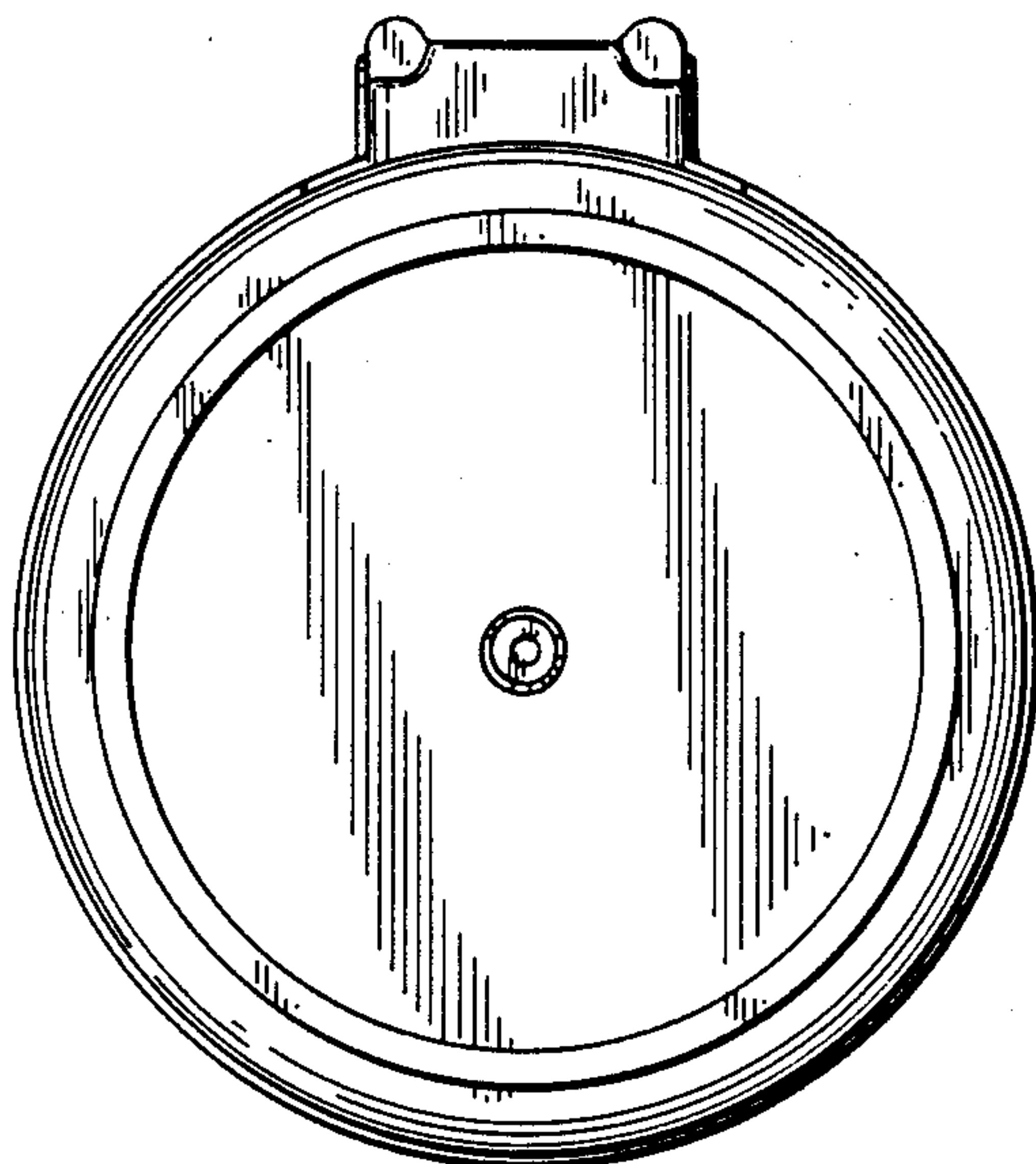
FIG. 2 is a top plan view thereof;

FIG. 3 is a left side elevational view thereof;

FIG. 4 is a right side elevational view thereof;

FIG. 5 is a rear elevational view thereof; and

FIG. 6 is a bottom plan view thereof.



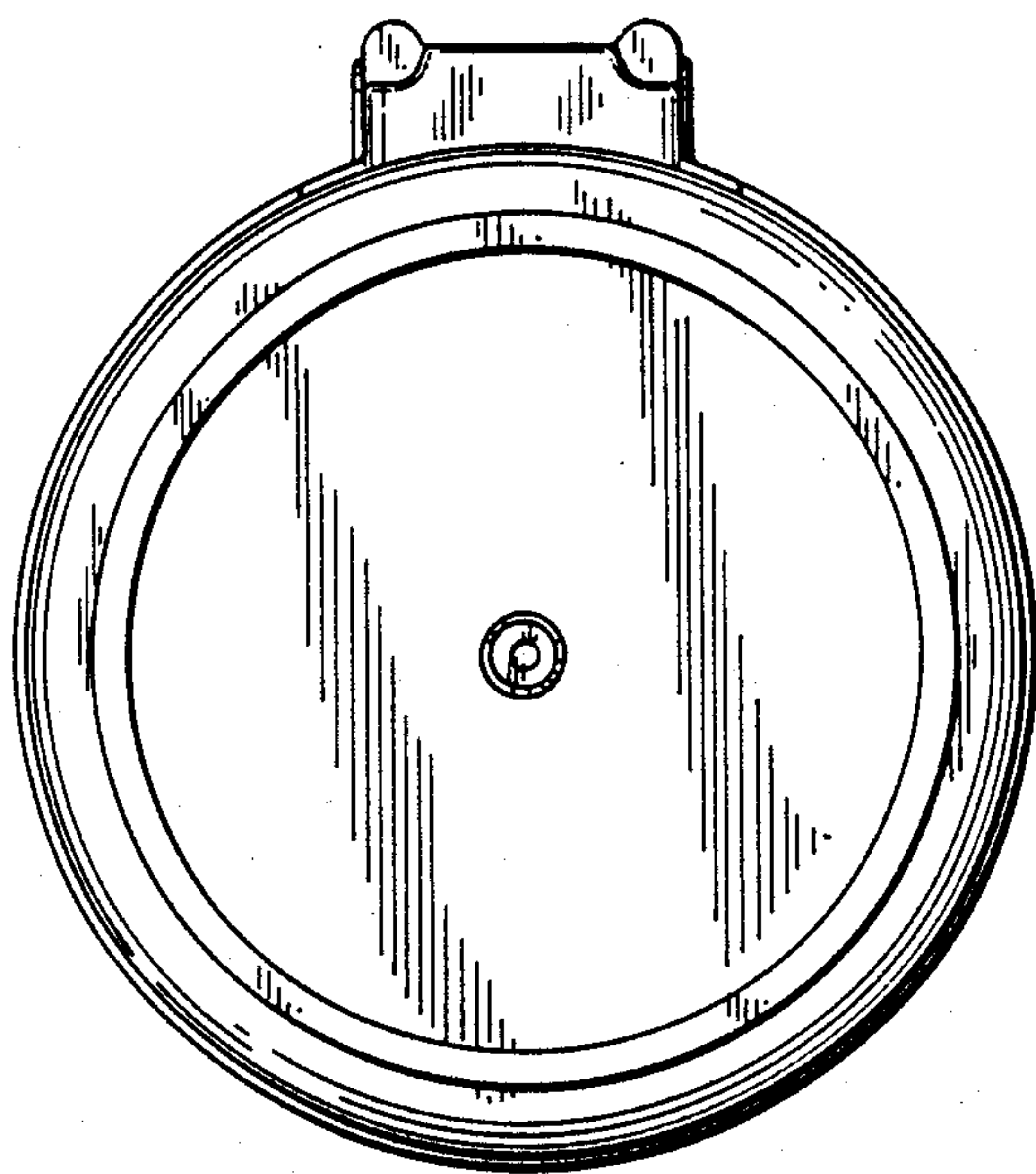


FIG. 1

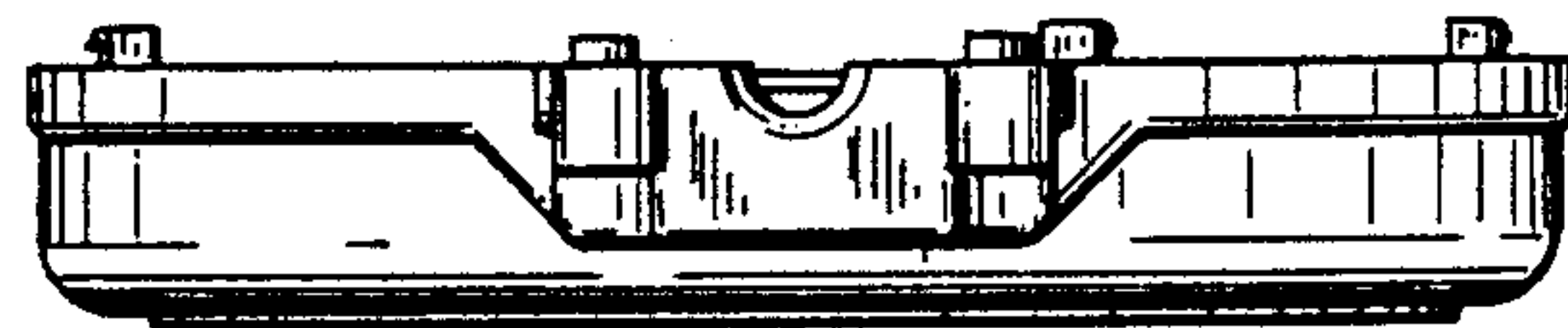


FIG. 2




FIG. 3

FIG. 4




FIG. 5

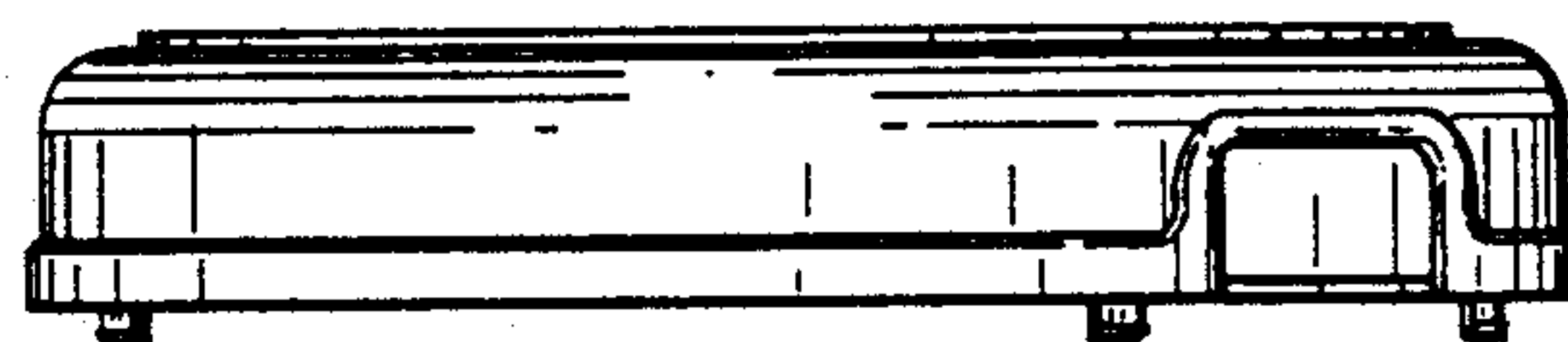


FIG. 6