

United States Patent [19]

Ichihara et al.

[11] Patent Number: **Des. 313,149**

[45] Date of Patent: **** Dec. 25, 1990**

[54] MICROWAVE OVEN

[75] Inventors: **Masuo Ichihara; Kensuke Mizuma; Masayoshi Kubo; Hisayoshi Matoba**, all of Nara; **Katsutoshi Kido**, Kyoto, all of Japan

[73] Assignee: **Matsushita Electric Industrial Co., Ltd.**, Osaka, Japan

[*] Notice: The portion of the term of this patent subsequent to Jan. 27, 2001 has been disclaimed.

[**] Term: **14 Years**

[21] Appl. No.: **64,499**

[22] Filed: **Jun. 22, 1987**

[30] **Foreign Application Priority Data**

Jan. 30, 1987 [JP] Japan 62-3587
[52] U.S. Cl. **D7/351**
[58] Field of Search **D7/350, 351;**
219/10.55 R, 10.55 A, 10.55 B, 10.55 C, 10.55 D, 10.55 F, 10.55 M

[56] **References Cited**

U.S. PATENT DOCUMENTS

D. 262,088	12/1981	Yamamura et al.	D7/351
D. 287,925	1/1987	Kubo et al.	D7/351
D. 290,805	7/1987	Kubo et al.	D7/351
D. 294,327	2/1988	Yoo	D7/351
D. 295,822	5/1988	Kubo et al.	D7/351
D. 300,898	5/1989	Kido et al.	D7/351

OTHER PUBLICATIONS

Quasar Lifestyle Microwave Oven, Model Designation MQ6696, 1986.

Primary Examiner—A. Hugo Word
Assistant Examiner—Ruth McInroy
Attorney, Agent, or Firm—Sughrue, Mion, Zinn, Macpeak & Seas

[57] **CLAIM**

The ornamental design for a microwave oven, as shown.

DESCRIPTION

FIG. 1 is a front, top and right side perspective view of a microwave oven showing our new design;
FIG. 2 is a rear, bottom and left side perspective view thereof;
FIG. 3 is a top plan view thereof; and
FIG. 4 is a right side elevational view thereof.




Fig. 1




Fig. 2

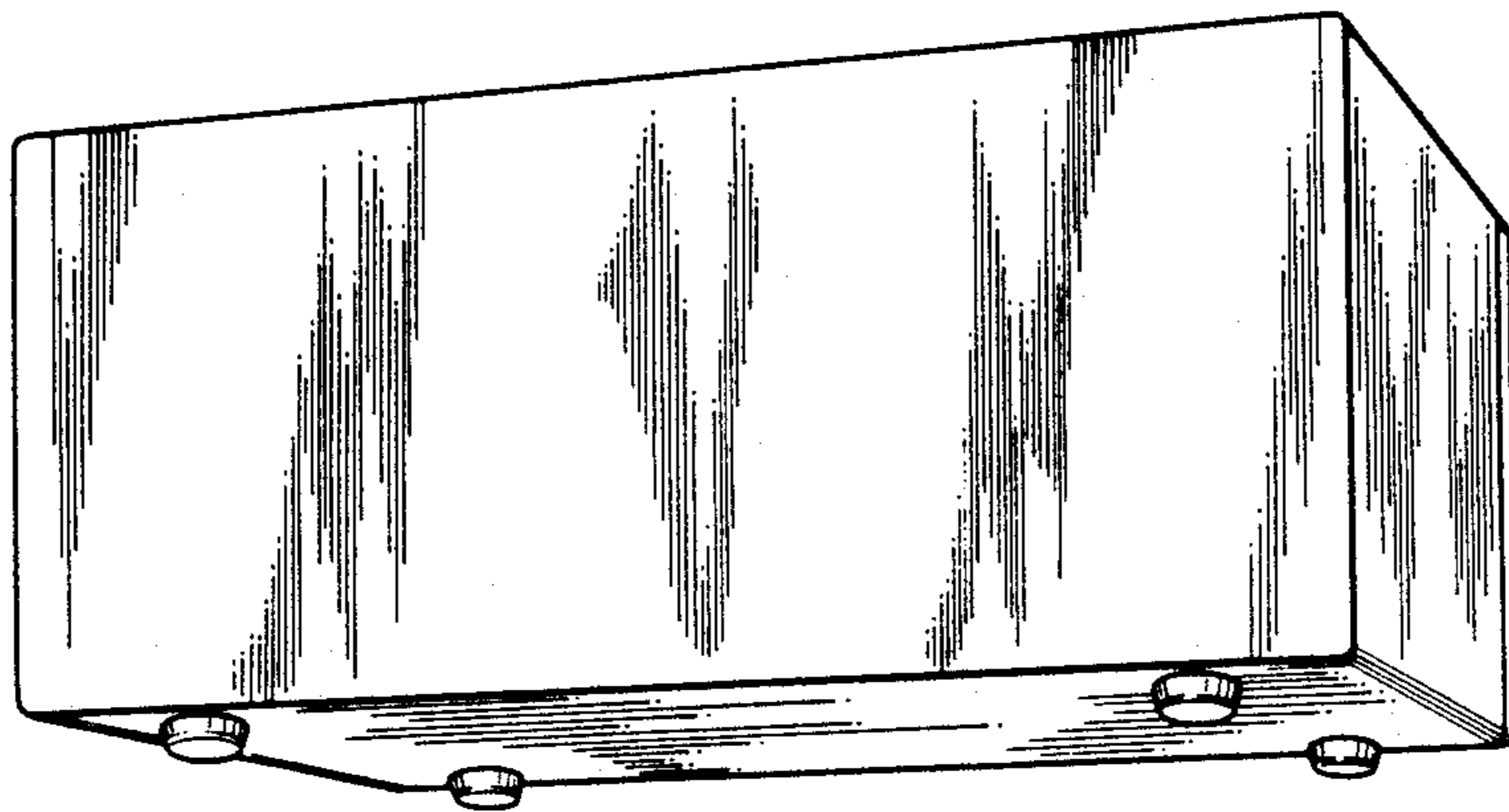


Fig. 3

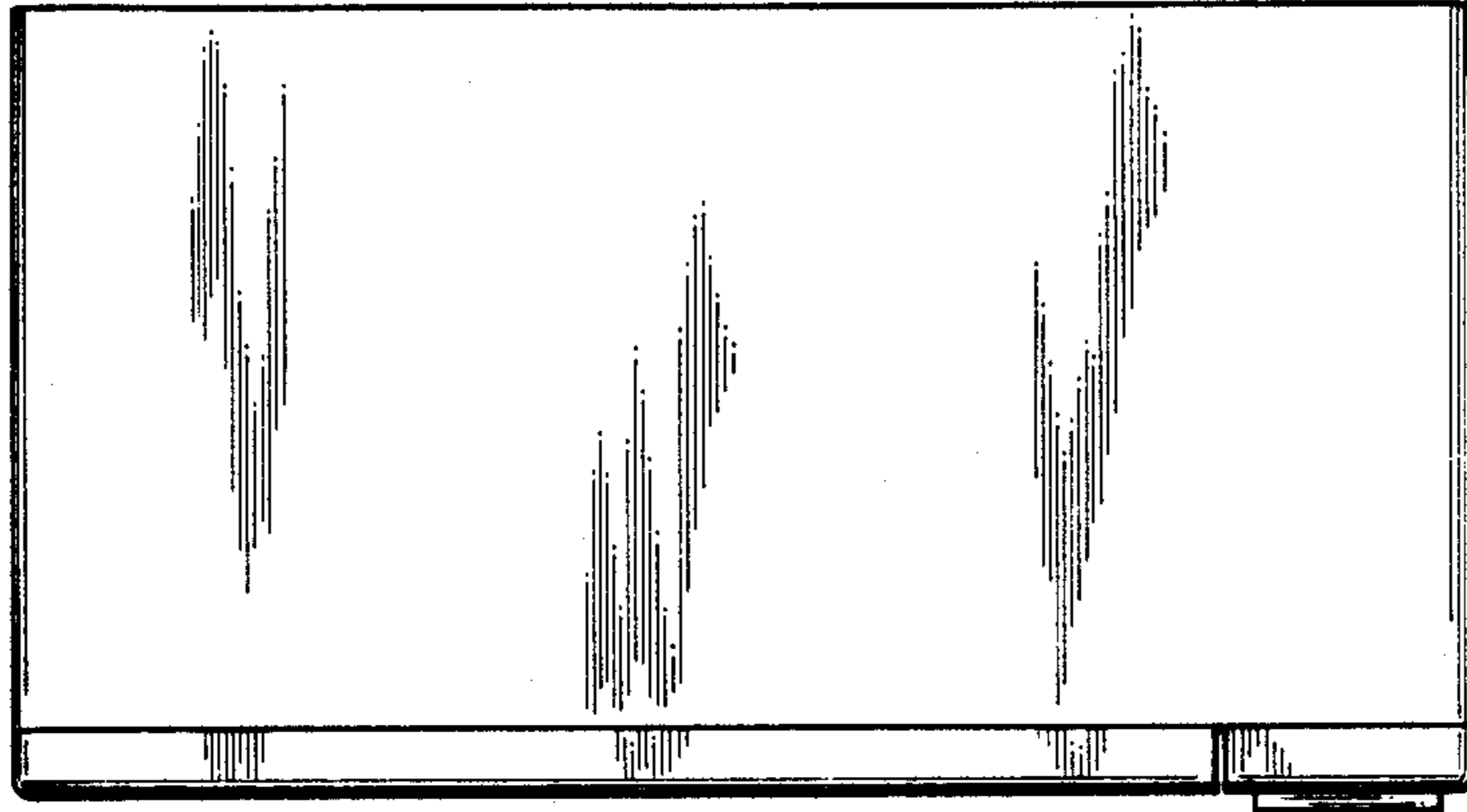


Fig. 4

