

[54] WINE RACK
[76] Inventor: David P. Masacek, 2925 Locust St.,
San Diego, Calif. 92106
[**] Term: 14 Years
[21] Appl. No.: 41,313
[22] Filed: Apr. 21, 1987
[52] U.S. Cl. D6/469
[58] Field of Search D6/466, 467, 468, 469,
D6/456; 211/74, 59.4, 75, 69.1, 70.2, 70.3, 70.6,
70.7

[56] References Cited
U.S. PATENT DOCUMENTS
D. 251,049 2/1979 Wardner D6/468
D. 252,970 9/1979 Gutkin D6/456 X
D. 272,699 2/1984 Godfrey D6/468
1,618,622 2/1927 Woolsey 211/74
2,494,289 1/1950 Bari 211/74 X
4,270,662 6/1981 Gonzalez .

OTHER PUBLICATIONS
House Beautiful, Jul. 1971, p. 80, Ships Wheel Wine
Rack.
Ma-Leck Catalog (1980) p. 23, ML1257.
Houswares, Oct. 1973, p. 30, middle of page.

Primary Examiner—Bruce W. Dunkins
Assistant Examiner—Jeffrey Asch
Attorney, Agent, or Firm—Brown, Martin, Haller &
McClain

[57] CLAIM
The ornamental design for a wine rack, as shown and
described.

DESCRIPTION
FIG. 1 is a front elevational view of a wine rack show-
ing my new design;
FIG. 2 is a side elevational view, the opposite side being
a mirror image thereof;
FIG. 3 is a sectional view taken along line 3—3 of FIG.
1;
FIG. 4 is a sectional view taken along line 4—4 of FIG.
1;
FIG. 5 is a sectional view taken along line 5—5 of FIG.
1;
FIG. 6 is a sectional view taken along line 6—6 of FIG.
1;
FIG. 7 is a sectional view taken along line 7—7 of FIG.
1;
FIG. 8 is a sectional view taken along line 8—8 of FIG.
1; and
FIG. 9 is a front perspective view thereof, the rear
being identical in appearance.

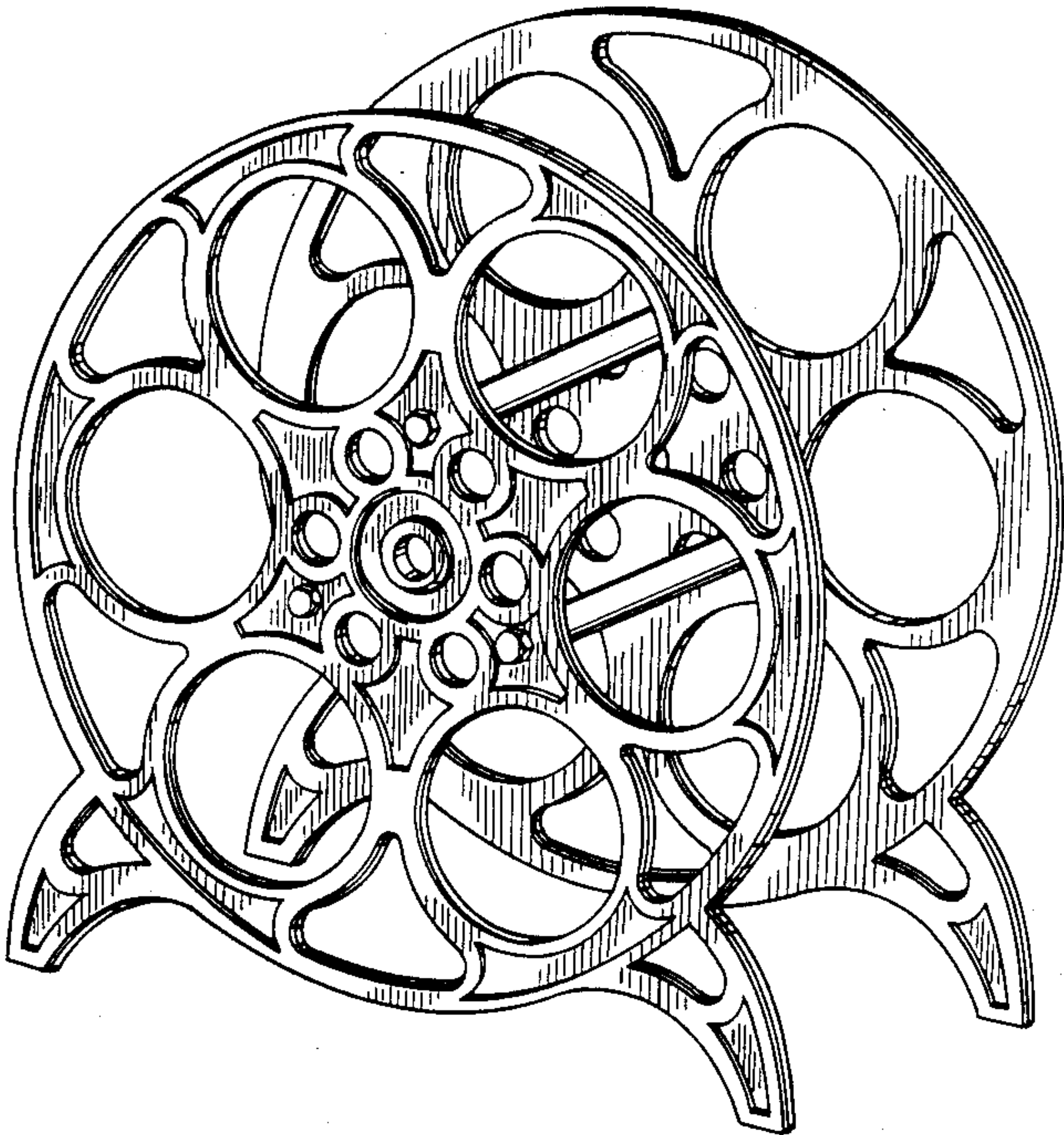


Fig. 1

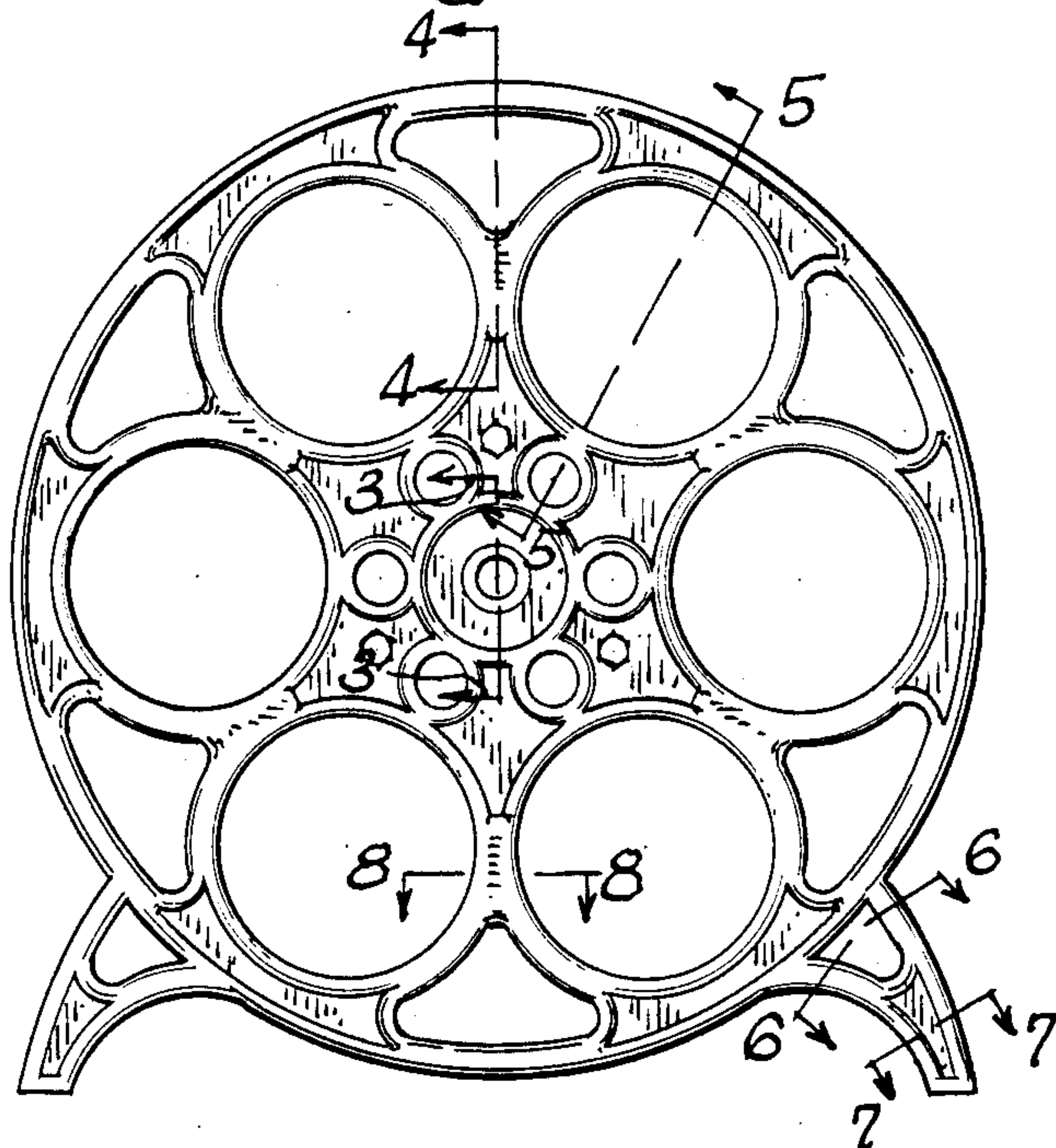


Fig. 2

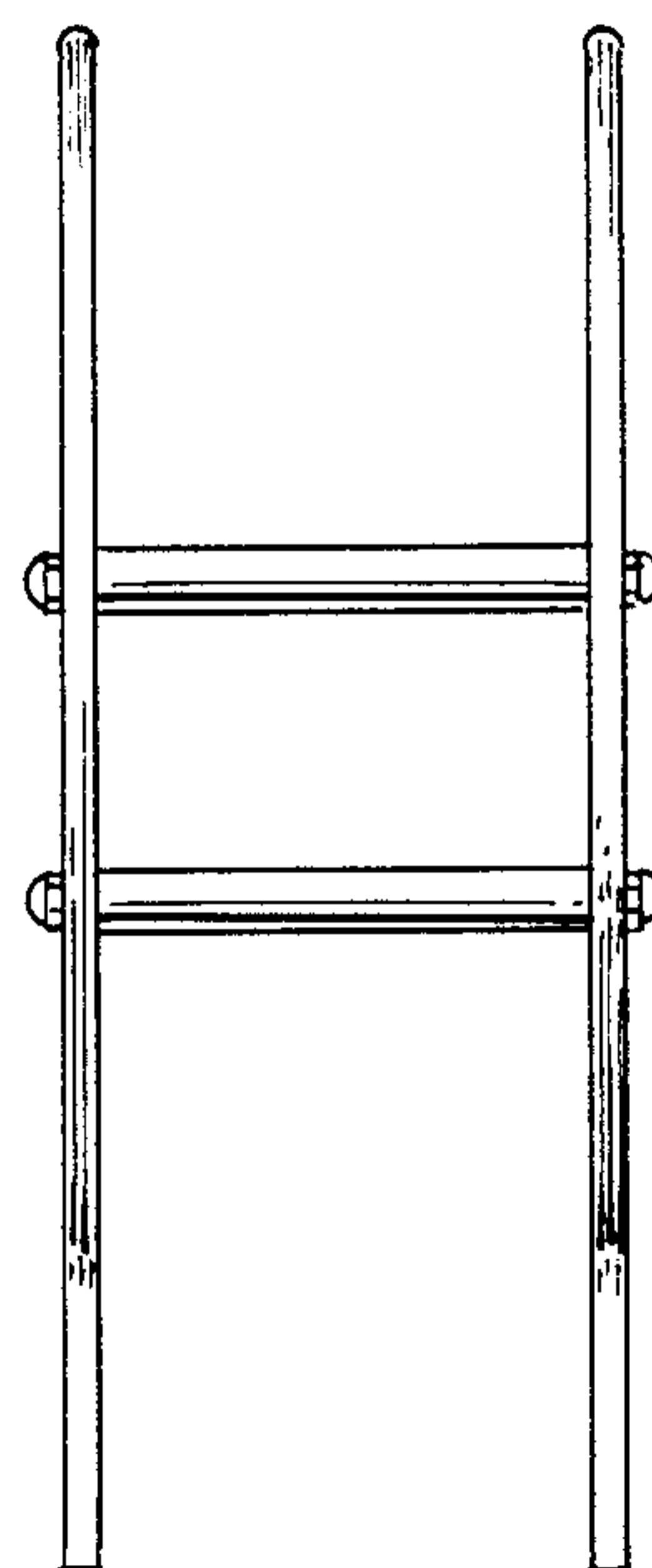


Fig. 4 Fig. 5

Fig. 3


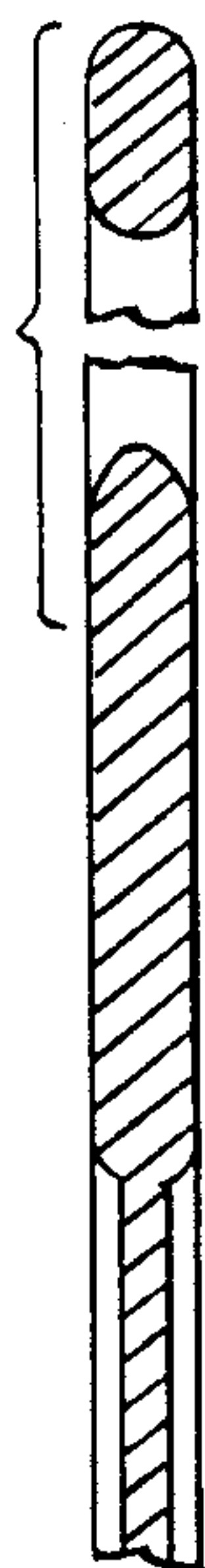
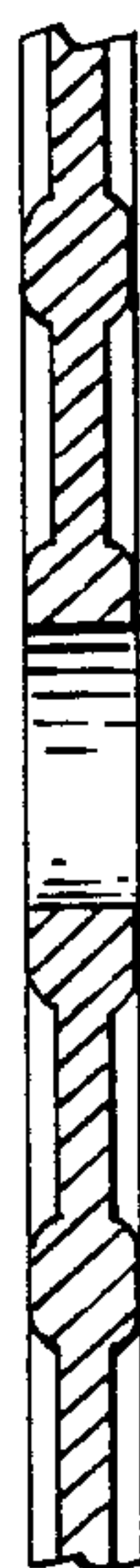


Fig. 6

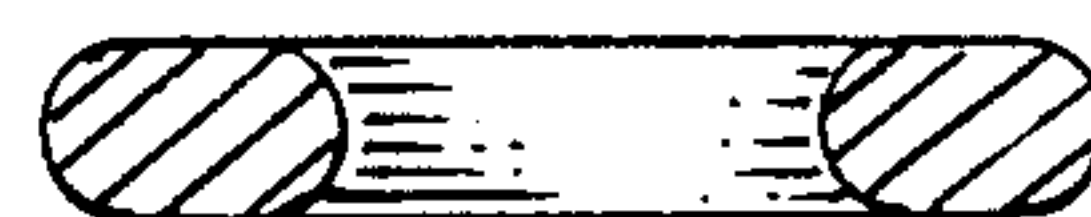


Fig. 7



Fig. 8



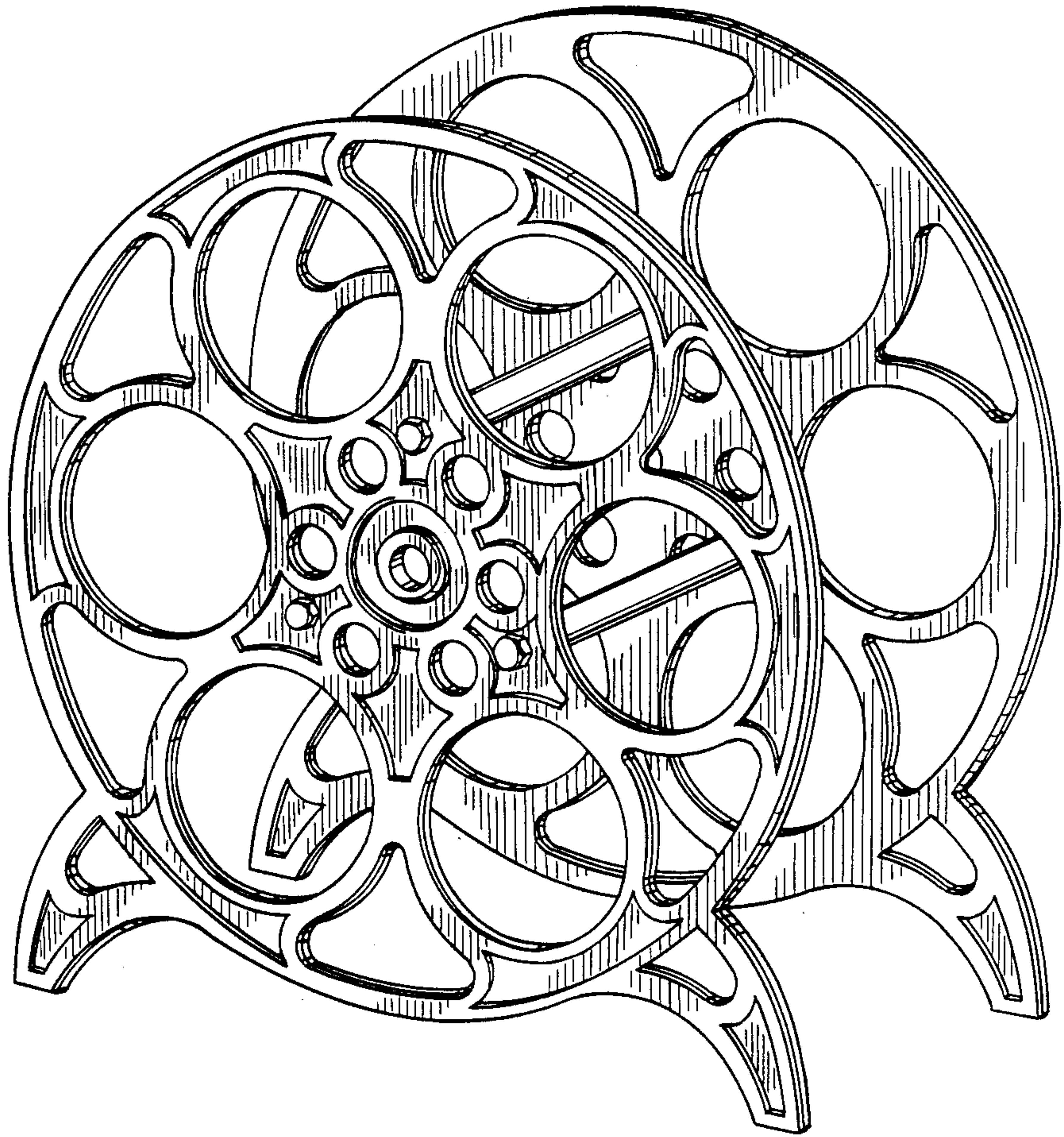


FIG. 9