

[54] **SURFACE ORNAMENTATION FOR A SHOE OUTSOLE BOTTOM**

[75] **Inventor: Michael A. Aveni, Lake Oswego, Oreg.**

[73] **Assignees: Nike, Inc.; Nike International Ltd., both of Beaverton, Oreg.**

[\*\*] **Term: 14 Years**

[21] **Appl. No.: 372,959**

[22] **Filed: Jun. 29, 1989**

[52] **U.S. Cl. .... D2/320**

[58] **Field of Search .... D2/264, 265, 274, 371, D2/317-321; 36/25 R, 28, 29, 30 R, 32 R, 43, 59 R, 59 B, 59 C, 80, 83, 102, 103, 114**

[56] **References Cited**

**U.S. PATENT DOCUMENTS**

D. 89,936	5/1934	Crossman et al. .	
D. 94,080	12/1934	Fowler .	
D. 255,176	6/1980	Fuzita .....	D2/320
D. 257,075	9/1980	Amicone et al. ....	D2/320
D. 259,150	5/1981	Cesare et al. ....	D2/320
D. 279,620	7/1985	Ueda .....	D2/310
D. 281,542	12/1985	Iwakata .....	D2/320
D. 281,543	12/1985	Nagano .....	D2/320
D. 287,304	12/1986	Peterson et al. ....	D2/320
D. 287,784	1/1987	Tong et al. ....	D2/320
D. 288,027	2/1987	Tonkel .....	D2/320
D. 293,275	12/1987	Bua .....	D2/320
D. 293,501	1/1988	Kiyosawa .....	D2/320
D. 296,150	6/1988	Diaz .....	D2/320
D. 296,724	7/1988	Peterson .....	D2/320
D. 297,885	10/1988	Tong .....	D2/320
D. 298,984	12/1988	Selbiger .....	D2/320
D. 299,788	2/1989	Kelley .....	D2/320

D. 301,385	6/1989	Weiner .....	D2/308
D. 301,658	6/1989	Hase .....	D2/320
3,442,033	5/1969	Hilburn, Jr. ....	36/114
4,316,332	2/1982	Giese et al. ....	36/28
4,364,188	12/1982	Turner et al. ....	36/31
4,559,723	12/1985	Hamy et al. ....	36/102
4,616,431	10/1986	Dassler .....	36/28
4,624,062	11/1986	Autry .....	36/114
4,697,361	10/1987	Ganter et al. ....	36/28
4,768,295	9/1988	Ito .....	36/28

**OTHER PUBLICATIONS**

Nike Brochure—LEGEND HI (published 12/82).  
 Fall 1986 Nike Catalog—even pp. 22-32 (Jan. 1986-published).  
 Fall 1987 Nike Catalog—even pp. 24-32 (Jan. 1987-published).  
 Fall 1988 Nike Catalog—even pp. 24-40 (Jan. 1988-published).

*Primary Examiner*—Louis S. Zarfaz  
*Attorney, Agent, or Firm*—Banner, Birch, McKie & Beckett

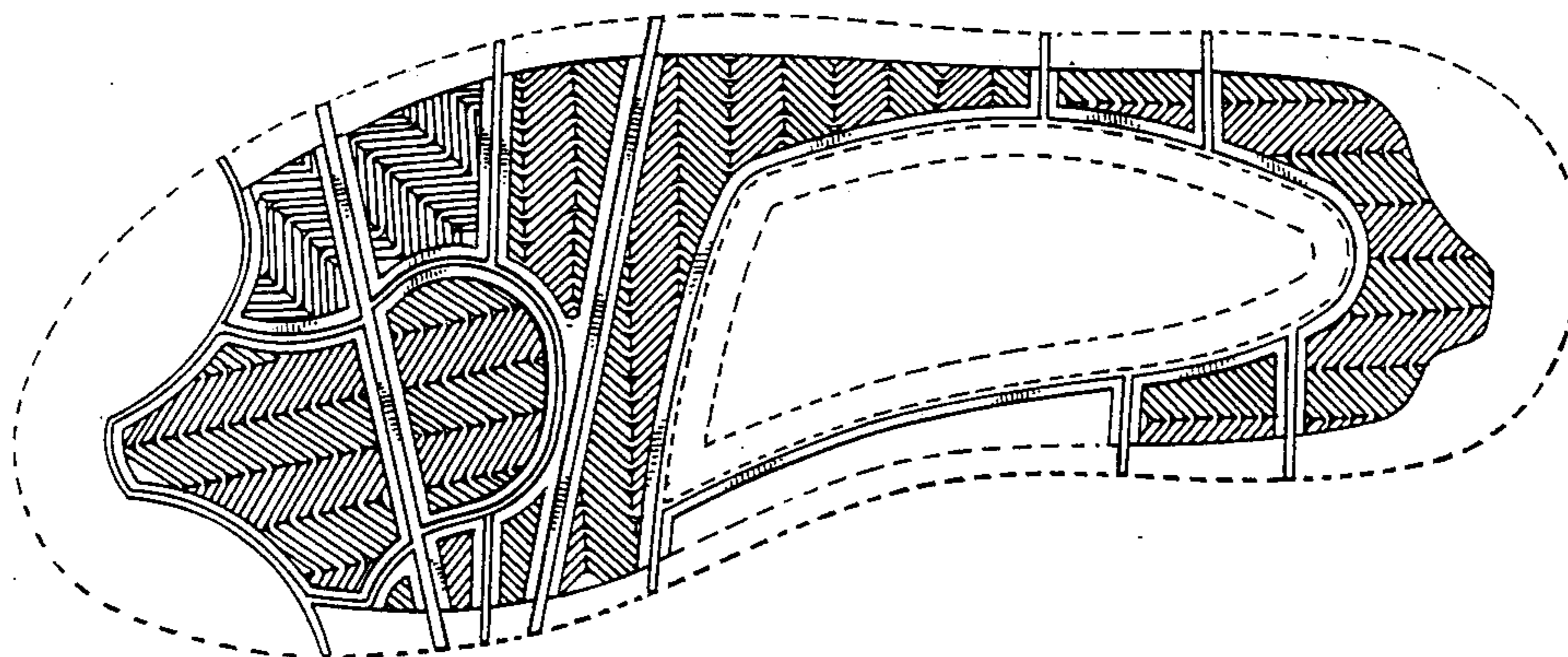
[57] **CLAIM**

The ornamental design of a surface ornamentation for a shoe outsole bottom, as shown and described.

**DESCRIPTION**

FIG. 1 is a plan view of a surface ornamentation for a shoe outsole bottom showing my new design; and FIG. 2 is a plan view of a surface ornamentation for a shoe outsole bottom showing another embodiment of my new design.

The broken lines showing a shoe outsole bottom are for illustrative purposes and form no part of the claimed design.





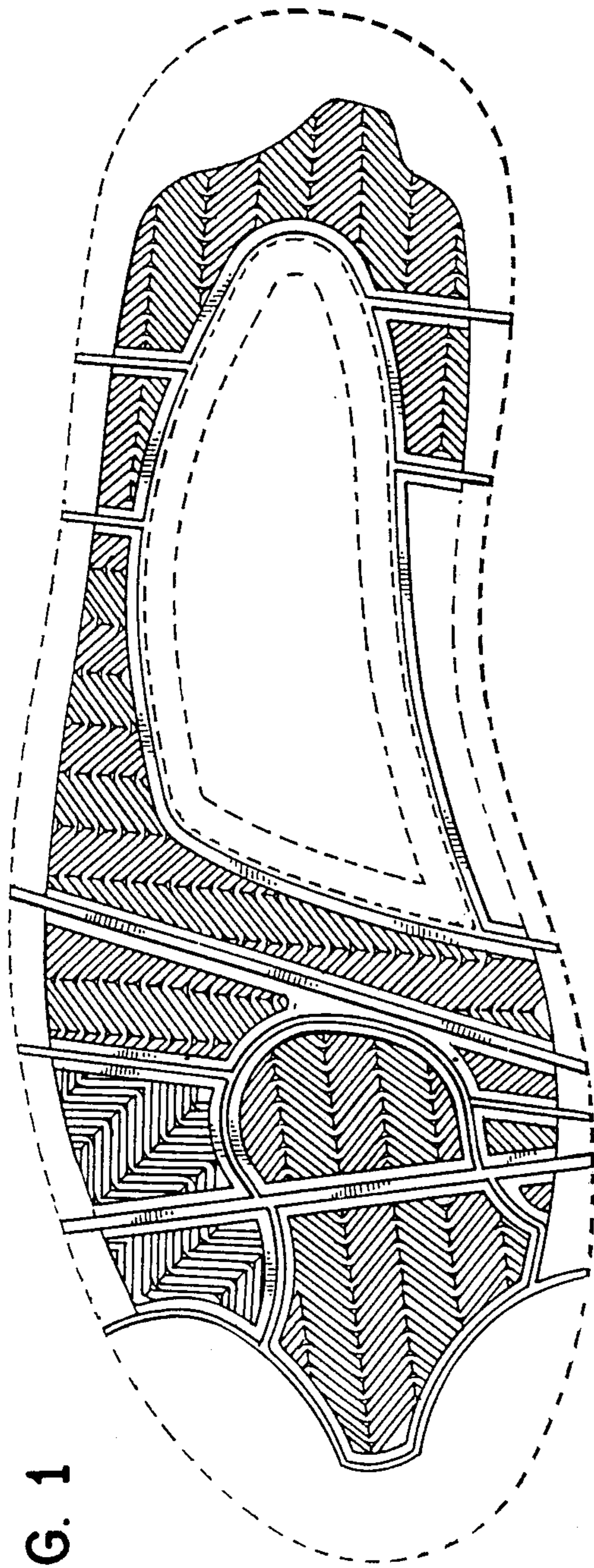


FIG. 1

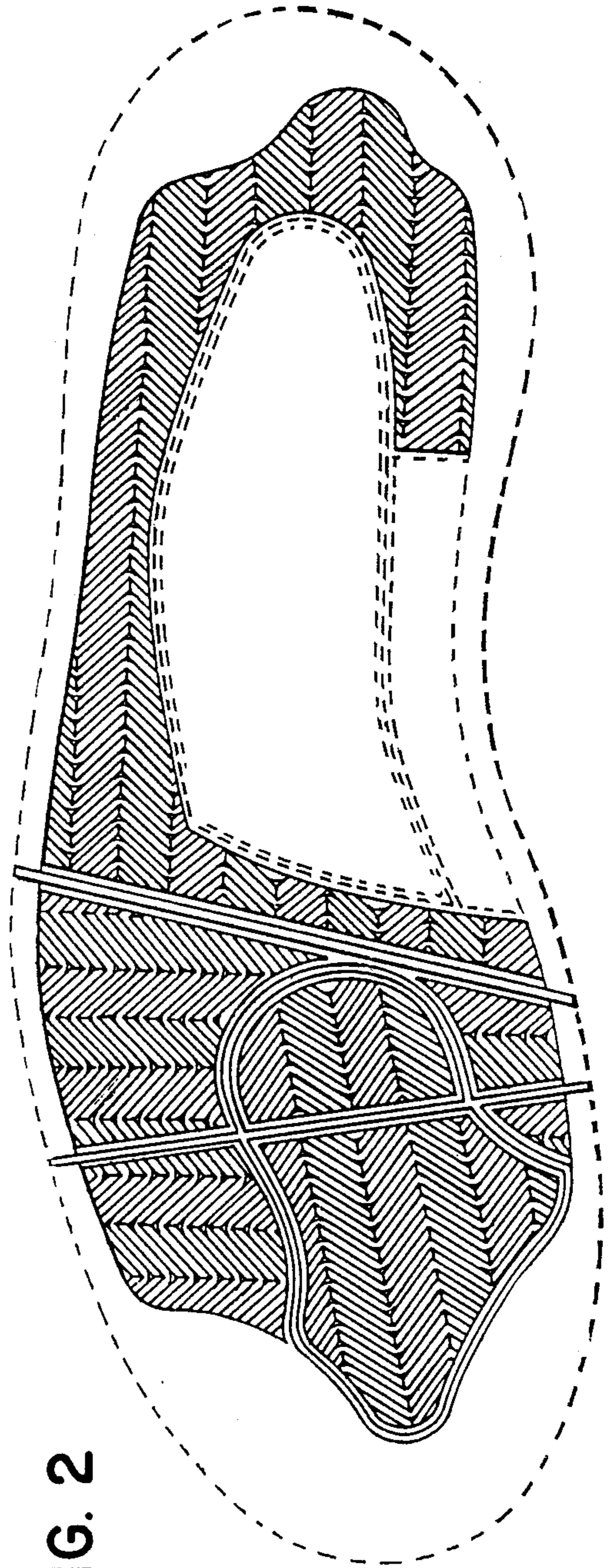


FIG. 2