

[54] COMPACT COMB, LINT BRUSH AND SHOE HORN ASSEMBLY

[76] Inventor: Ming-Long Her, No. 24, Alley 3, Lane 42, Sec. 2, Hsiang Shang Rd., Taichung, Taiwan

[**] Term: 14 Years

[21] Appl. No.: 241,562

[22] Filed: Sep. 8, 1988

[52] U.S. Cl. D28/25; D2/642; D4/117

[58] Field of Search D28/25, 30, 59, 21, D28/23; 132/73.5, 75.3, 148, 75.6, 76.2, 102-104, 143; 15/105; 206/37, 38, 235, 581; D4/116, 117, 132; D2/642

[56] References Cited

U.S. PATENT DOCUMENTS

D. 114,658	5/1939	Kahn	D28/85	X
D. 141,265	5/1945	Miller	D2/642	
1,580,832	4/1926	Ligouri	132/150	X
1,699,884	1/1929	Franke	132/103	
1,757,999	5/1930	Hagen	132/313	X
1,896,117	2/1933	Tipton	132/103	
4,336,815	6/1982	Ross	132/76.2	X

FOREIGN PATENT DOCUMENTS

1267138 of 1961 France 132/143

OTHER PUBLICATIONS

Hong Kong Enterprise 7/1987 p. 163 Item #P-0122.
Hong Kong Enterprise 11/1987, p. 242 bottom left; Comb Compact on left.

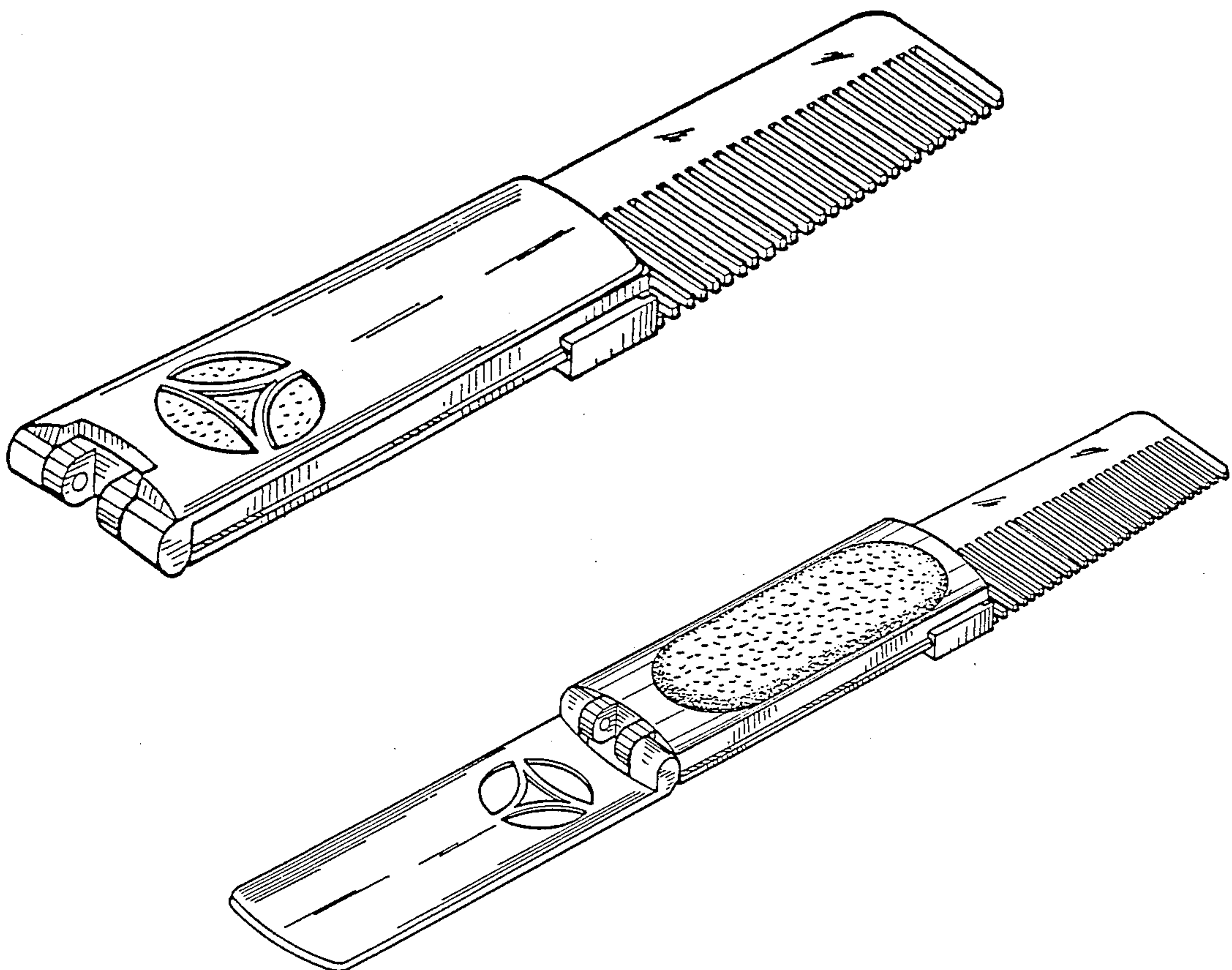
Primary Examiner—Bernard Ansher
Assistant Examiner—C. Tuttle
Attorney, Agent, or Firm—Bacon & Thomas

[57] CLAIM

The ornamental design for a compact comb, lint brush and shoe horn assembly, as shown and described.

DESCRIPTION

FIG. 1 is a top front perspective view of a compact comb, lint brush and shoe horn assembly showing my new design;
FIG. 2 is a front elevational view thereof;
FIG. 3 is a rear elevational view thereof;
FIG. 4 is a left side elevational view thereof;
FIG. 5 is a right side elevational view thereof;
FIG. 6 is a top plan view thereof;
FIG. 7 is a bottom plan view thereof;
FIG. 8 is a perspective view in and open position; and
FIG. 9 is a perspective view in a closed position.



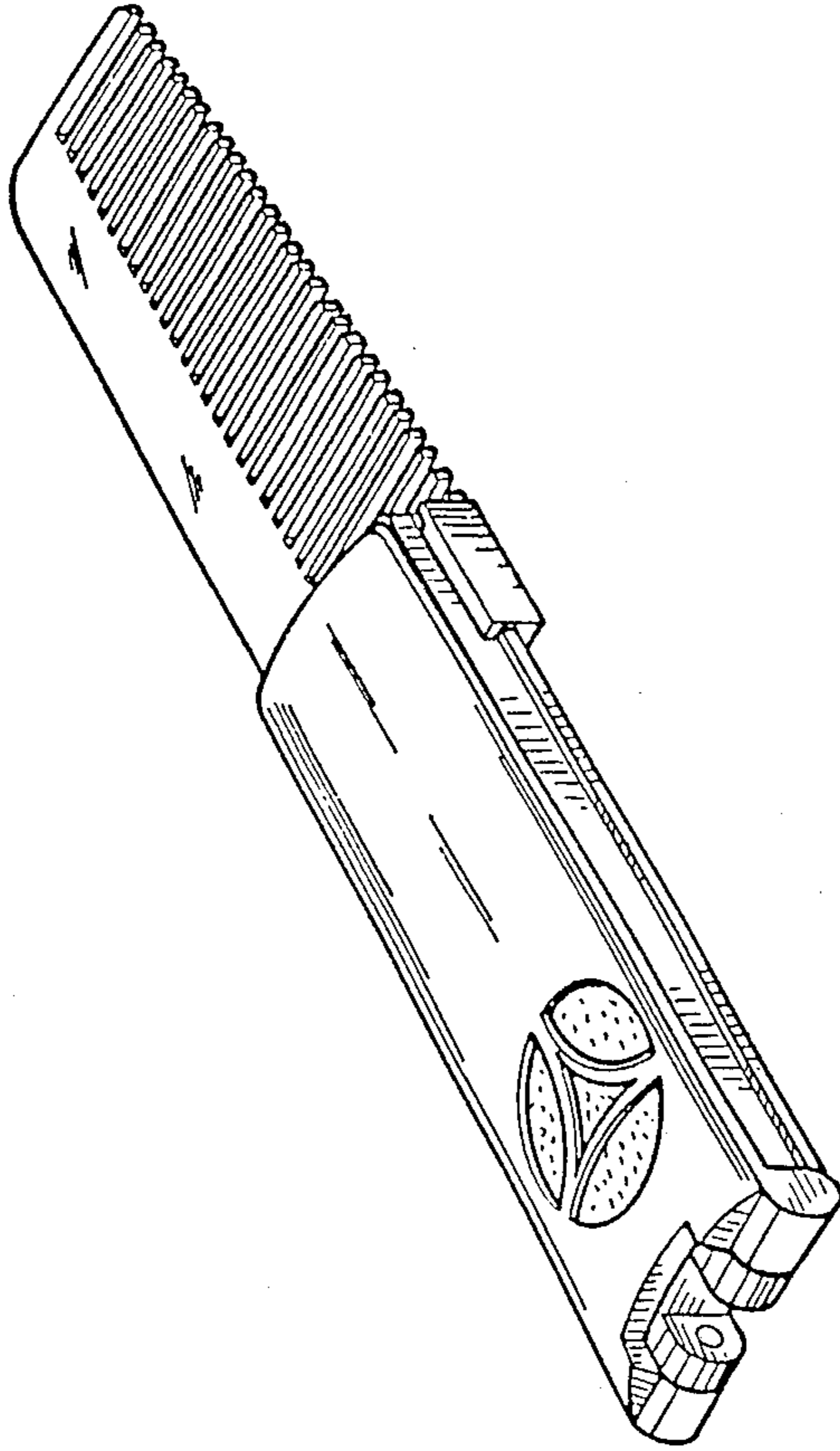


FIG. 1

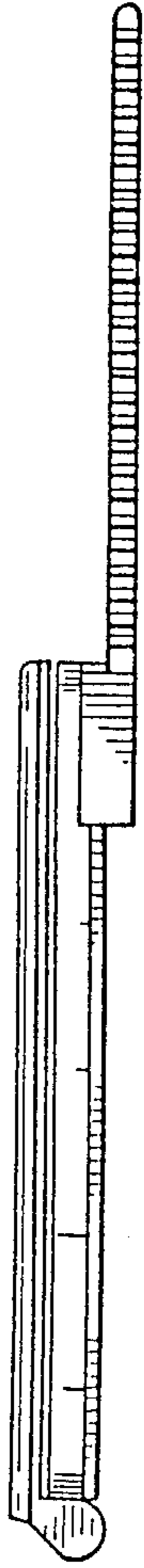


FIG. 2.

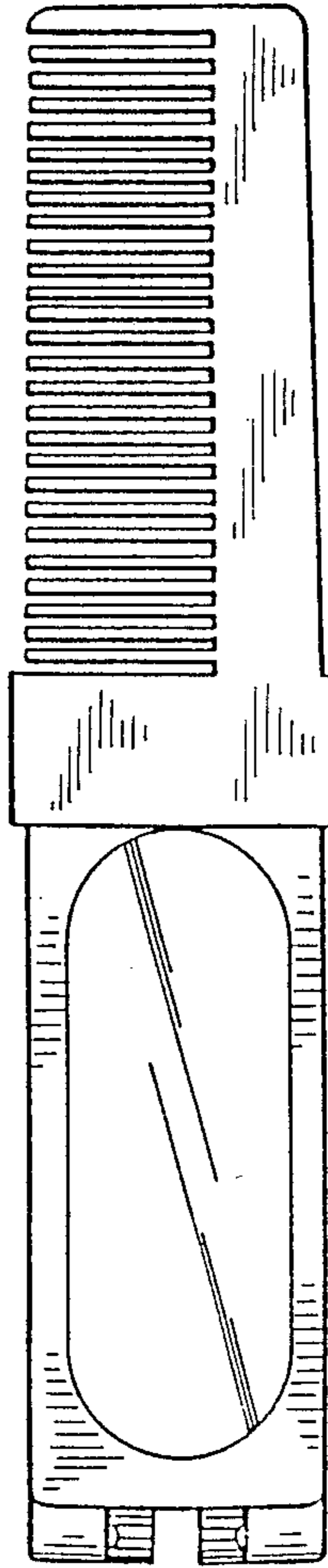


FIG. 7.

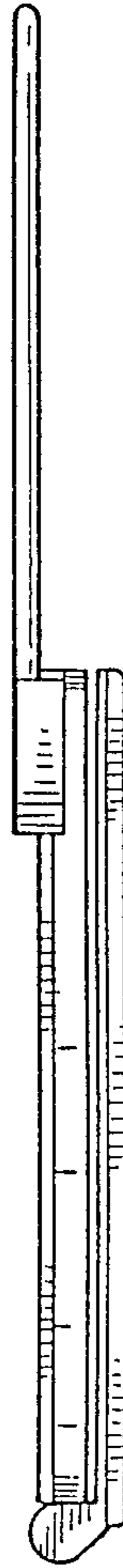


FIG. 3.

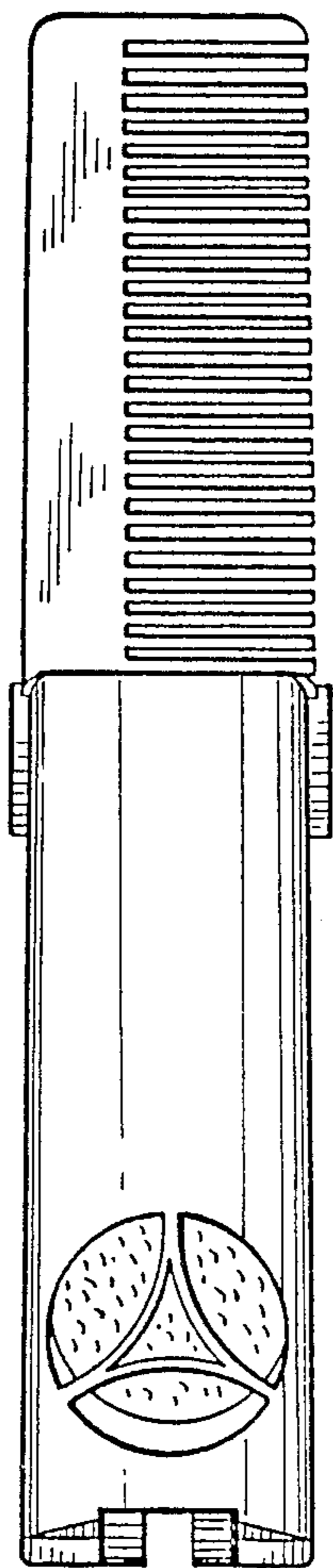


FIG. 6.



FIG. 5.



FIG. 4.

FIG. 8.

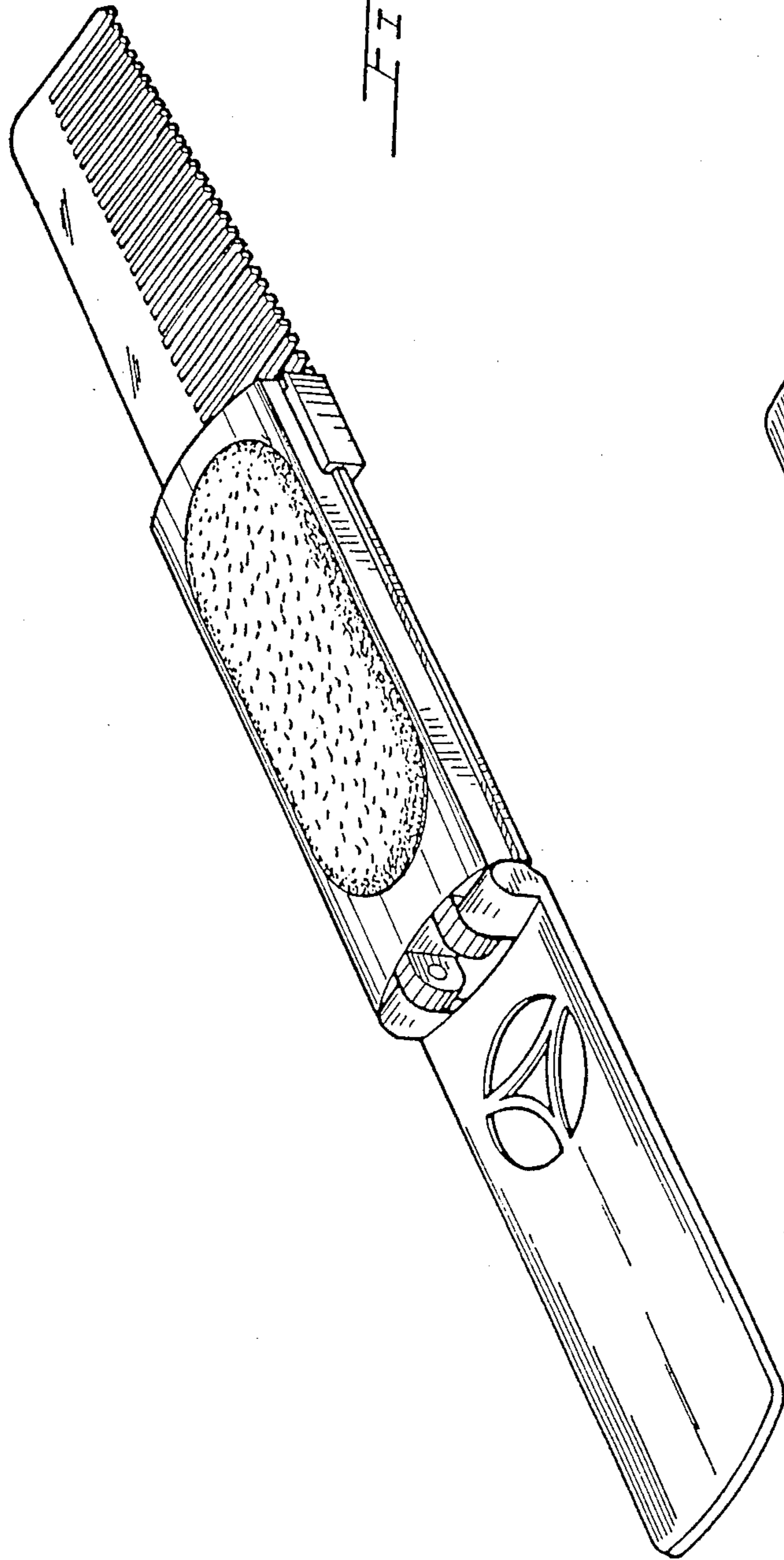


FIG. 9.

