

[54] COMBINED CIGARETTE LIGHTER AND CLIP

[76] Inventor: Kenneth D. Eisenbraun, 256 Executive Dr., Troy, Mich. 48083

[**] Term: 14 Years

[21] Appl. No.: 98,676

[22] Filed: Sep. 21, 1987

[52] U.S. Cl. D27/142; D27/154; D27/156

[58] Field of Search D27/142, 143, 144, 161, D27/172, 193, 194; D19/56, 81, 83, 84; 431/253; D3/100; 24/10 R, 11 HC; 206/252, 269; 224/230

[56] References Cited

U.S. PATENT DOCUMENTS

- D. 24,768 10/1895 Wood D19/56
- D. 39,989 5/1909 Duryea D19/56
- D. 165,253 11/1951 Ward 224/252 X
- D. 203,101 12/1965 Holder 224/252 X

- D. 246,997 1/1978 Nitta D27/156
- D. 261,775 11/1981 Valigura D27/161 X
- 2,547,620 4/1951 Capano 206/94 X
- 3,091,378 5/1963 O'Dwyer 224/252
- 3,326,433 6/1967 Koch 224/252 X
- 3,937,373 2/1976 Artz 224/252 X
- 4,705,086 11/1987 O'Neill 224/269 X

Primary Examiner—Susan J. Lucas
Assistant Examiner—Joel Sincavage
Attorney, Agent, or Firm—Krass & Young

[57] CLAIM

The ornamental design for a combined cigarette lighter and clip, as shown and described.

DESCRIPTION

FIG. 1 is a front perspective view of a combined cigarette lighter and clip showing my new design; FIG. 2 is a left side elevational view thereof; FIG. 3 is a front elevational view thereof; FIG. 4 is a right side elevational view thereof; FIG. 5 is a rear elevational view thereof; FIG. 6 is a top plan view thereof; and FIG. 7 is a bottom plan view thereof.




FIG - 1





FIG - 2




FIG - 3




FIG - 4




FIG - 5

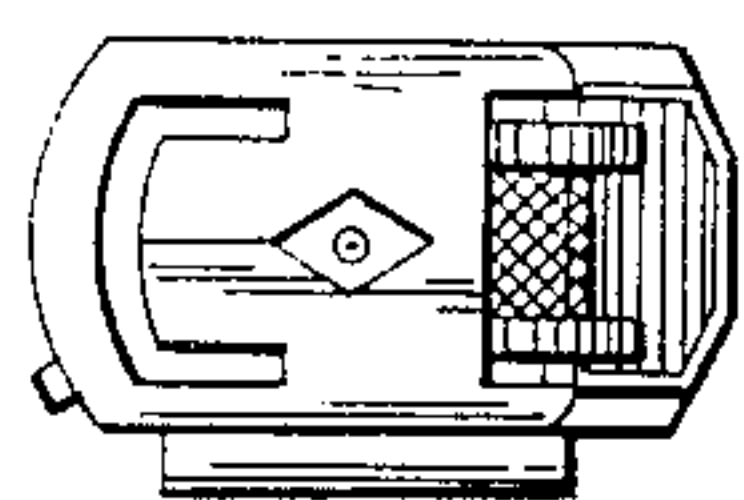


FIG - 6

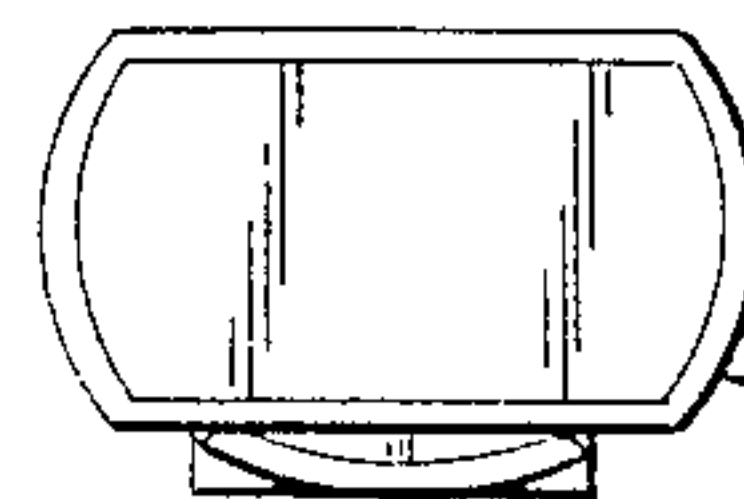


FIG - 7