

[54] **STOVE**

[75] **Inventor: Jeffrey P. Greene, West Kingston, R.I.**

[73] **Assignee: Nu-Tec Incorporated, East Greenwich, R.I.**

[\*\*] **Term: 14 Years**

[21] **Appl. No.: 169,339**

[22] **Filed: Mar. 17, 1988**

[52] **U.S. Cl. .... D23/346**

[58] **Field of Search ..... D23/343, 346, 350;  
126/66, 67, 77, 76**

[56] **References Cited**

**U.S. PATENT DOCUMENTS**

|            |         |                         |         |
|------------|---------|-------------------------|---------|
| D. 199,656 | 11/1964 | Rogers, Jr. et al. .... | D23/350 |
| D. 208,891 | 10/1967 | Wilkinson .....         | D23/350 |
| D. 276,457 | 11/1984 | Heger .....             | D23/343 |
| D. 286,321 | 10/1986 | Catry .....             | D23/346 |

**OTHER PUBLICATIONS**

Waterford Stoves of Ireland Advertisement for the Leprechaun Model 100B, ©1987.

The Fireplace by Vermont Castings™ Advertising Brochure, '83.

1985 New Product Guide to Products on Display at WHA 1985 International Trade Show, p. 7, Jotul American Fireplace Stove #3.

Vermont Castings, Inc., ©1980, front cover, Vermont Castings Stove.

*Primary Examiner*—James M. Gandy

*Assistant Examiner*—Lisa Lichtenstein

[57] **CLAIM**

The ornamental design for a stove, as shown and described.

**DESCRIPTION**


FIG. 1 is a top plan view of a stove showing my new design;

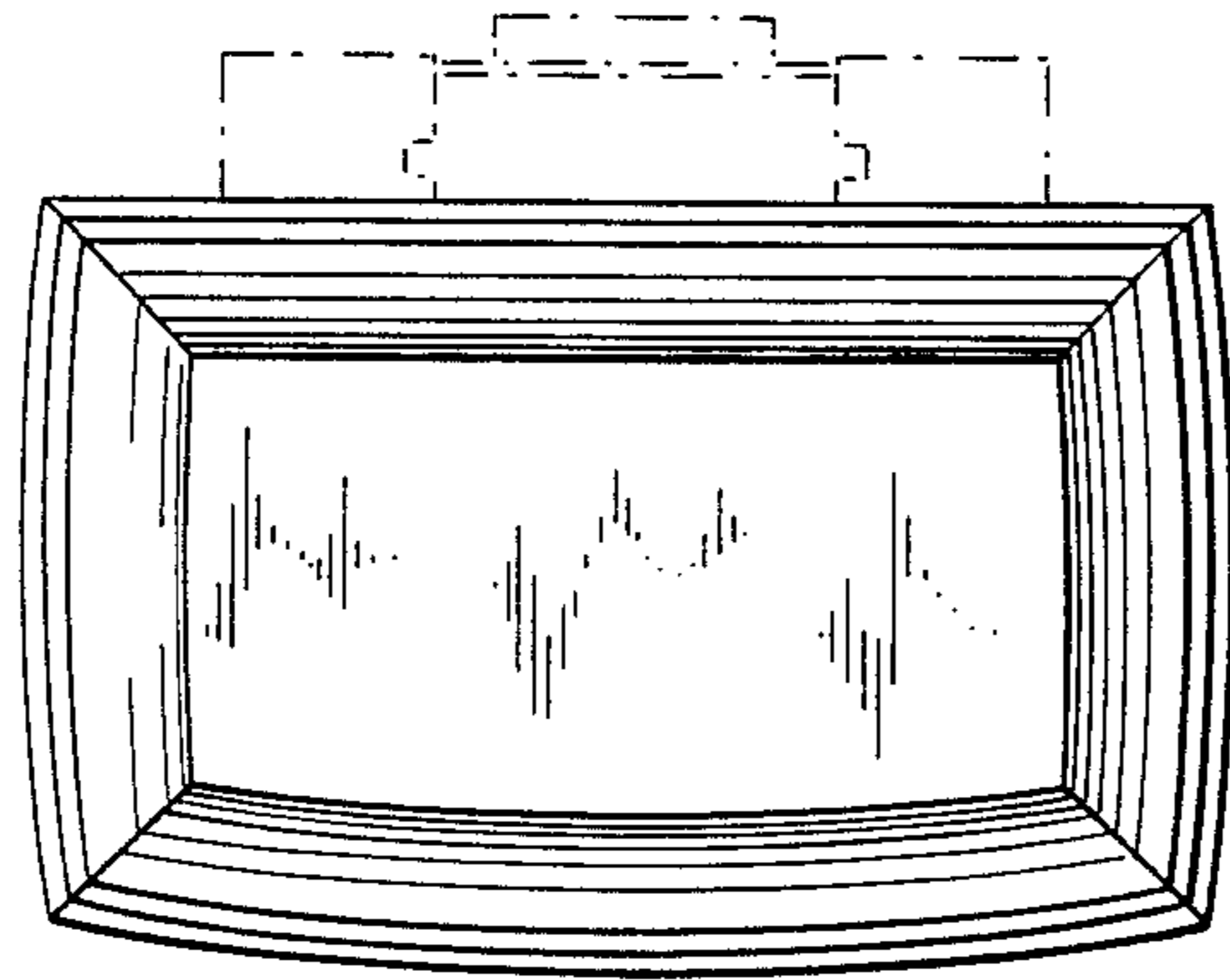
FIG. 2 is a side elevation view thereof, the opposite side being a mirror image of that shown;

FIG. 3 is a front elevation view thereof; and

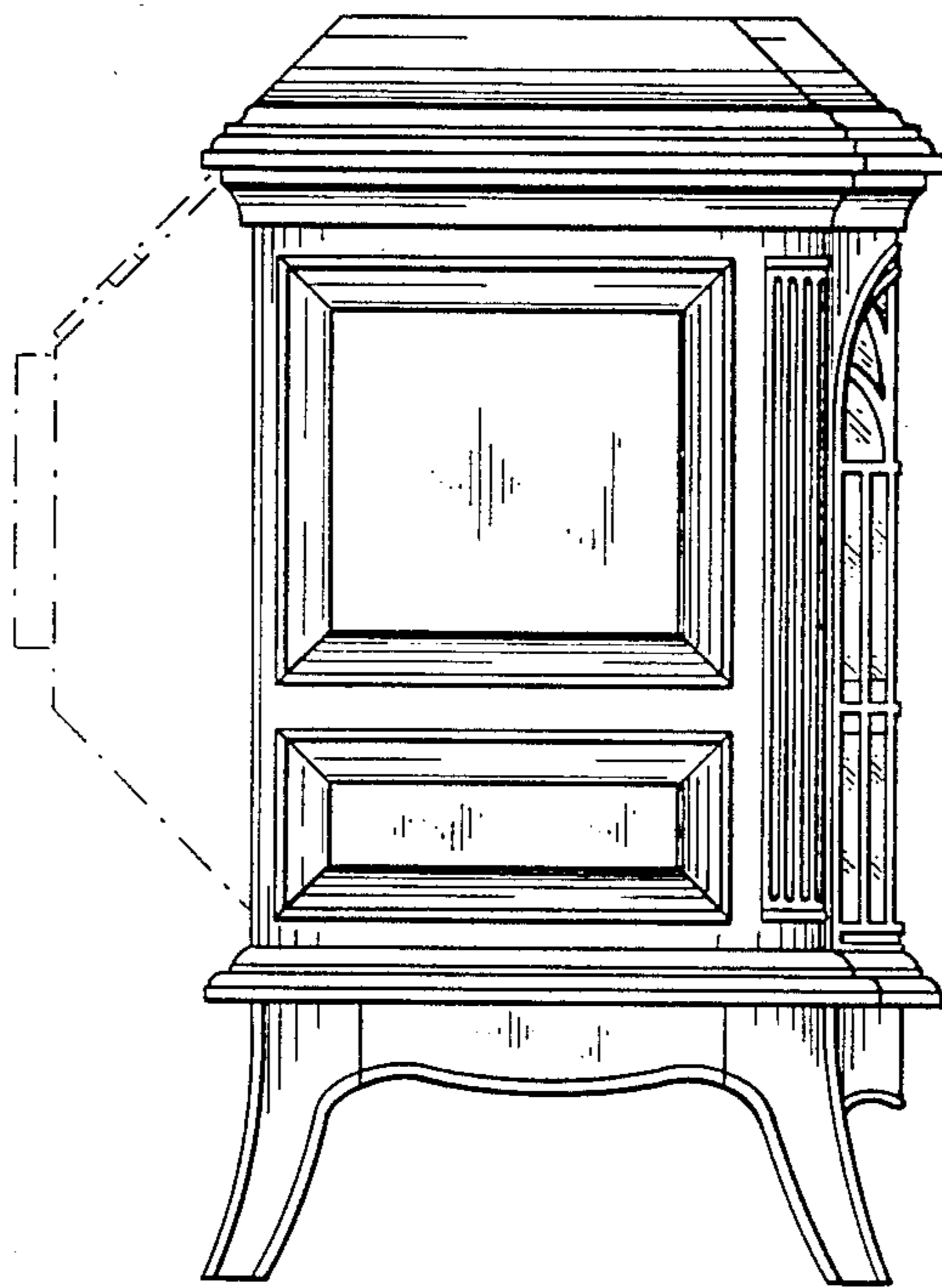
FIG. 4 is a rear elevation view thereof.

The broken-line showing of environmental structure in FIGS. 1, 2 and 4, is for illustrative purposes only and forms no part of the claimed design.





*FIG. 1*



*FIG. 2*




FIG. 3

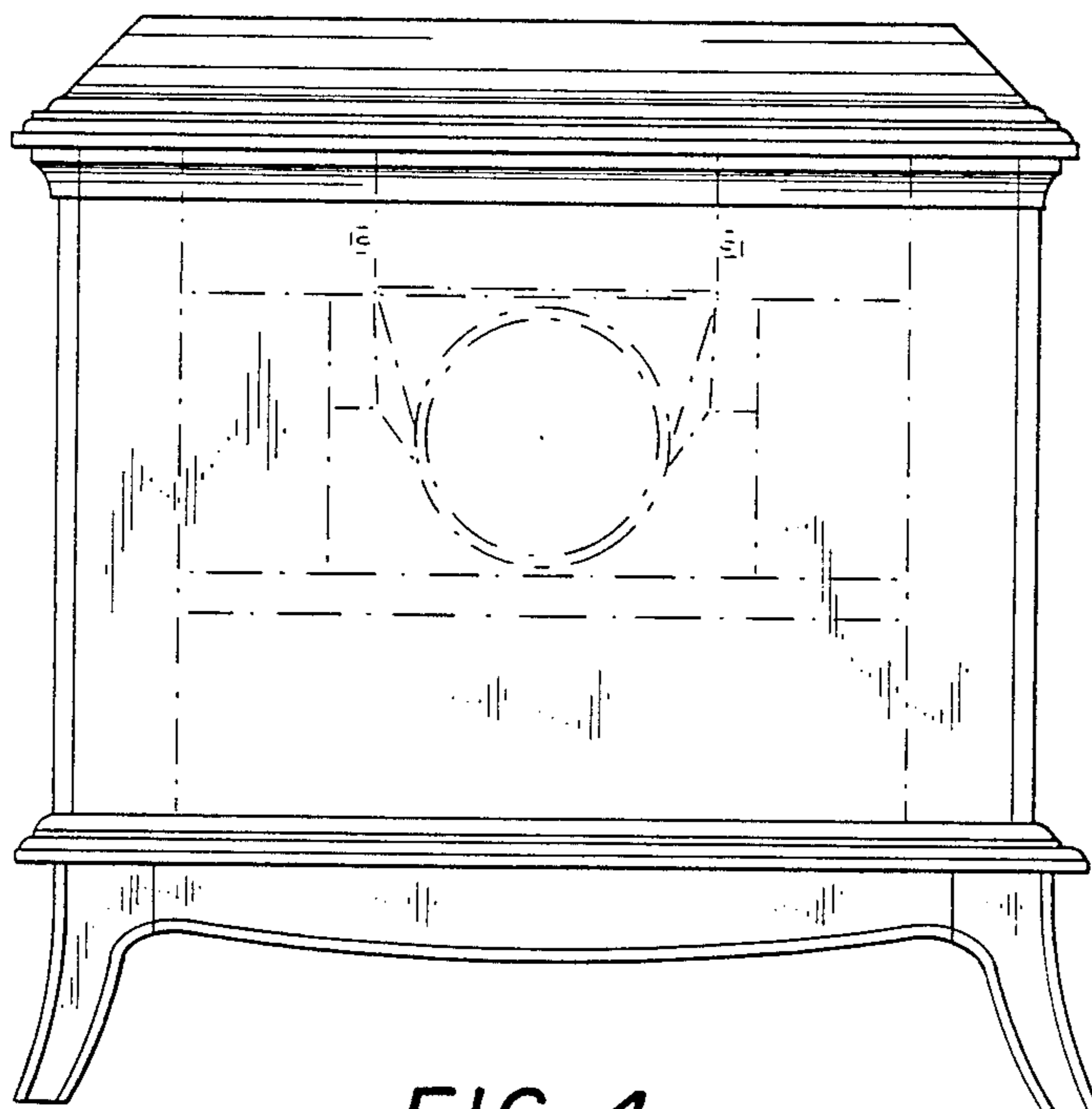


FIG. 4