

# United States Patent [19]

Kim et al.

[11] Patent Number: Des. 313,041

[45] Date of Patent: \*\* Dec. 18, 1990

[54] **BALL-POINT PEN**

[75] Inventors: **Suk J. Kim**, Seoul, Rep. of Korea;  
**Atsushi Deguchi**, Tokyo; **Sadao Yoshinaga**, Ichikawa, both of Japan

[73] Assignee: **Yoshinaga Prince Company Limited**, Tokyo, Japan

[\*\*] Term: **14 Years**

[21] Appl. No.: **19,494**

[22] Filed: **Feb. 26, 1987**

[30] **Foreign Application Priority Data**

Aug. 29, 1986 [JP] Japan ..... 61-33886

[52] U.S. Cl. .... **D19/42; D19/41; D21/161**

[58] Field of Search ..... D19/35, 36, 41-51, D19/54-58; D21/161

[56] **References Cited**

**U.S. PATENT DOCUMENTS**

D. 155,996 11/1949 Gowland ..... D19/42

D. 160,471 10/1952 Cambell ..... D21/161

D. 169,310 4/1953 Fullerton ..... D21/161  
D. 172,272 5/1954 Ewing ..... D21/161 X  
D. 177,084 3/1956 Cluzin ..... D21/161  
D. 242,762 12/1976 Wolfe ..... D21/161  
D. 298,263 10/1988 Perry et al. .... D19/42  
2,182,642 12/1939 Rexford ..... D21/161 X

*Primary Examiner*—Bruce W. Dunkins  
*Assistant Examiner*—Martha Thompson  
*Attorney, Agent, or Firm*—Abelman, Frayne, Rezac & Schwab

[57] **CLAIM**

The ornamental design for a ball-point pen, as shown and described.

**DESCRIPTION**

FIG. 1 is an upper right perspective view of a ball-point pen showing my new design;  
FIG. 2 is a front elevational view;  
FIG. 3 is a right elevational view, the left side being a mirror image thereof;  
FIG. 4 is a rear elevational view;  
FIG. 5 is a top plan view; and  
FIG. 6 is a bottom plan view thereof.

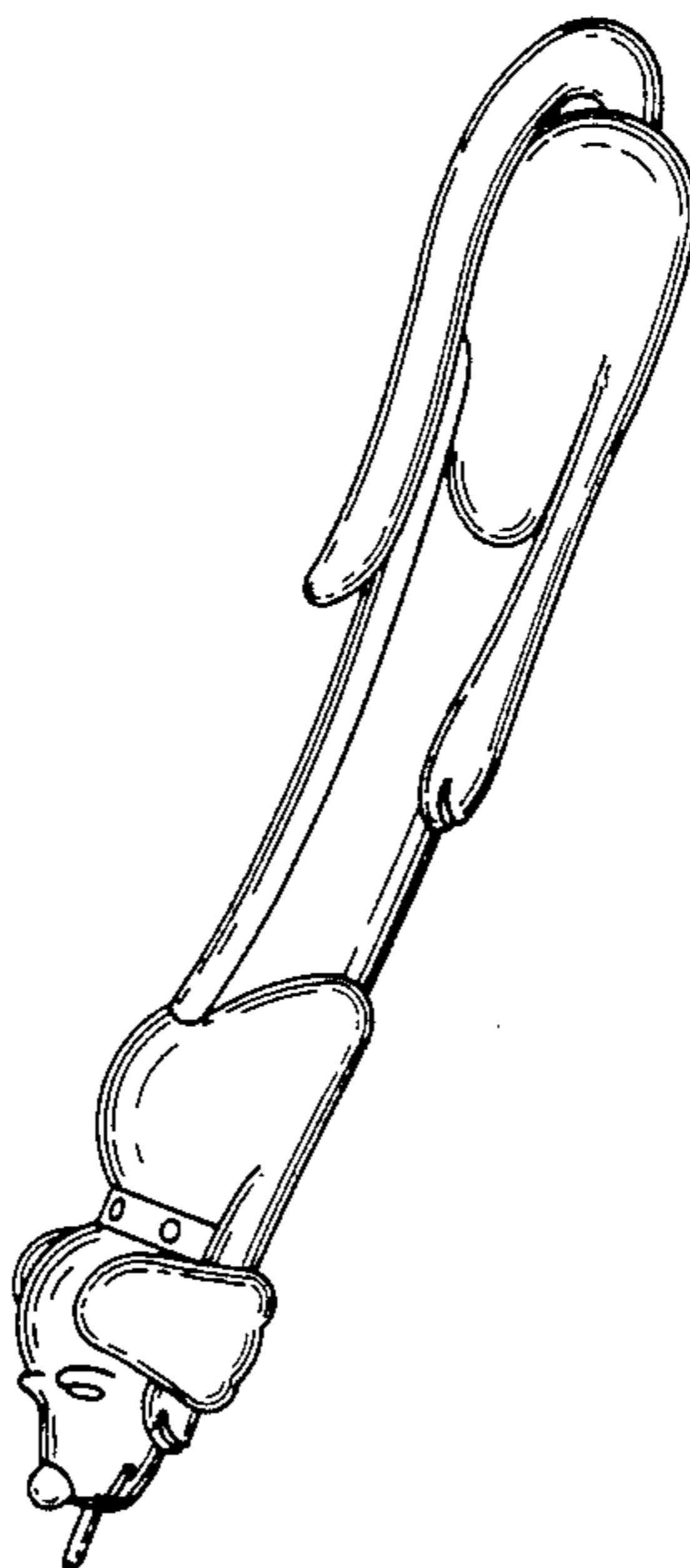


FIG.2 FIG.3 FIG.4

FIG.1

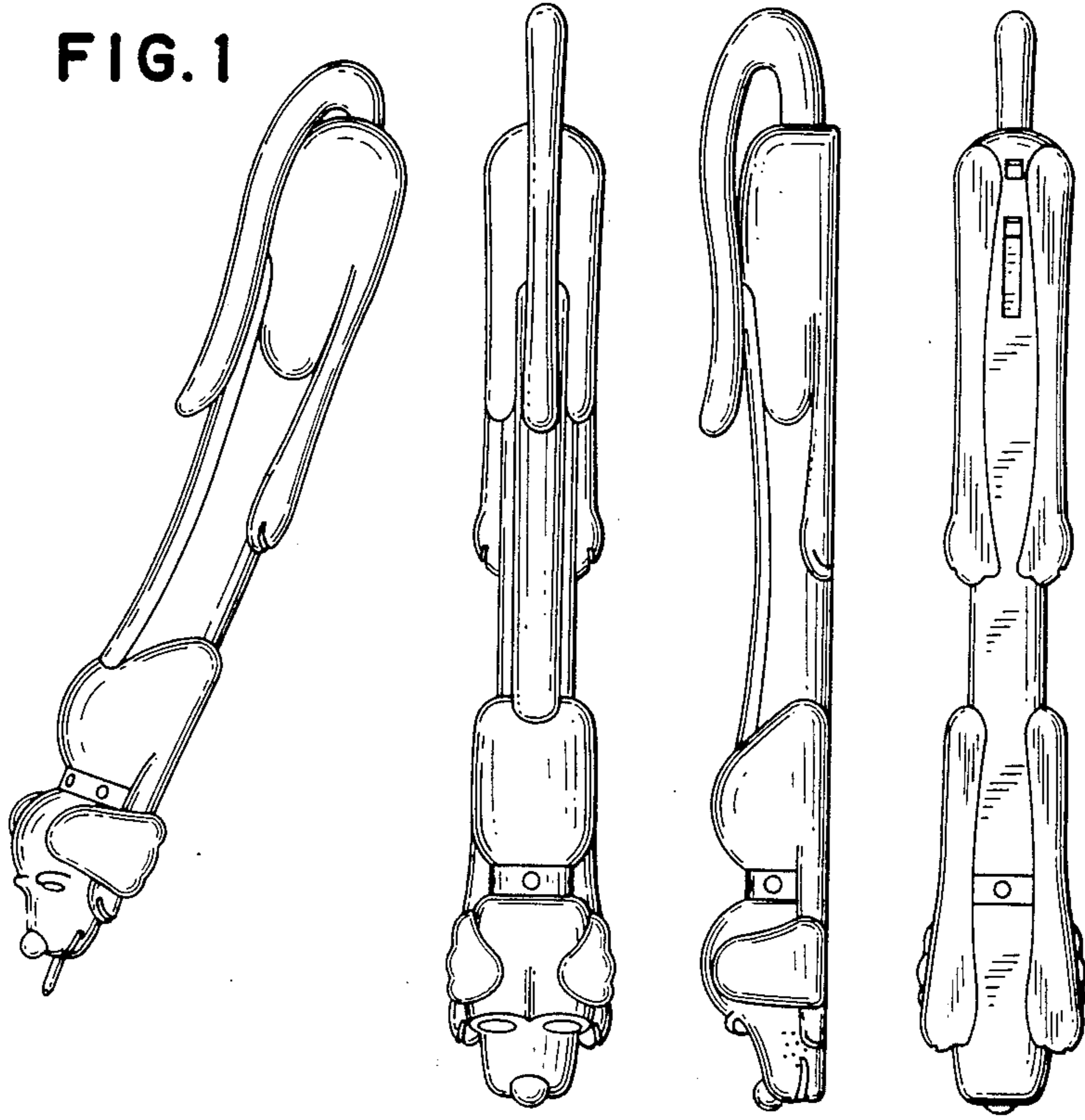


FIG.5

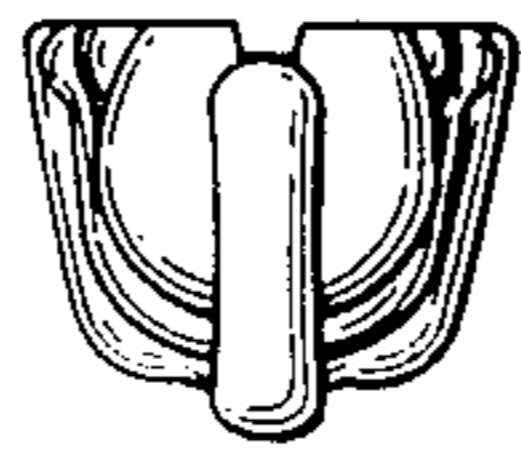


FIG.6

