

[54] ELECTRONIC KEYBOARD MUSICAL INSTRUMENT

[75] Inventor: Masaki Koide, Kunitachi, Japan  
[73] Assignee: Casio Computer Co., Ltd., Tokyo, Japan  
[\*\*] Term: 14 Years  
[21] Appl. No.: 231,542  
[22] Filed: Aug. 11, 1988  
[52] U.S. Cl. .... D17/1; D17/5  
[58] Field of Search ..... D17/1, 2, 5, 6, 7, 9, D17/99; D21/64; 84/174-177, 423, 615, 644, 653, 719, 744

[56] References Cited  
U.S. PATENT DOCUMENTS

D. 200,439	2/1965	Rhodes	.....	D17/7
D. 258,214	2/1981	Kira	.....	D17/5
4,635,521	1/1987	Bellini	.....	84/177
4,653,375	3/1987	Honda et al.	.....	84/719

OTHER PUBLICATIONS

HFD, 9/1/86, p. 64.  
HFD, 3/14/88, p. 103 (Casio Keyboard).  
*Primary Examiner*—Melvin B. Feifer  
*Assistant Examiner*—Adir Aronovich  
*Attorney, Agent, or Firm*—Frishauf, Holtz, Goodman & Woodward

[57] CLAIM

The ornamental design for an electronic keyboard musical instrument, as shown.

DESCRIPTION

FIG. 1 is a front elevation view of an electronic keyboard musical instrument showing my new design; FIG. 2 is a top plan view thereof; FIG. 3 is a right side elevation view thereof; FIG. 4 is a left side elevation view; FIG. 5 is a bottom plan view thereof; FIG. 6 is a rear elevation view thereof; and FIG. 7 is a top, front perspective view thereof.

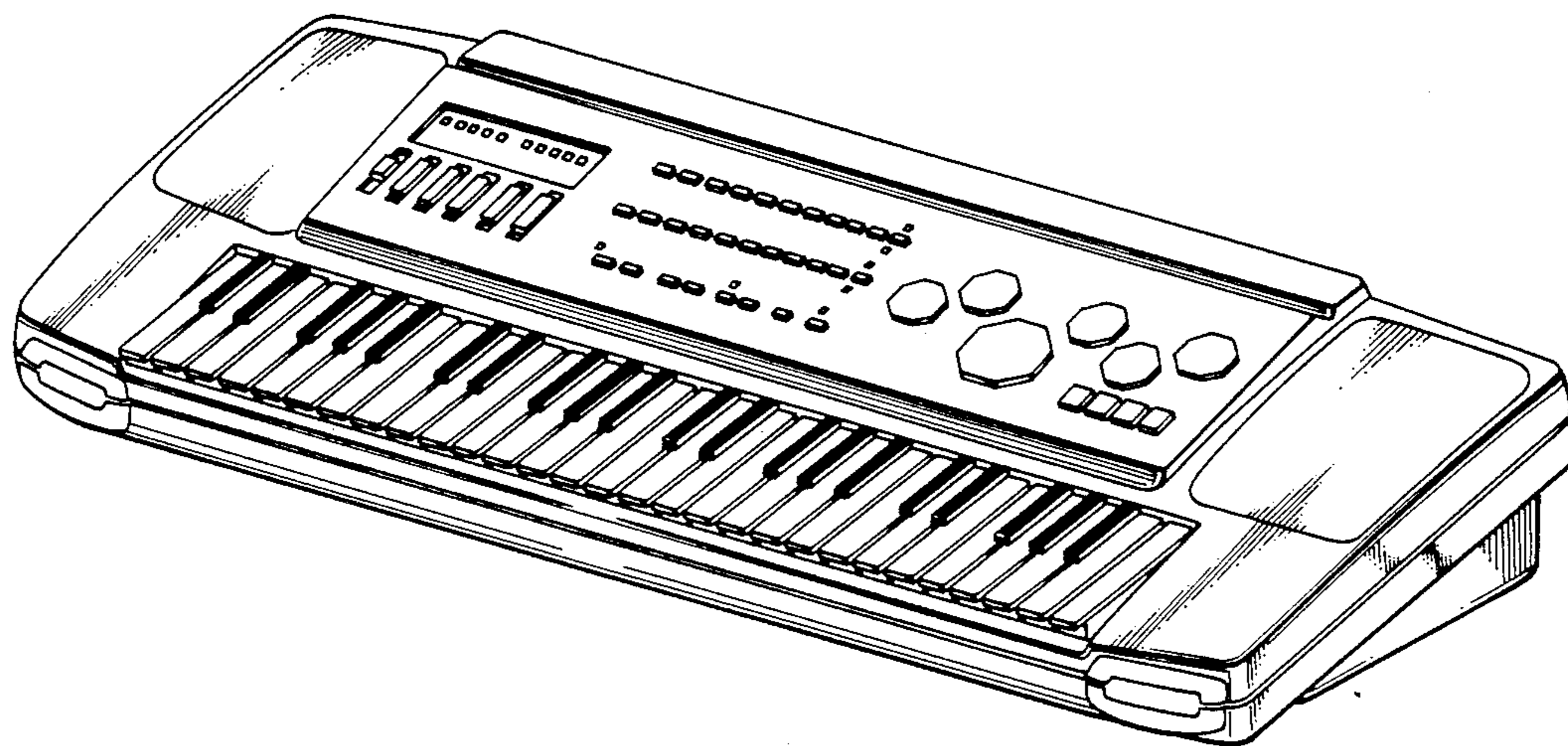


FIG. 2



FIG. 1

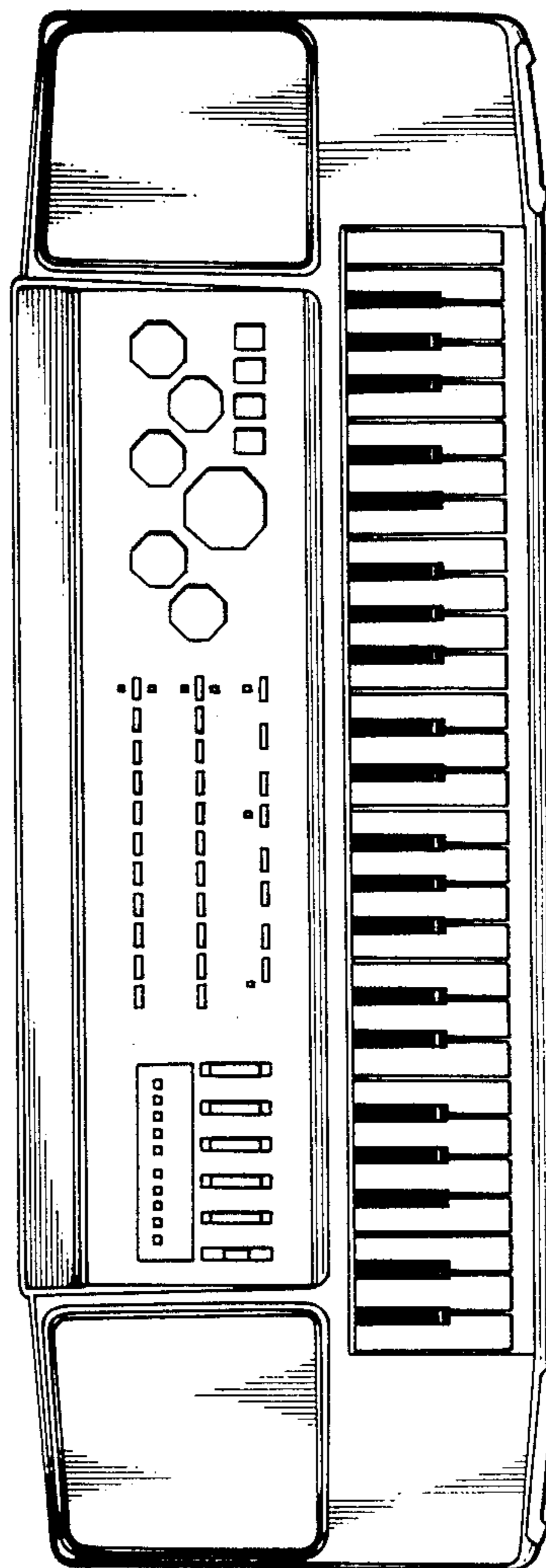


FIG. 4

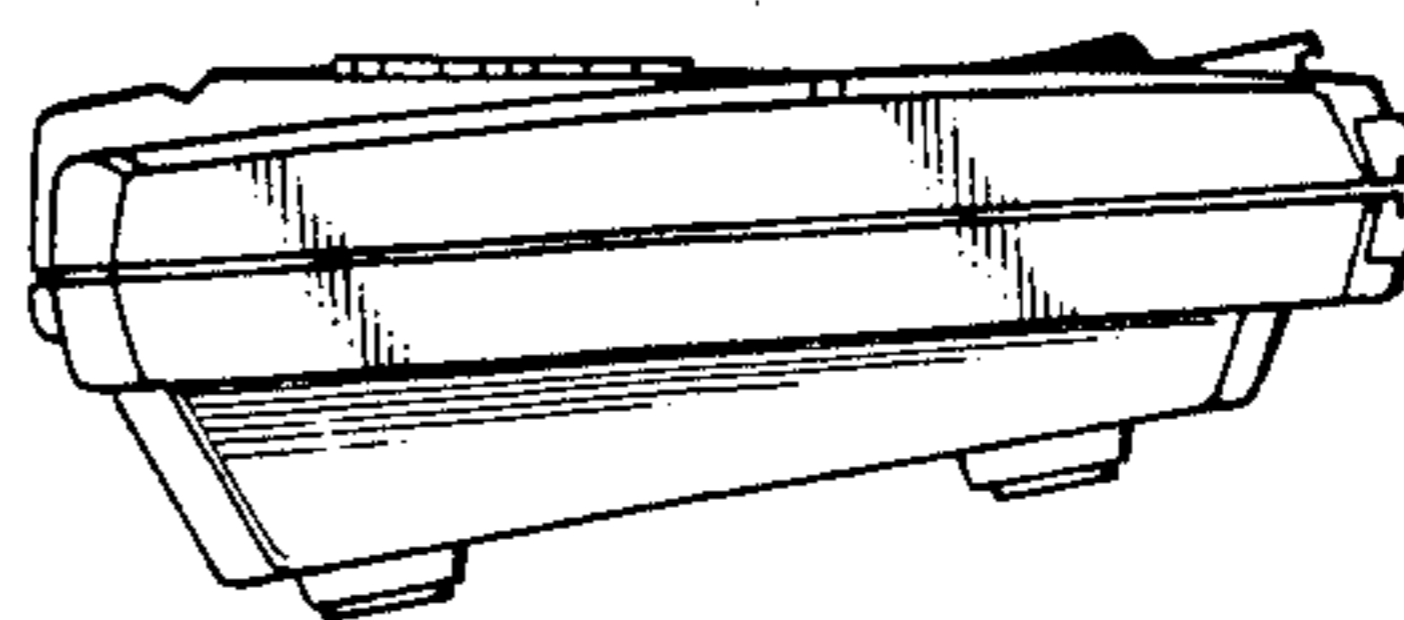


FIG. 3

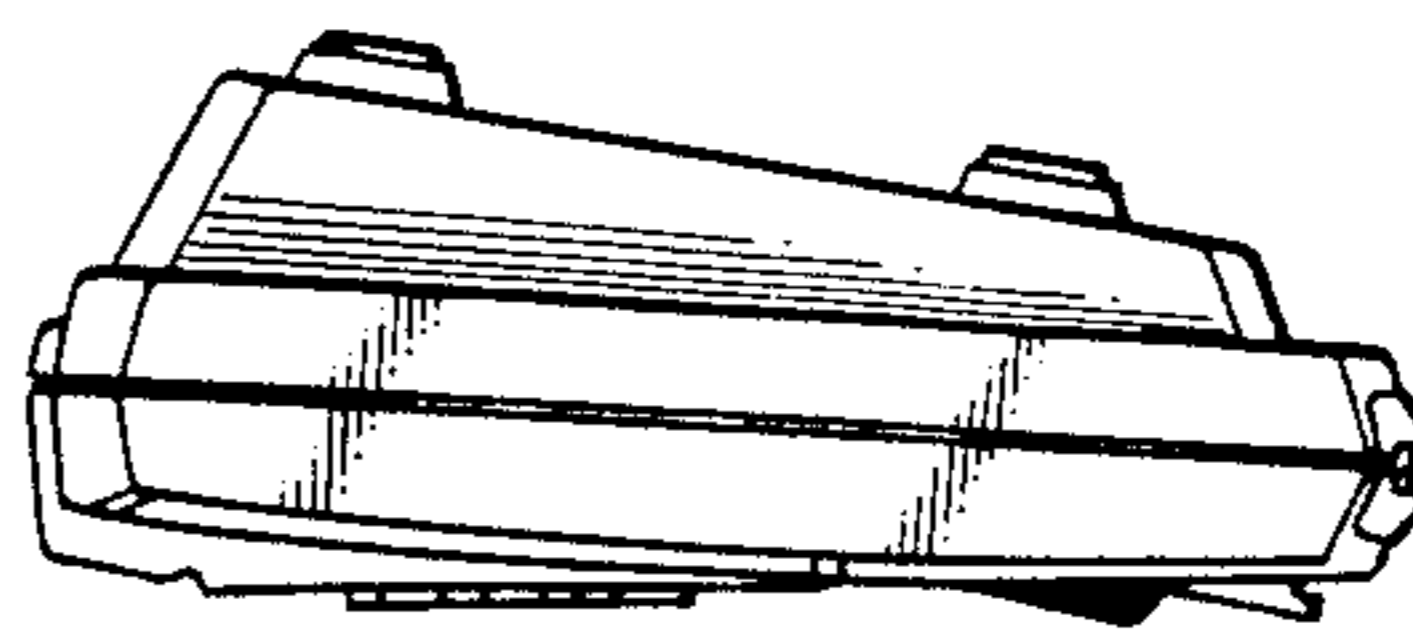


FIG. 6




FIG. 5

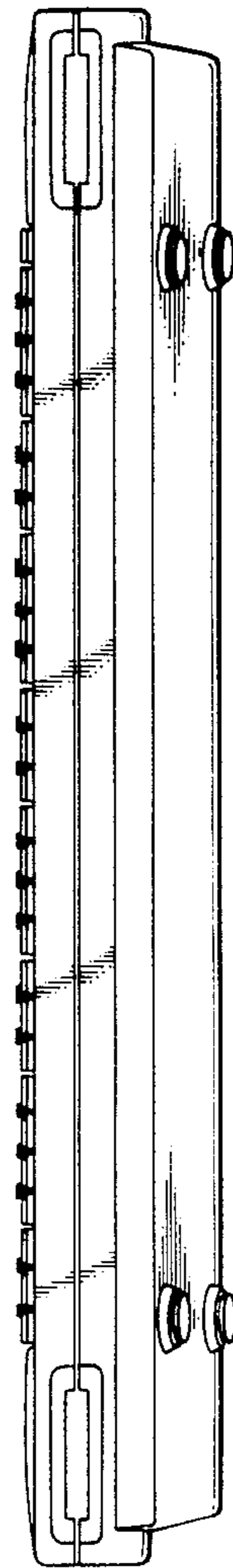


FIG. 7

