

[54] **CLOCK**
 [75] **Inventor: Seiji Odaka, Tokyo, Japan**
 [73] **Assignee: Seikosha Co., Ltd., Japan**
 [**] **Term: 14 Years**
 [21] **Appl. No.: 83,418**
 [22] **Filed: Aug. 7, 1987**

[30] **Foreign Application Priority Data**
 Feb. 9, 1987 [JP] Japan 62-4670
 [52] **U.S. Cl. D10/28**
 [58] **Field of Search D10/1, 21-23,**
 D10/27-28; 368/107-112, 185, 187, 228, 276

[56] **References Cited**
 U.S. PATENT DOCUMENTS
 D. 67,863 7/1925 Wheless D10/28
 D. 85,095 9/1931 Graff D10/28
 D. 85,099 9/1931 Kaefer D10/28
 D. 92,677 7/1934 Rainbault D10/28
 D. 97,952 12/1935 Patten D10/28
 D. 102,581 12/1936 Schlenker D10/28
 D. 117,896 12/1939 Bruce D10/28
 D. 118,143 12/1939 Williams D10/28
 D. 163,567 6/1951 Bruce D10/28
 D. 290,233 6/1987 Bulgari D10/6

D. 300,007 2/1989 Booty D10/28
 D. 302,129 7/1989 Suzuki D10/28

OTHER PUBLICATIONS

Best Catalog, 1982/83, p. 275, clock #3.
Jewelers' Circular-Keystone, 9/1984, p. 84.
Best Catalog, 8/1985, p. 246, #7 and 9.
Home Furnishings Digest, 7/1987, p. 75, 5 clocks as marked.


Primary Examiner—Nelson C. Holtje
Assistant Examiner—Gary D. Watson
Attorney, Agent, or Firm—Bruce L. Adams; Van C. Wilks

[57] **CLAIM**

The ornamental design for a clock, as shown and described.

DESCRIPTION

FIG. 1 is a front elevational view of a clock showing my new design;
 FIG. 2 is a rear elevational view thereof;
 FIG. 3 is a top plan view thereof;
 FIG. 4 is a bottom plan view thereof;
 FIG. 5 is a left side elevational view thereof;
 FIG. 6 is a right side elevational view thereof; and
 FIG. 7 is a front right perspective view thereof.



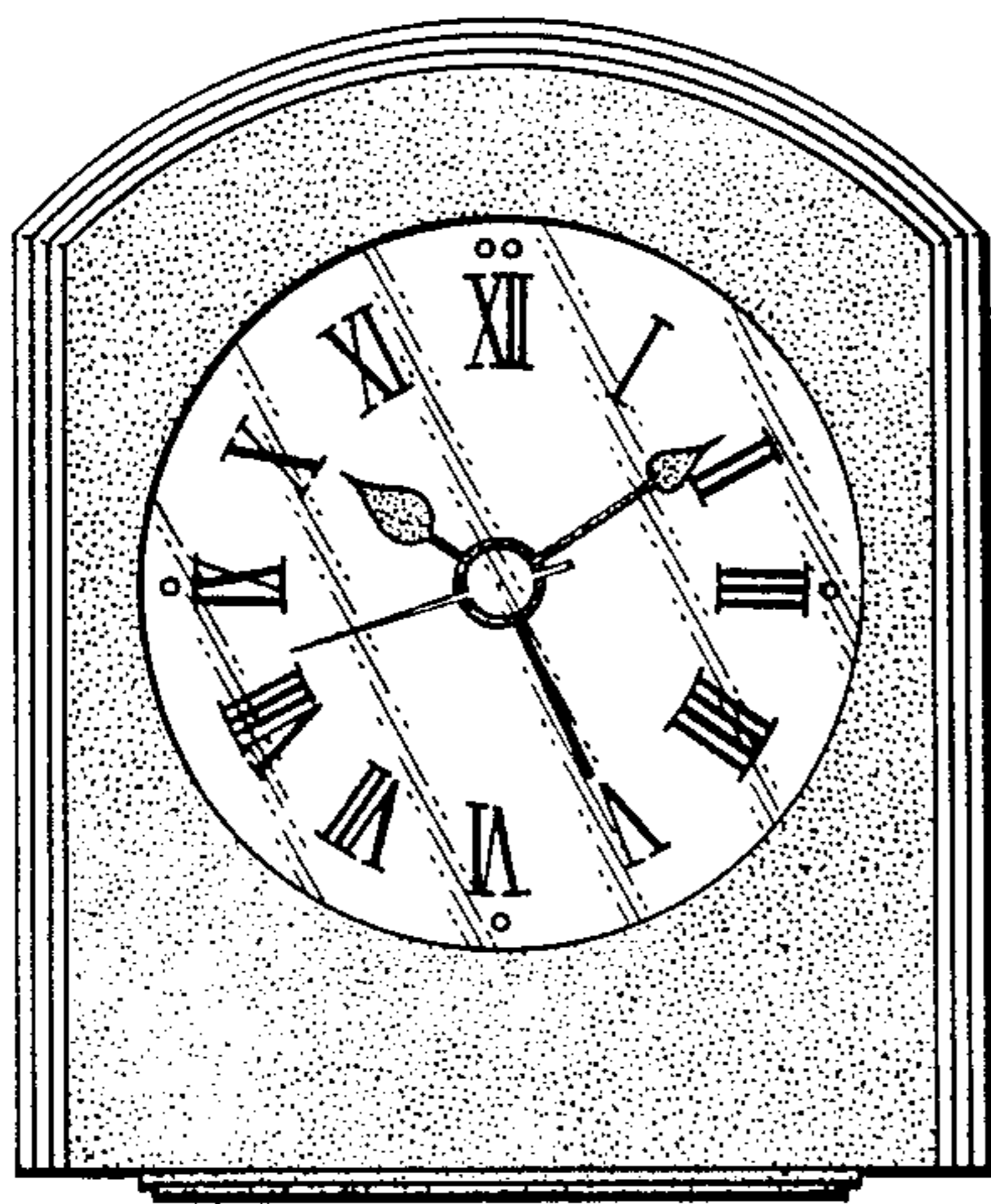


FIG. 1

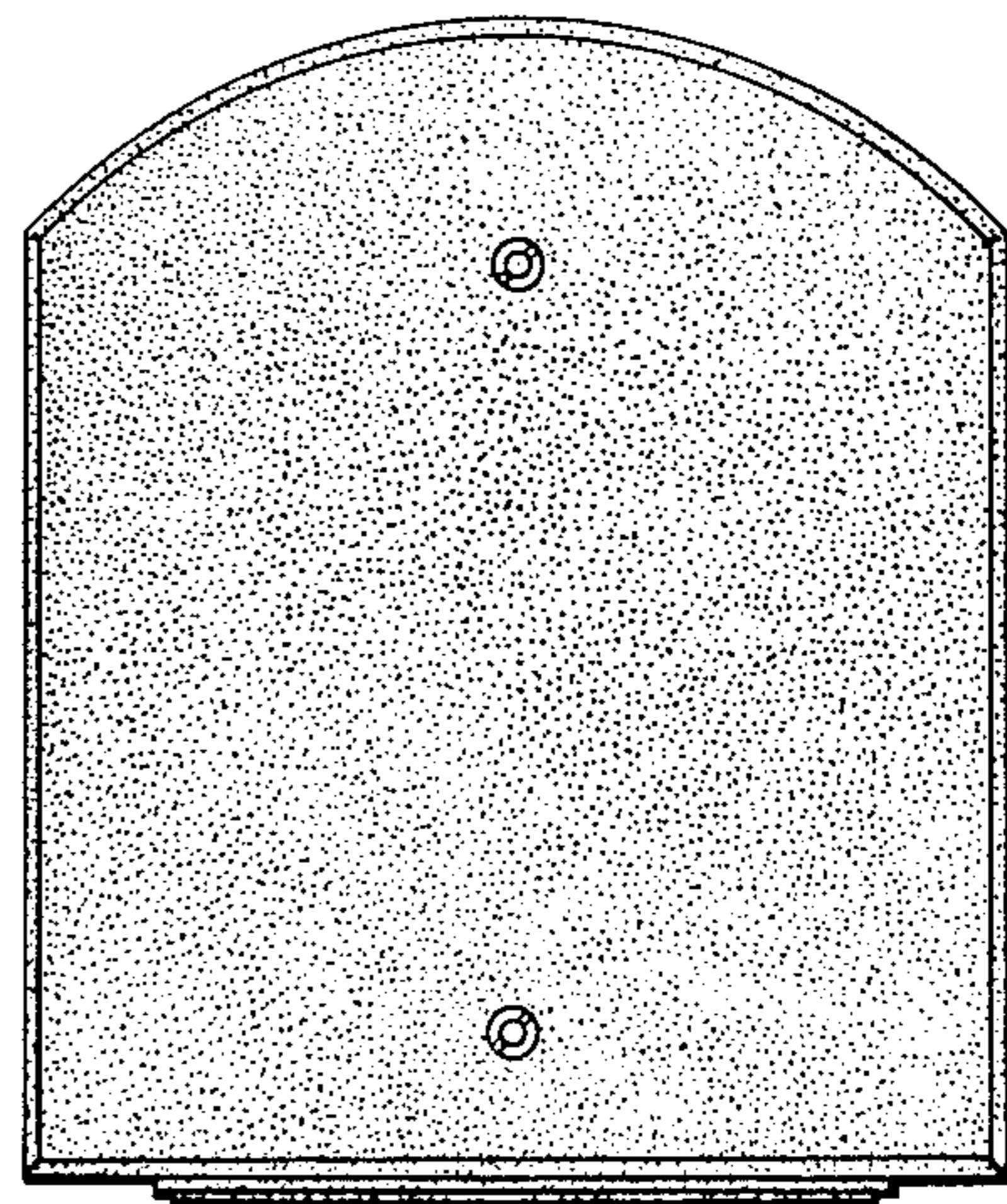


FIG. 2



FIG. 3




FIG. 4




FIG. 5




FIG. 6

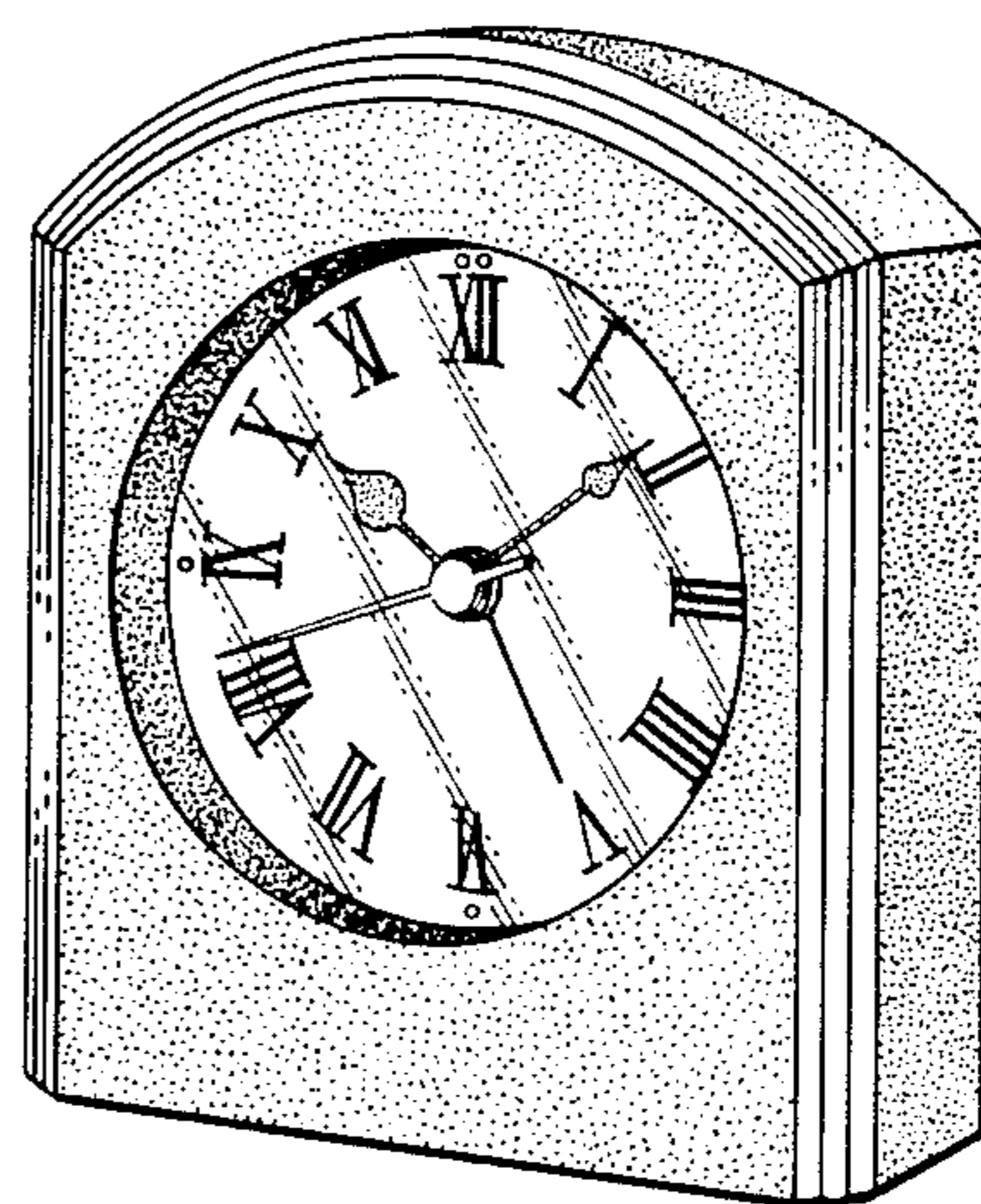


FIG. 7