

[54] **WORLD CLOCK**
 [75] **Inventor: Asao Takashima, Tokyo, Japan**
 [73] **Assignee: Seikosha Co., Ltd., Japan**
 [**] **Term: 14 Years**
 [21] **Appl. No.: 175,122**
 [22] **Filed: Mar. 29, 1988**
 [30] **Foreign Application Priority Data**

Nov. 19, 1987 [JP] Japan 62-47398
 [52] **U.S. Cl. D10/10; D10/15**
 [58] **Field of Search D10/1-39,**
 D10/122-132; 368/276-277, 285, 82-84,
 239-243, 21-24

[56] **References Cited**
U.S. PATENT DOCUMENTS

D. 159,698 8/1950 Viani D10/10
 D. 159,701 8/1950 Viani D10/10 X
 D. 210,895 4/1968 Daher D10/10
 D. 216,211 12/1969 Vogt D10/10 X
 D. 227,289 6/1973 Eldon D10/10 X

D. 235,231 5/1975 Mellberg D10/10 X
 D. 236,589 9/1975 Toyoshima D10/10
 D. 239,438 4/1976 Kawano D10/10 X

OTHER PUBLICATIONS

Becker Cat.—inside cover—item “E” at bottom—travel clock at center.
National Jeweler—9/68—p. 42—world clock at bottom.
Primary Examiner—Nelson C. Holtje
Attorney, Agent, or Firm—Bruce L. Adams; Van C. Wilks

[57] **CLAIM**

The ornamental design for a world clock, as shown and described.

DESCRIPTION

FIG. 1 is a front elevational view of a world clock showing my new design;
 FIG. 2 is a rear elevational view thereof;
 FIG. 3 is a top plan view thereof;
 FIG. 4 is a bottom plan view thereof;
 FIG. 5 is a left side elevational view thereof; and
 FIG. 6 is a right side elevational view thereof.

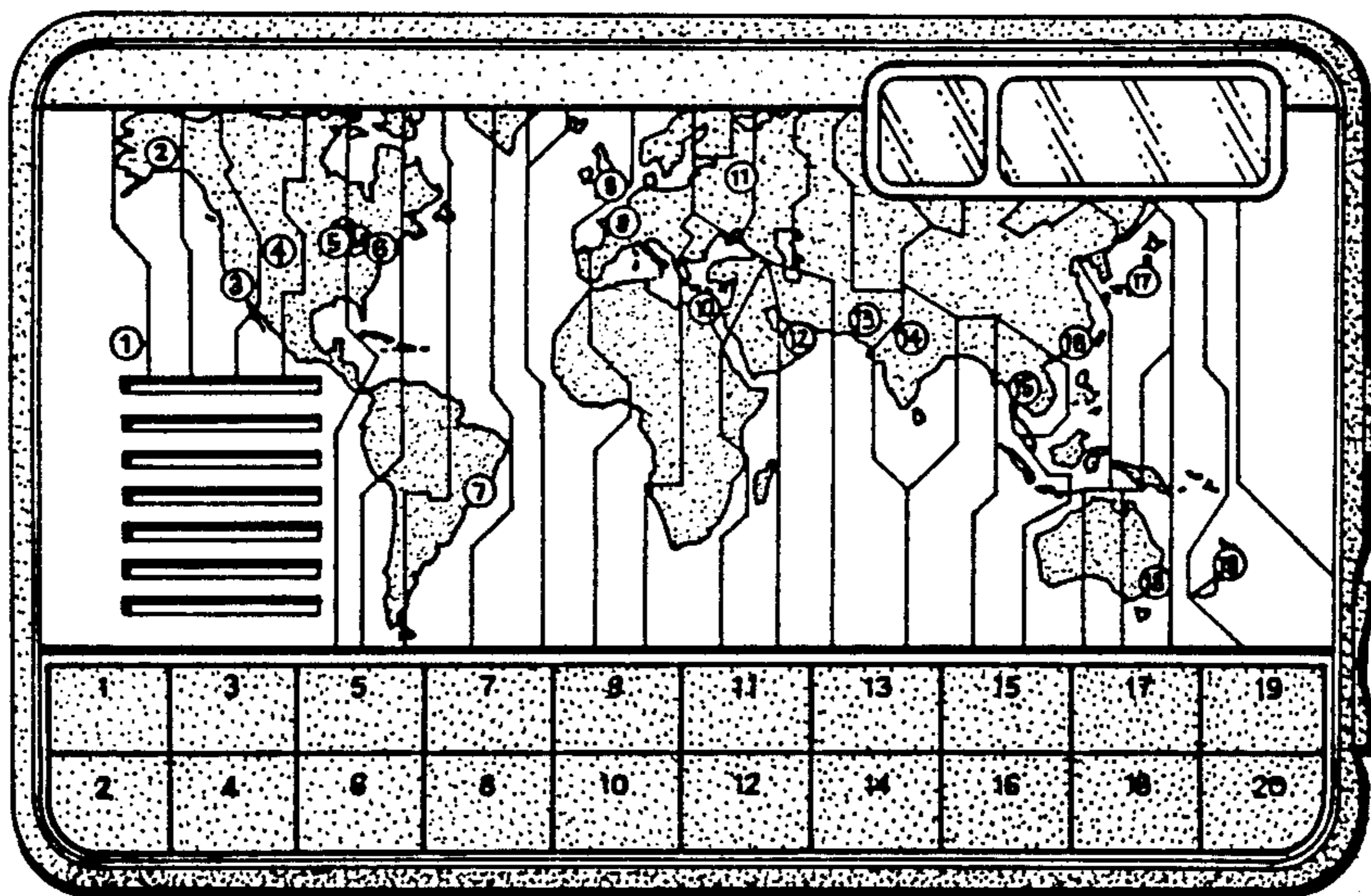


FIG. 1

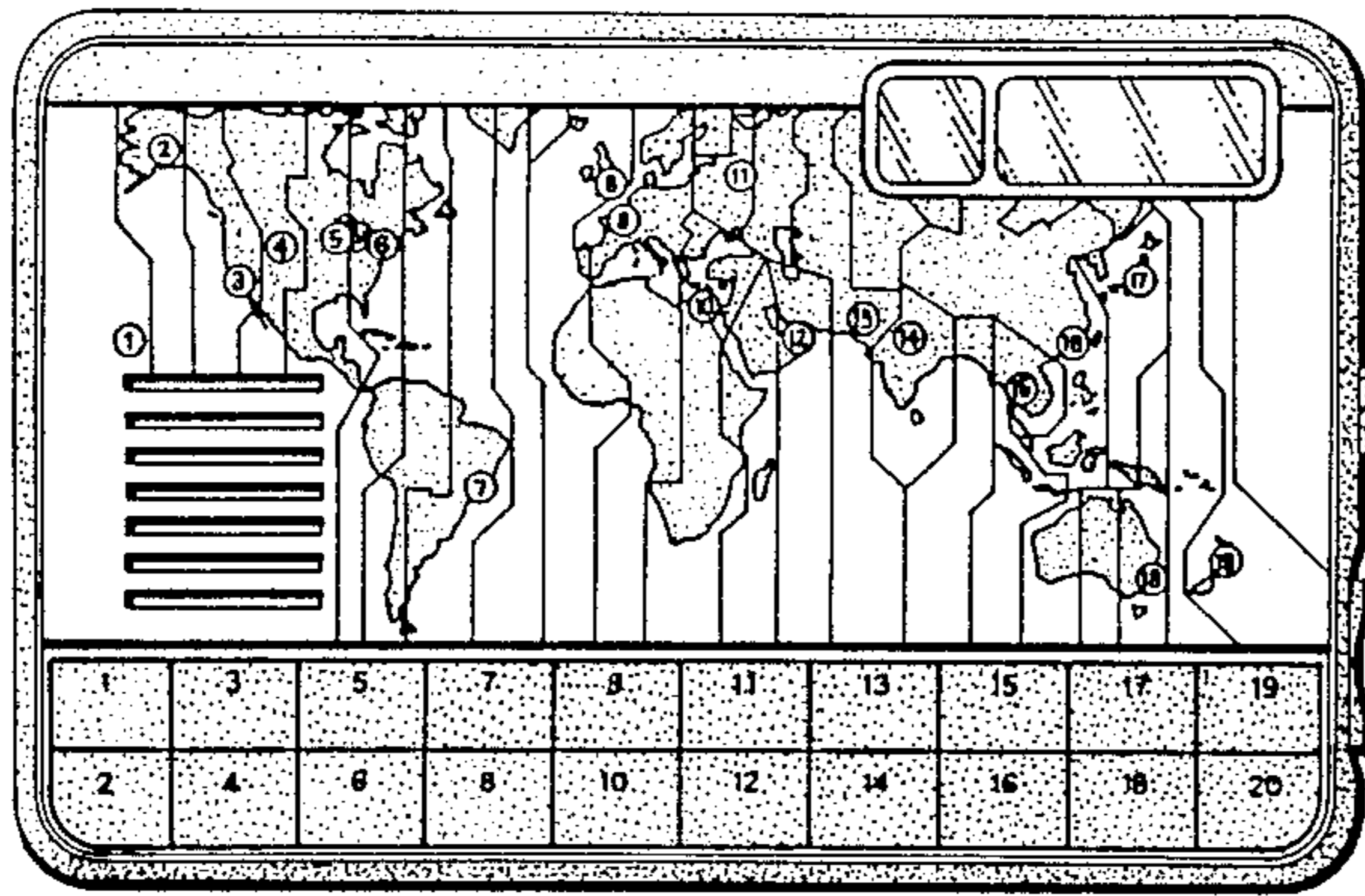


FIG. 5



FIG. 2

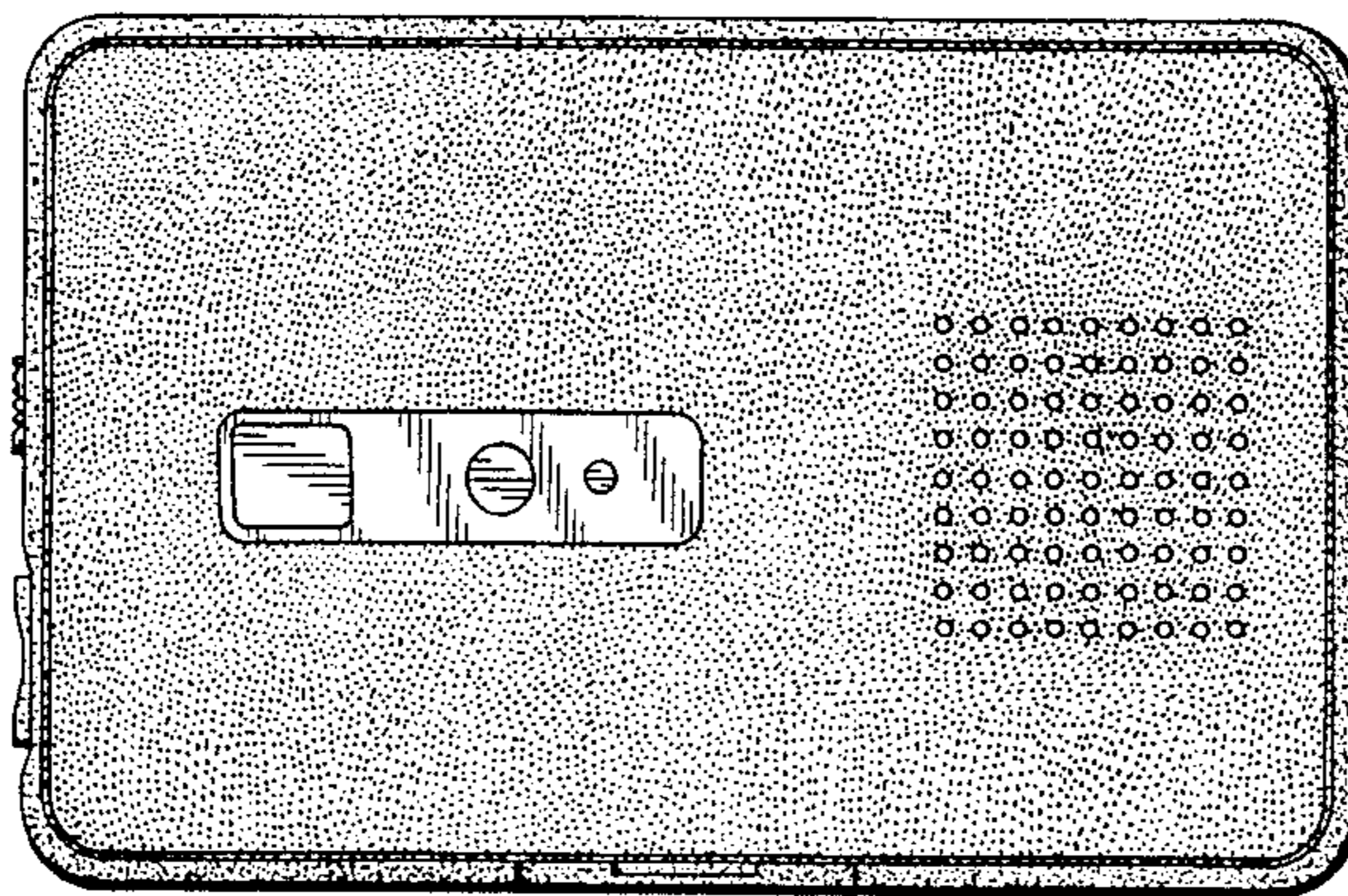


FIG. 6



FIG. 3



FIG. 4

