

United States Patent [19]

Kubo et al.

[11] Patent Number: Des. 312,945

[45] Date of Patent: ** Dec. 18, 1990

[54] MICROWAVE OVEN

[75] Inventors: Masayoshi Kubo; Masuo Ichihara; Kensuke Mizuma; Hisayoshi Matoba, all of Nara, Japan

[73] Assignee: Matsushita Electric Industrial Co., Ltd., Osaka, Japan

[*] Notice: The portion of the term of this patent subsequent to Dec. 18, 2004 has been disclaimed.

[**] Term: 14 Years

[21] Appl. No.: 205,097

[22] Filed: Jun. 10, 1988

[30] Foreign Application Priority Data

Dec. 29, 1987 [JP]	Japan	62-53879
[52] U.S. Cl.		D7/351
[58] Field of Search	D7/347, 348, 349, 350, D7/351; 219/10.55 R	

[56] References Cited

U.S. PATENT DOCUMENTS

D. 242,420	11/1976	Ura et al.	D7/351
D. 291,048	7/1987	Kubo et al.	D7/351
D. 295,822	5/1988	Kubo et al.	D7/351
D. 302,226	7/1989	Kido et al.	D7/351
D. 302,227	7/1989	Kubo et al.	D7/351
D. 304,150	10/1989	Kubo et al.	D7/351
D. 305,087	12/1989	Ichihara et al.	D7/351

Primary Examiner—A. Hugo Word
Assistant Examiner—Ruth T. McInroy
Attorney, Agent, or Firm—Wenderoth, Lind & Ponack

[57] CLAIM

The ornamental design for a microwave oven, as shown.

DESCRIPTION

FIG. 1 is a top, front and right side perspective view of a microwave oven showing our new design;
FIG. 2 is a bottom, rear and left side perspective view thereof;
FIG. 3 is a top plan view thereof; and
FIG. 4 is a right side elevational view thereof.

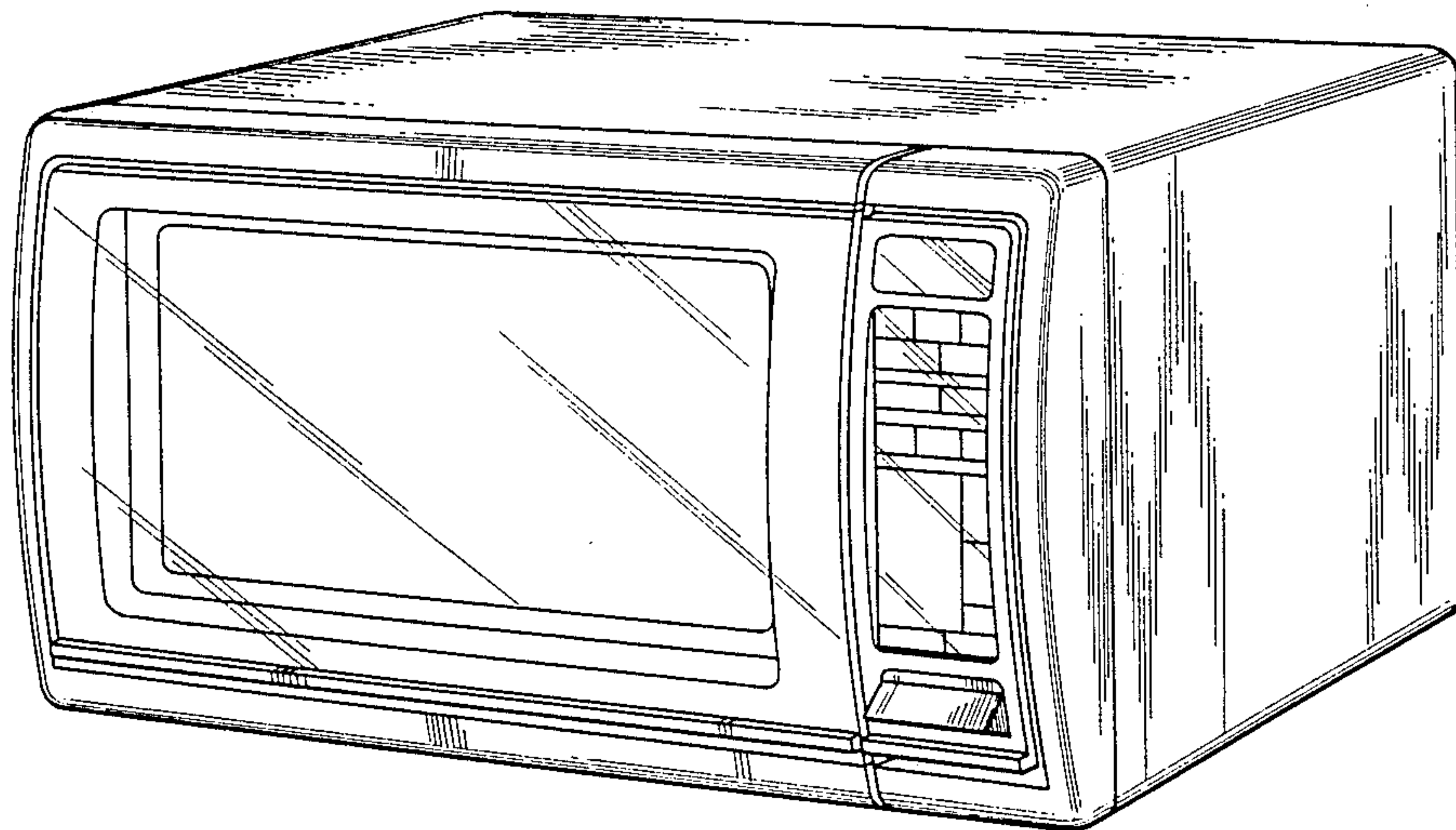


FIG. 1

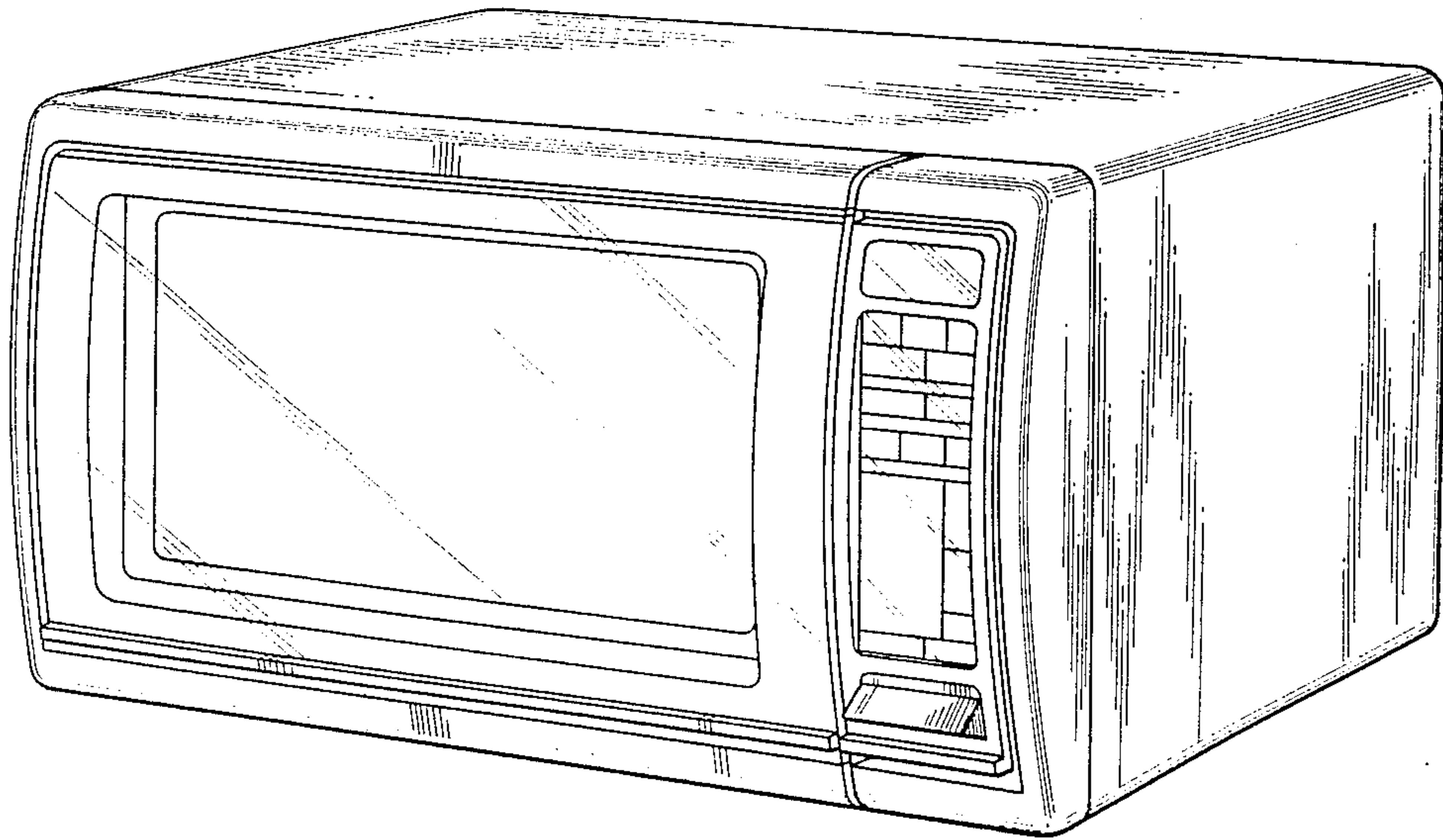


FIG. 2

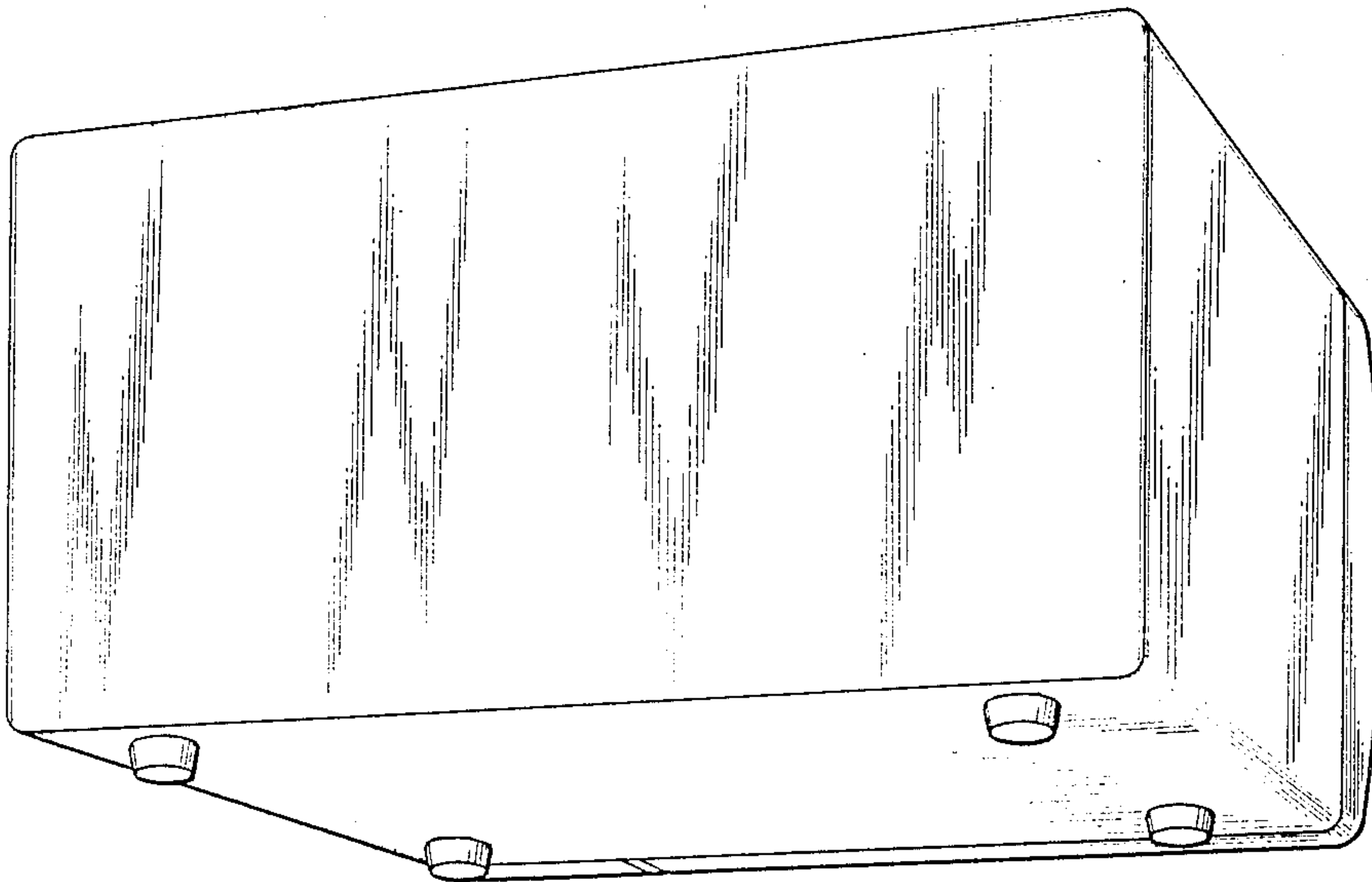


FIG. 3

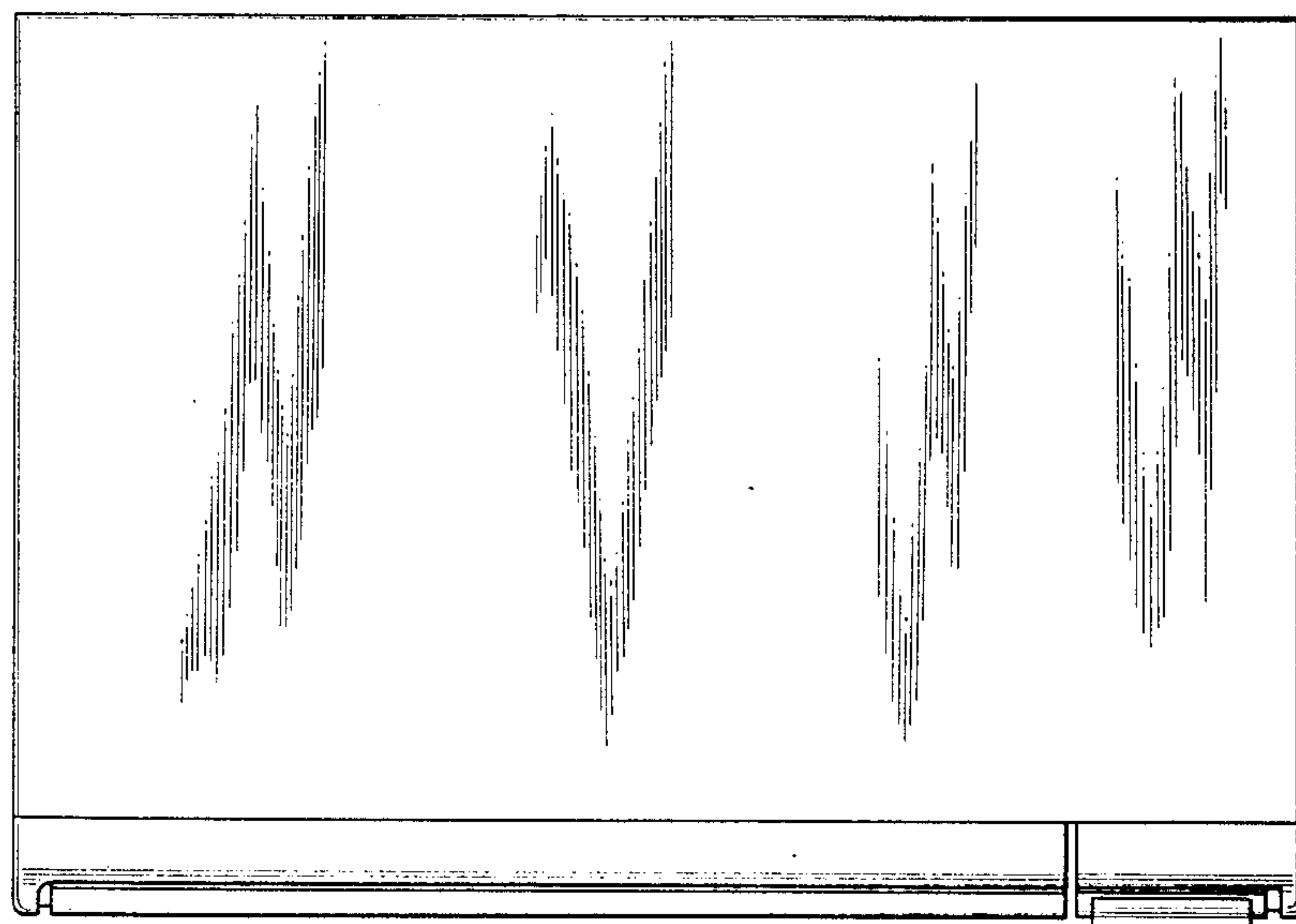


FIG. 4

