

# United States Patent [19]

Kubo et al.

[11] Patent Number: **Des. 312,944**

[45] Date of Patent: **\*\* Dec. 18, 1990**

[54] MICROWAVE OVEN

[75] Inventors: **Masayoshi Kubo; Masuo Ichihara; Kensuke Mizuma; Hisayoshi Matoba,** all of Nara, Japan

[73] Assignee: **Matsushita Electric Industrial Co., Ltd.,** Osaka, Japan

[\*] Notice: The portion of the term of this patent subsequent to Dec. 18, 2004 has been disclaimed.

[\*\*] Term: **14 Years**

[21] Appl. No.: **205,096**

[22] Filed: **Jun. 10, 1988**

[30] **Foreign Application Priority Data**

Dec. 29, 1987 [JP] Japan ..... 62-53878

[52] U.S. Cl. .... **D7/351**

[58] Field of Search ..... D7/347, 348, 349, 350, D7/351; 219/10.55 R

[56] **References Cited**

**U.S. PATENT DOCUMENTS**

D. 242,420	11/1976	Ura et al. ....	D7/351
D. 295,822	5/1988	Kubo et al. ....	D7/351
D. 302,226	7/1989	Kido et al. ....	D7/351
D. 302,227	7/1989	Kubo et al. ....	D7/351
D. 304,150	10/1989	Kubo et al. ....	D7/351
D. 305,087	12/1989	Ichihara et al. ....	D7/351

**OTHER PUBLICATIONS**

Panasonic catalog, "NE-694/NE-695", Dec. 1986.

*Primary Examiner*—A. Hugo Word

*Assistant Examiner*—Ruth McInroy

*Attorney, Agent, or Firm*—Wenderoth, Lind & Ponack

[57] **CLAIM**

The ornamental design for a microwave oven, as shown.

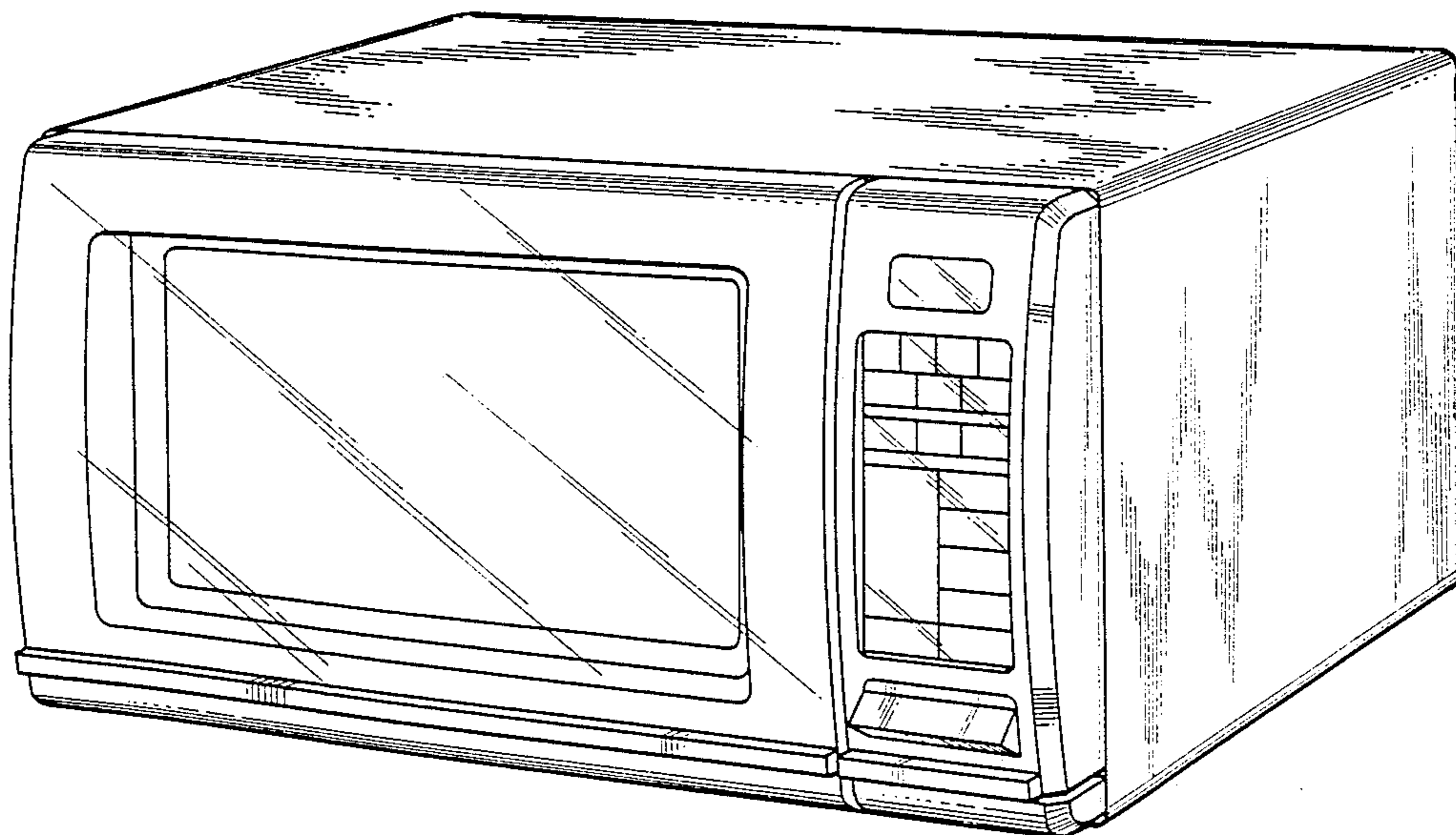
**DESCRIPTION**

FIG. 1 is a top, front and right side perspective view of a microwave oven showing our new design;

FIG. 2 is a bottom, rear and left side perspective view thereof.

FIG. 3 is a top plan view thereof; and

FIG. 4 is a right side elevational view thereof.



*FIG. 1*



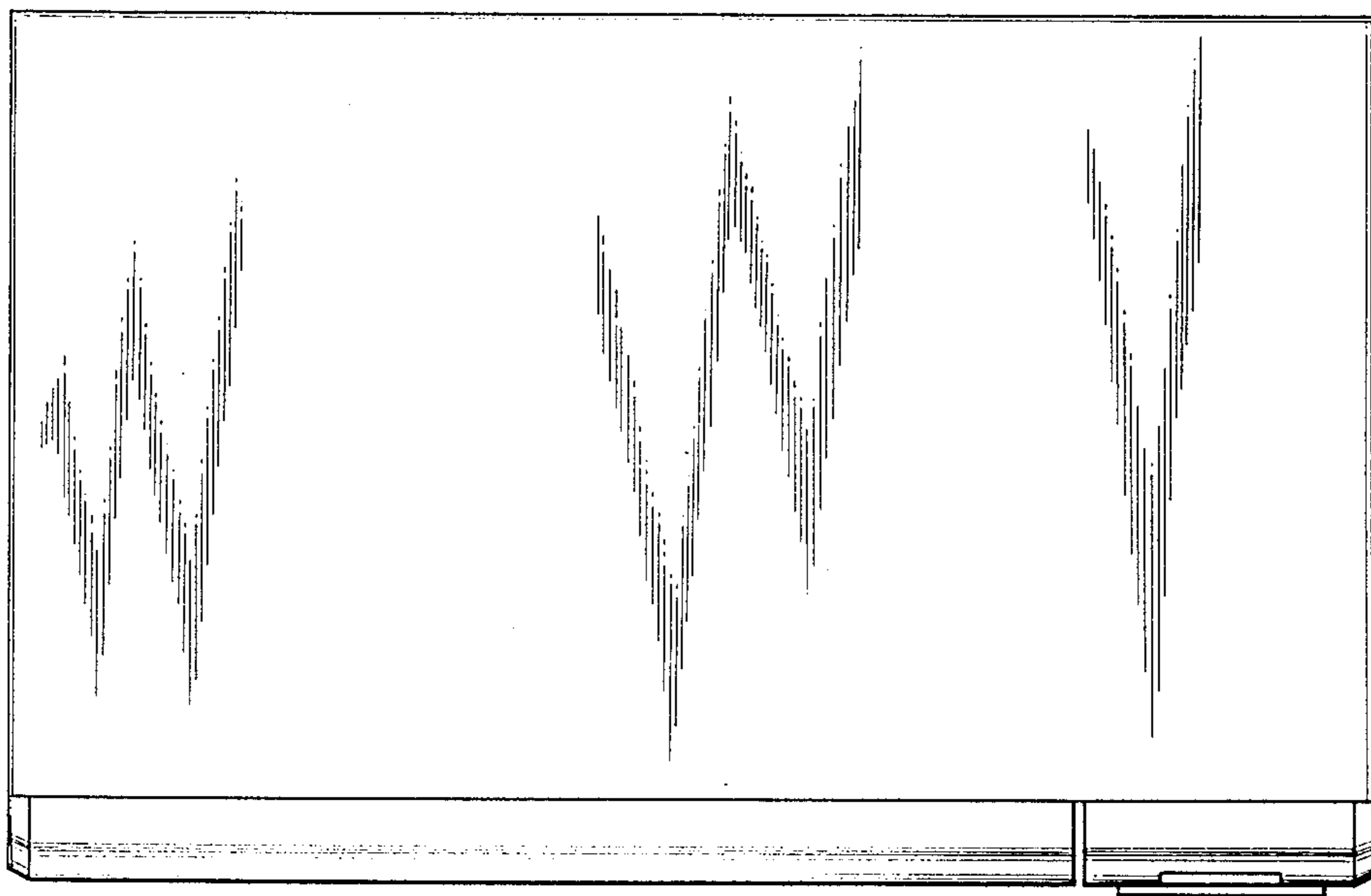


FIG. 2



*FIG. 3*



*FIG. 4*

