

United States Patent [19]

Shapland et al.

[11] Patent Number: **Des. 312,934**

[45] Date of Patent: **** Dec. 18, 1990**

[54] **COMBINED TISSUE DISPENSER AND TRASH RECEPTACLE**

[76] Inventors: **Orville C. Shapland**, 1700 Lancaster, Big Spring, Tex. 79720; **Tom Guess**, 4119 Dixon, Big Spring, Tex. 79721

[**] Term: **14 Years**

[21] Appl. No.: **402,139**

[22] Filed: **Sep. 1, 1989**

[52] U.S. Cl. **D6/519; D34/11**

[58] Field of Search **D6/512, 515, 518-519, D6/522; D34/4-5; 211/16, 45, 86-88; 220/1 T, 18, 23.83, 83; 221/33, 45, 199, 282; 312/37**

[56] **References Cited**

U.S. PATENT DOCUMENTS

D. 202,385 9/1965 Wilson D6/519

D. 206,354 11/1966 Larkin D6/519

D. 307,841 5/1990 Hanifl et al. D6/515

3,072,254 1/1963 Fattin D34/1 X

Primary Examiner—Wallace R. Burke
Assistant Examiner—Brian N. Vinson
Attorney, Agent, or Firm—Ross, Howison, Clapp & Korn

[57] CLAIM

The ornamental design for a combined tissue dispenser and trash receptacle, as shown and described.

DESCRIPTION

FIG. 1 is a top plan view of a combined tissue dispenser and trash receptacle showing our new design; FIG. 2 is a front elevational view thereof; FIG. 3 is a right side elevational view thereof; FIG. 4 is a bottom plan view thereof; FIG. 5 is a rear elevational view thereof; and FIG. 6 is a left side elevational view thereof.





FIG. 1

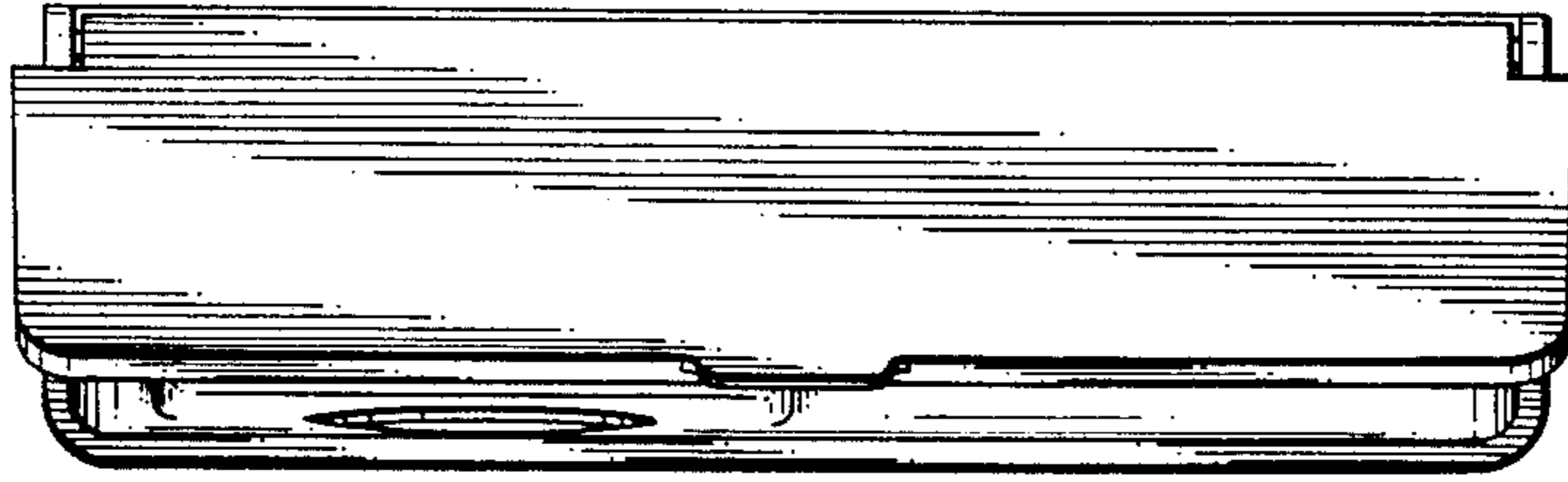


FIG. 2

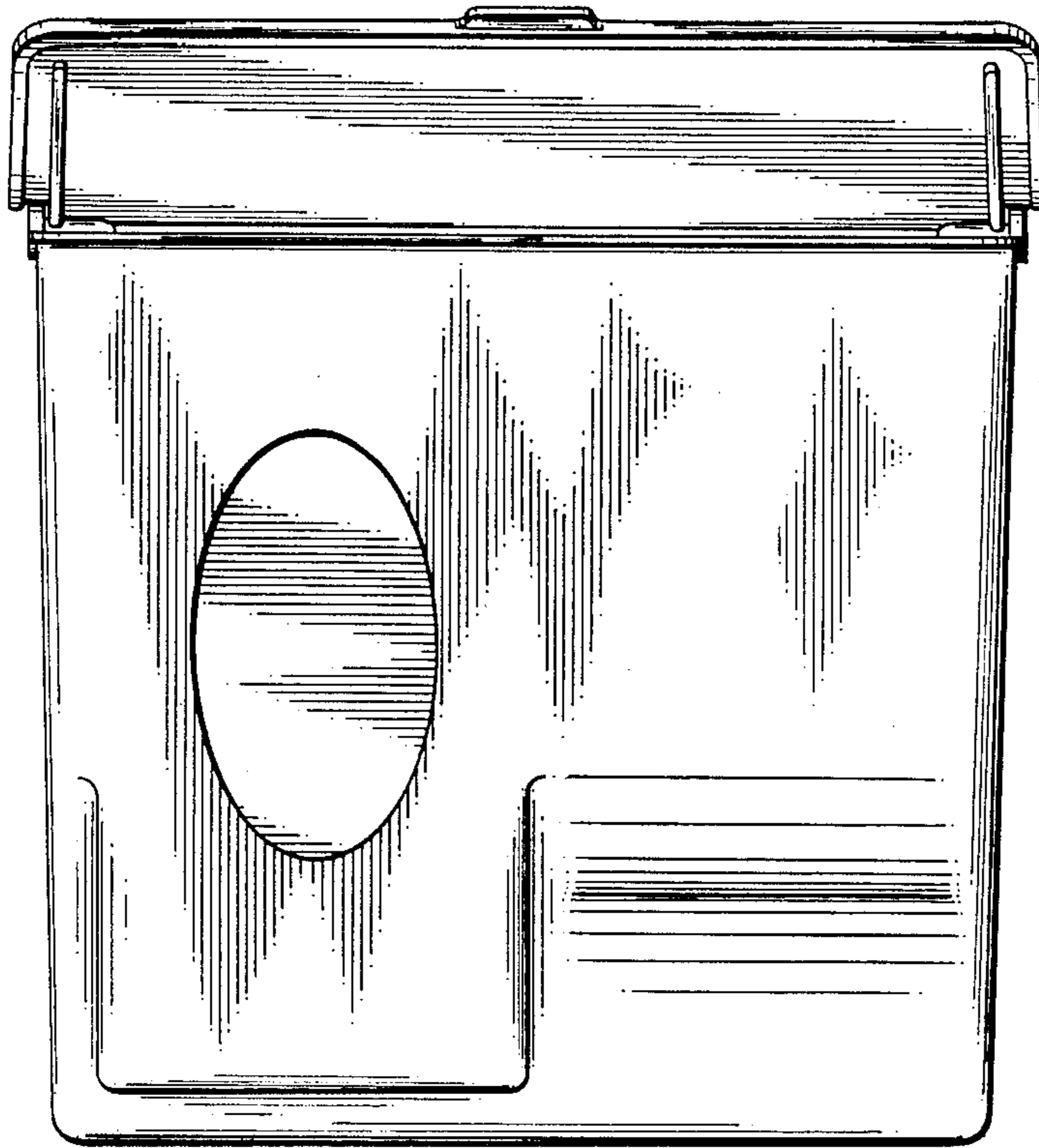


FIG. 3




FIG. 4

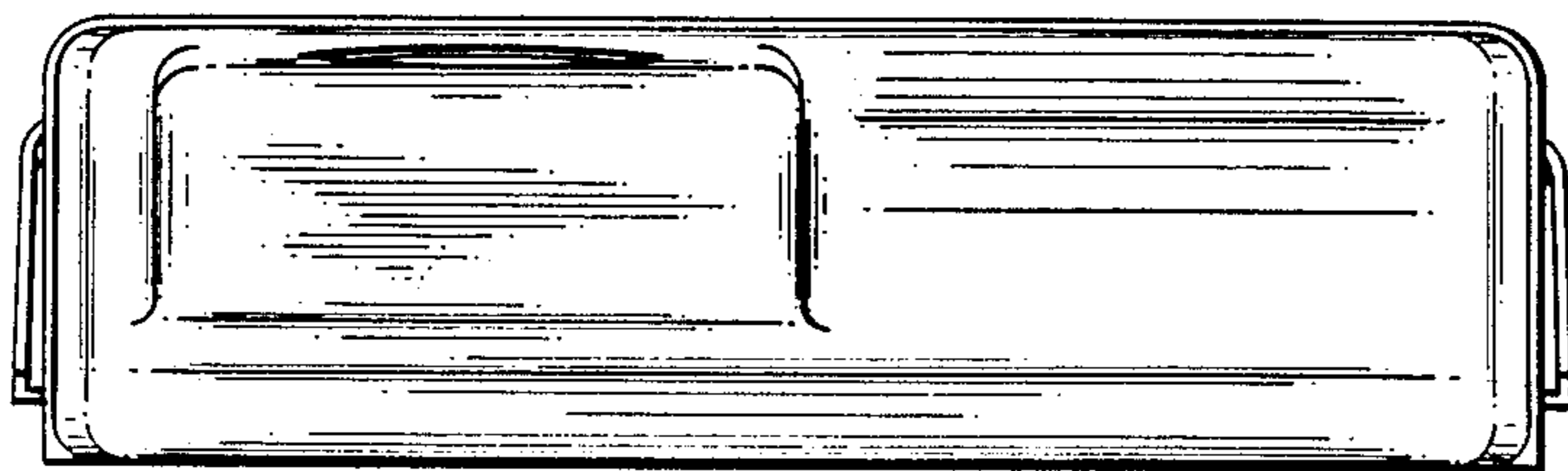


FIG. 5

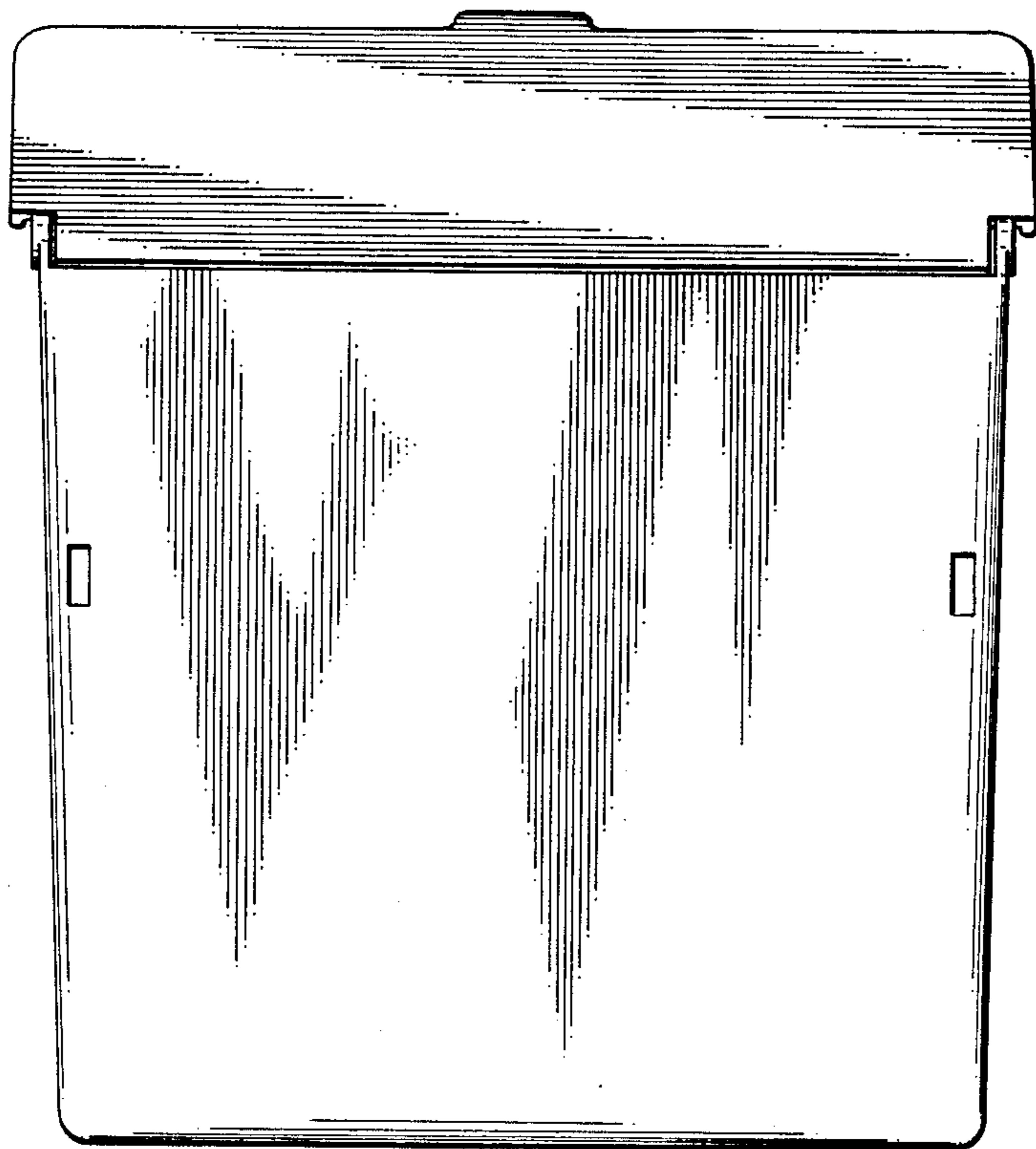


FIG. 6

