

[54] MODULAR OFFICE WORK STATION

[75] Inventors: Thomas J. Martin, Arnprior; Bruce M. Macdonald, Ottawa, both of Canada

[73] Assignee: Tetrad Marketing/Sales Ltd., Canada

[**] Term: 14 Years

[21] Appl. No.: 892,054

[22] Filed: Aug. 1, 1986

Related U.S. Application Data

[63] Continuation-in-part of Ser. No. 749,284, Jun. 27, 1985.

[52] U.S. Cl. D6/423; D6/436

[58] Field of Search D6/421, 422-428; 312/194-196; 108/59, 60; 160/135

References Cited

U.S. PATENT DOCUMENTS

- D. 210,134 2/1968 Christensen et al. D6/422 X
- D. 234,659 4/1975 Hodges et al. D6/424
- D. 248,437 7/1978 Robinson D6/421
- D. 255,188 6/1980 Zapf D6/426 X
- D. 255,189 6/1980 Zapf D6/426 X
- D. 262,763 1/1982 Lerner et al. D6/421

- D. 281,293 11/1985 Johnston D6/420
- D. 283,092 3/1986 Johnston D6/423
- 3,871,435 3/1975 Lopatka 160/135
- 4,536,044 8/1985 Ziegelheim et al. 312/196 X

OTHER PUBLICATIONS

Interiors, Aug. 1980, p. 26; Croydon's Furniture System, bottom right on page.

Modern Office Technologies, May 1985, p. 55; Office System on page.

Interiors, vol. 144, Sep. 1984, p. 127; Office Furniture Systems, "Parameters" by The Tandem Group Inc. on page.

Primary Examiner—Bruce W. Dunkins

Assistant Examiner—Jeffrey Asch

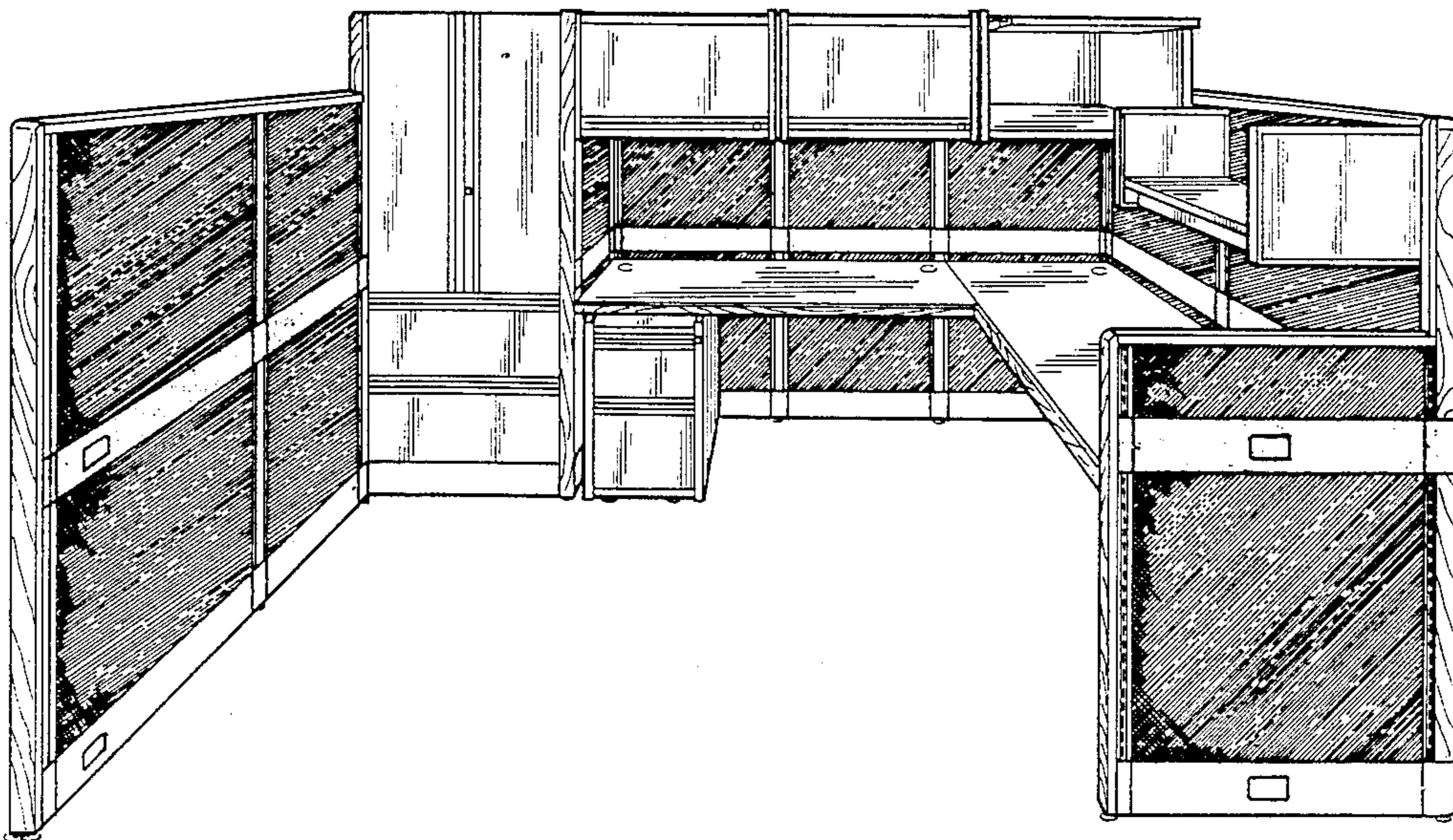
Attorney, Agent, or Firm—Stevens, Davis, Miller & Mosher

CLAIM

[57] The ornamental design for a modular office work station, as shown and described.

DESCRIPTION

FIG. 1 is a perspective view of a modular office work station showing our new design; FIG. 2 is a top plan view thereof; and FIG. 3 is a rear perspective view thereof.



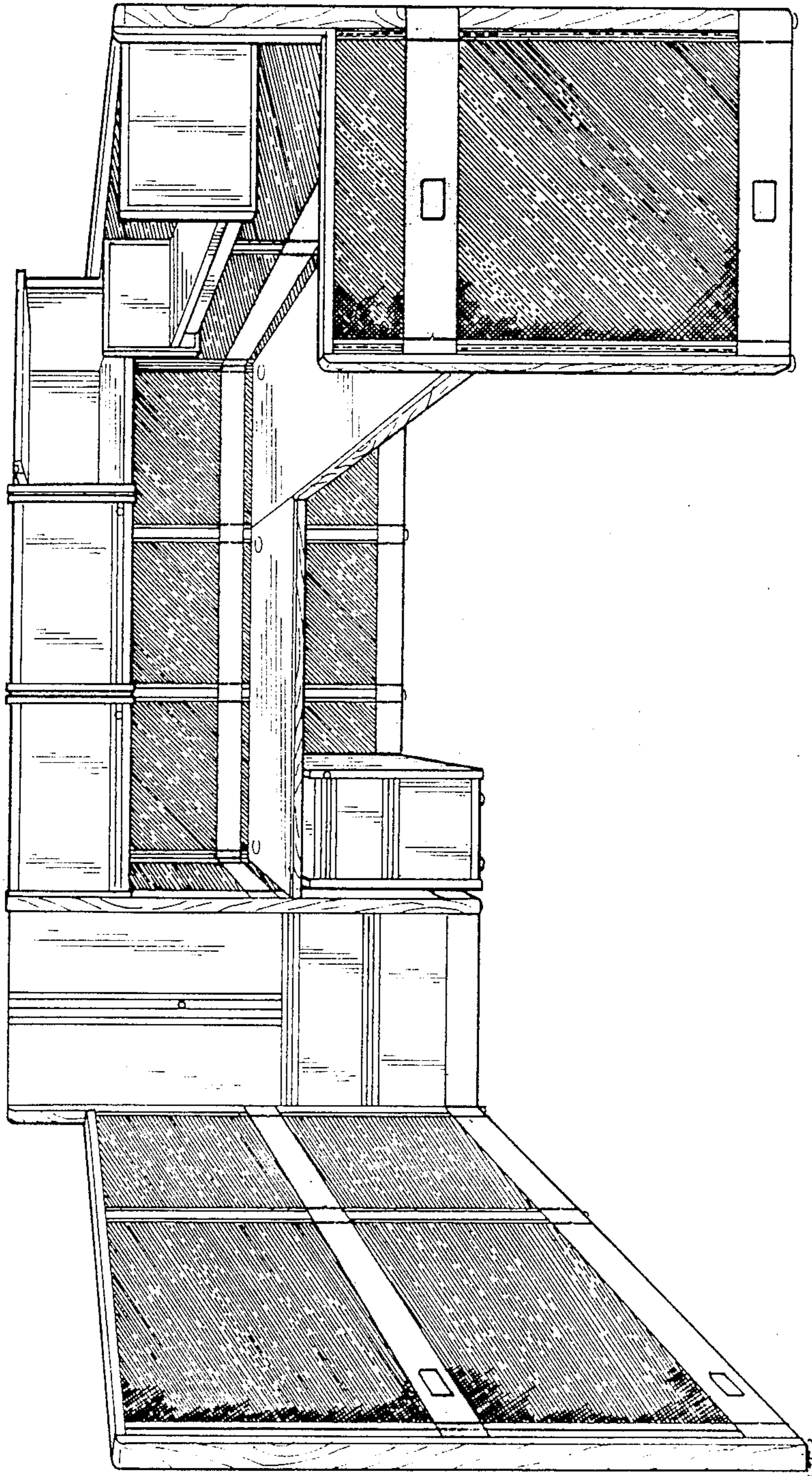


FIG. 1

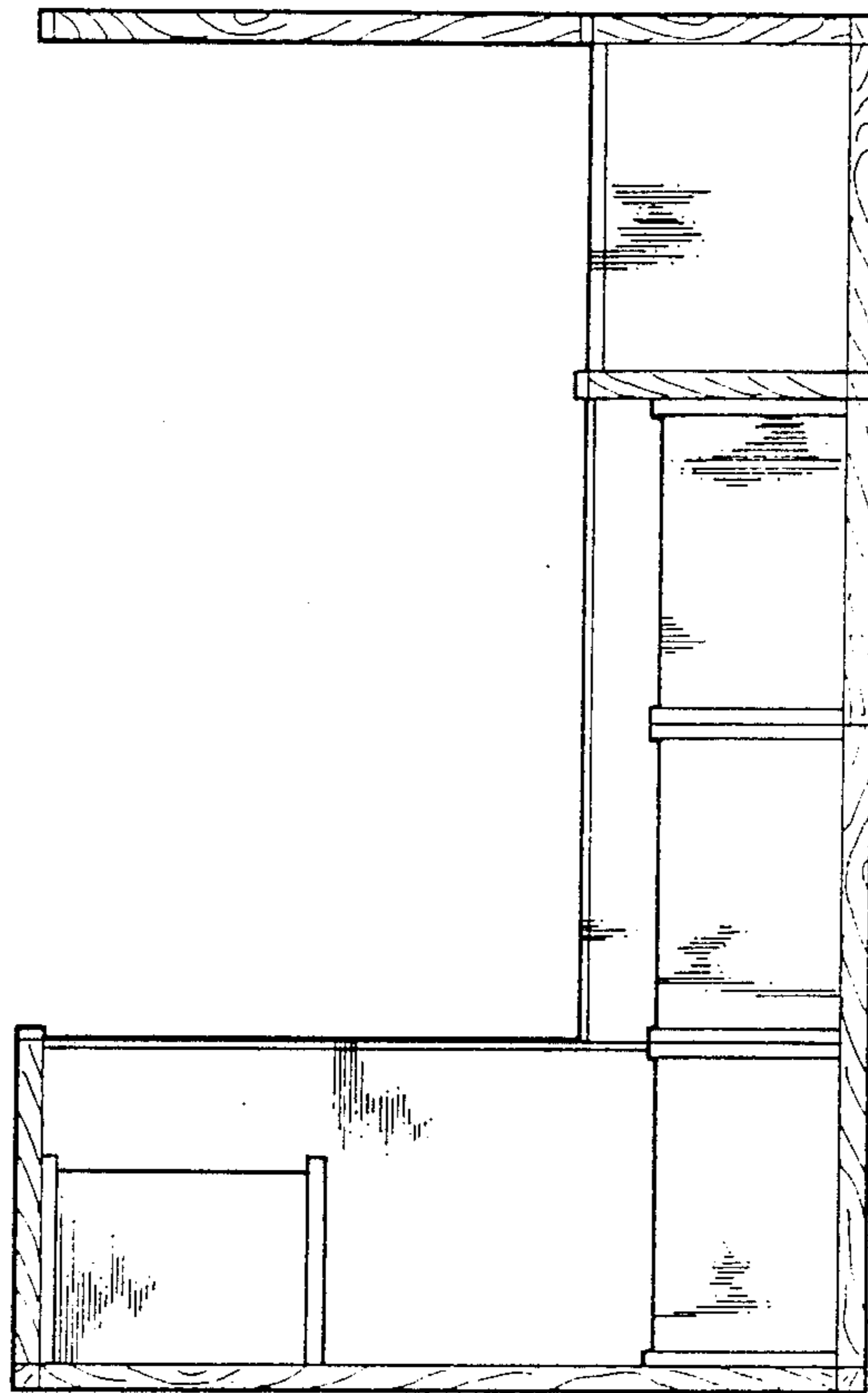


FIG. 2

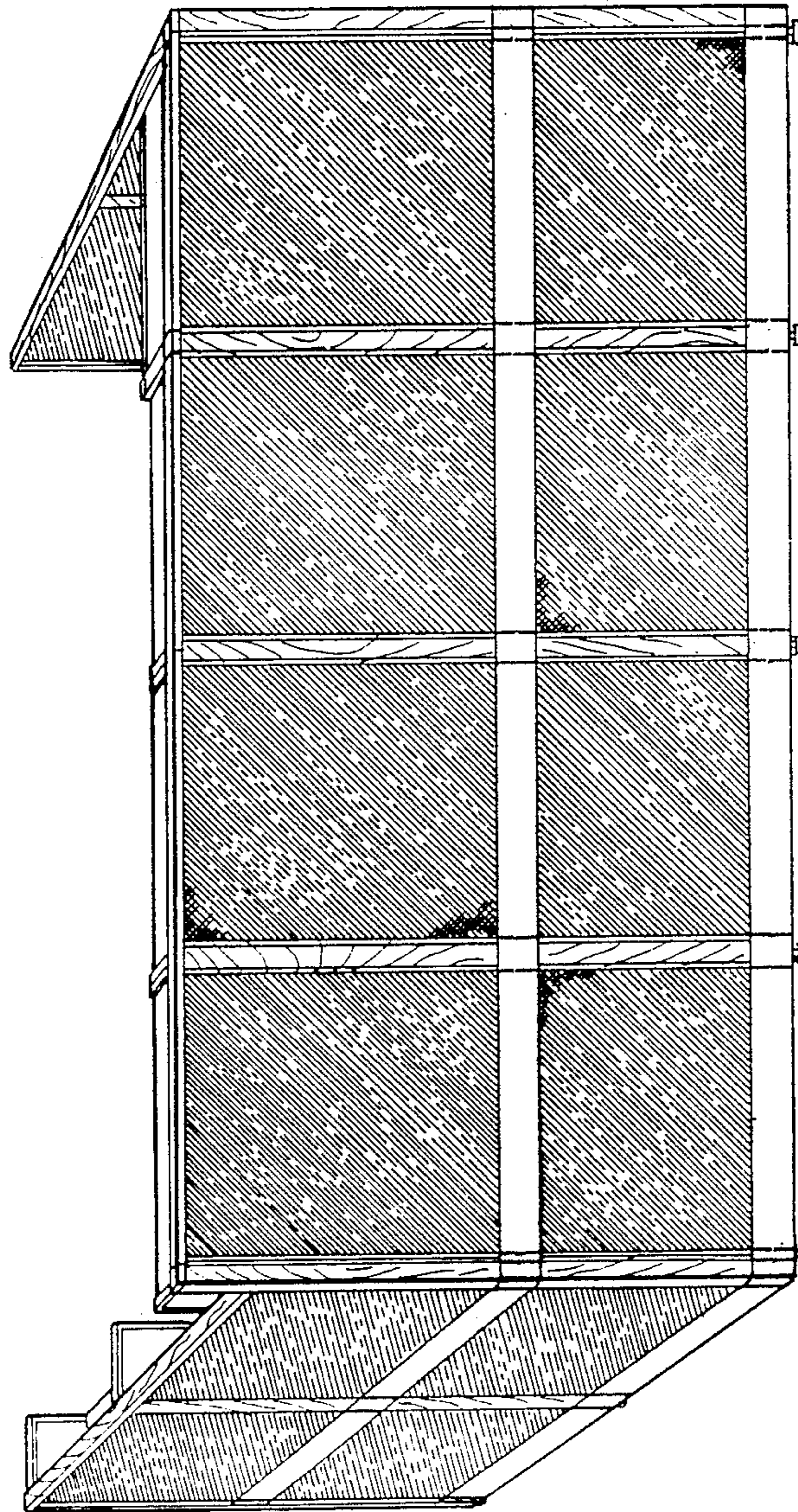


FIG. 3