

United States Patent [19]

Levy et al.

[11] Patent Number: **Des. 312,922**

[45] Date of Patent: **** Dec. 18, 1990**

[54] **HOLDER FOR EYEGLASSES**

[75] Inventors: **Lawrence Levy; Brian Folloder**, both of Houston, Tex.; **Glenn Konen**, Ft. Collins, Colo.

[73] Assignee: **Expressions, Inc.**, Houston, Tex.

[**] Term: **14 Years**

[21] Appl. No.: **256,299**

[22] Filed: **Oct. 11, 1988**

[52] U.S. Cl. **D3/34**

[58] Field of Search **D12/191; D3/34; D16/129; 150/145; 224/273, 42.42, 312, 902; 206/5, 6, 37; 248/205.5, 206.2, 300, 902, 309.1; 220/4 B; 383/38, 40, 86; D19/191**

[56] **References Cited**

U.S. PATENT DOCUMENTS

D. 152,254	1/1949	Gallo	D8/371
D. 161,151	12/1950	Ackerman et al.	D12/191
D. 213,649	3/1969	Evans	D8/373
1,468,197	9/1923	Downing	D12/191
2,668,952	2/1954	Kobashikawa	D12/191
2,826,387	3/1958	Rutten	248/902

3,016,262	1/1962	Hunt	D12/191
4,695,026	9/1987	Medley, Jr.	D8/373
4,867,402	9/1989	Benson et al.	248/902

FOREIGN PATENT DOCUMENTS

448022	3/1935	United Kingdom	248/DIG. 1
--------	--------	----------------------	------------

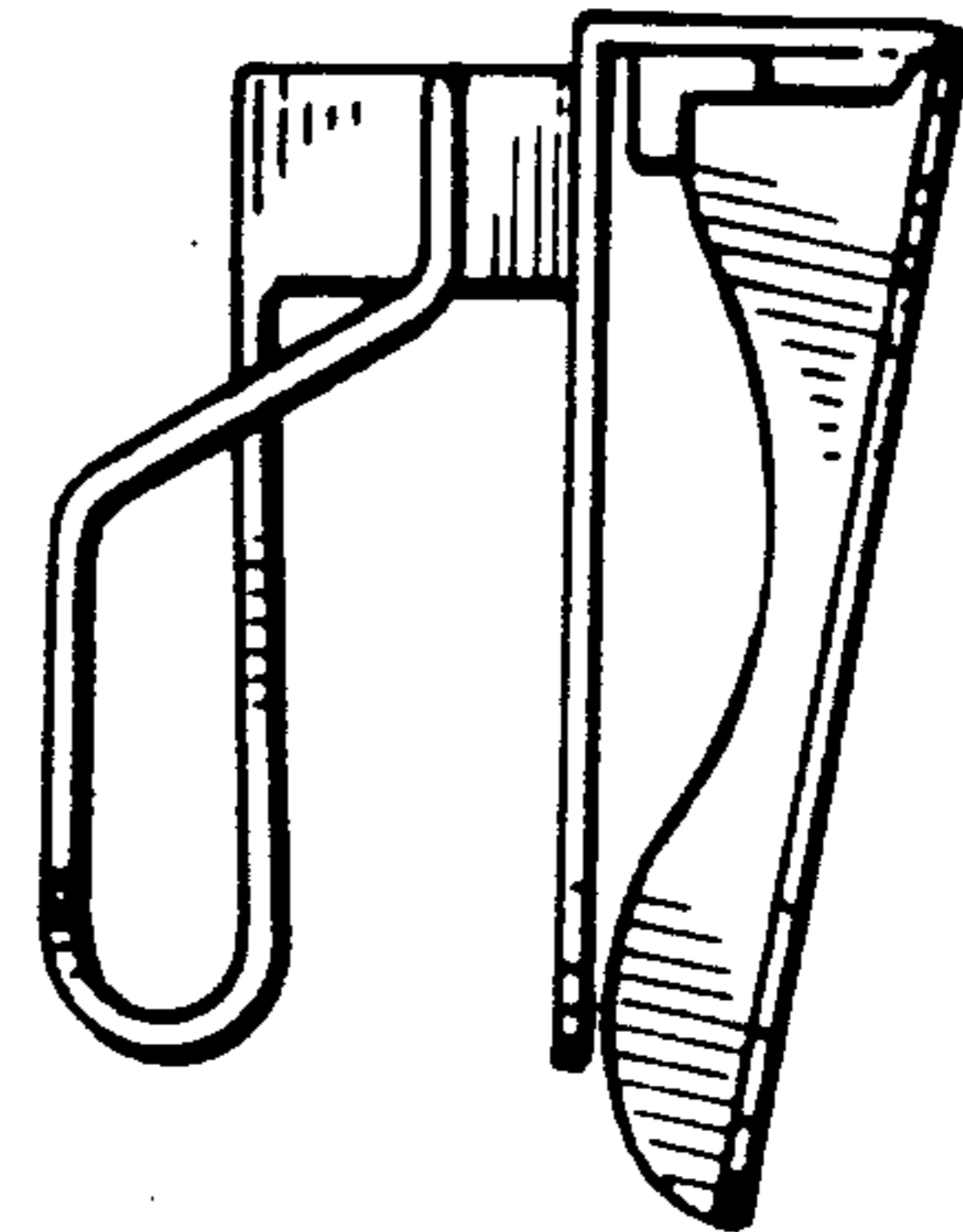

Primary Examiner—James R. Largen
Assistant Examiner—Cathy Anne MacCormac
Attorney, Agent, or Firm—Arnold, White & Durkee

[57] **CLAIM**

The ornamental design for a holder for eyeglasses, as shown and described.

DESCRIPTION

FIG. 1 is a perspective view of a holder for eyeglasses showing my new design;
FIG. 2 is an end elevational view thereof;
FIG. 3 is a front elevational view thereof;
FIG. 4 is an end elevational view showing the opposite end of FIG. 2;
FIG. 5 is a rear elevational view thereof;
FIG. 6 is a top plan view thereof;
FIG. 7 is a bottom plan view thereof; and
FIG. 8 is a rear perspective view thereof.






FIG. 1

FIG. 2

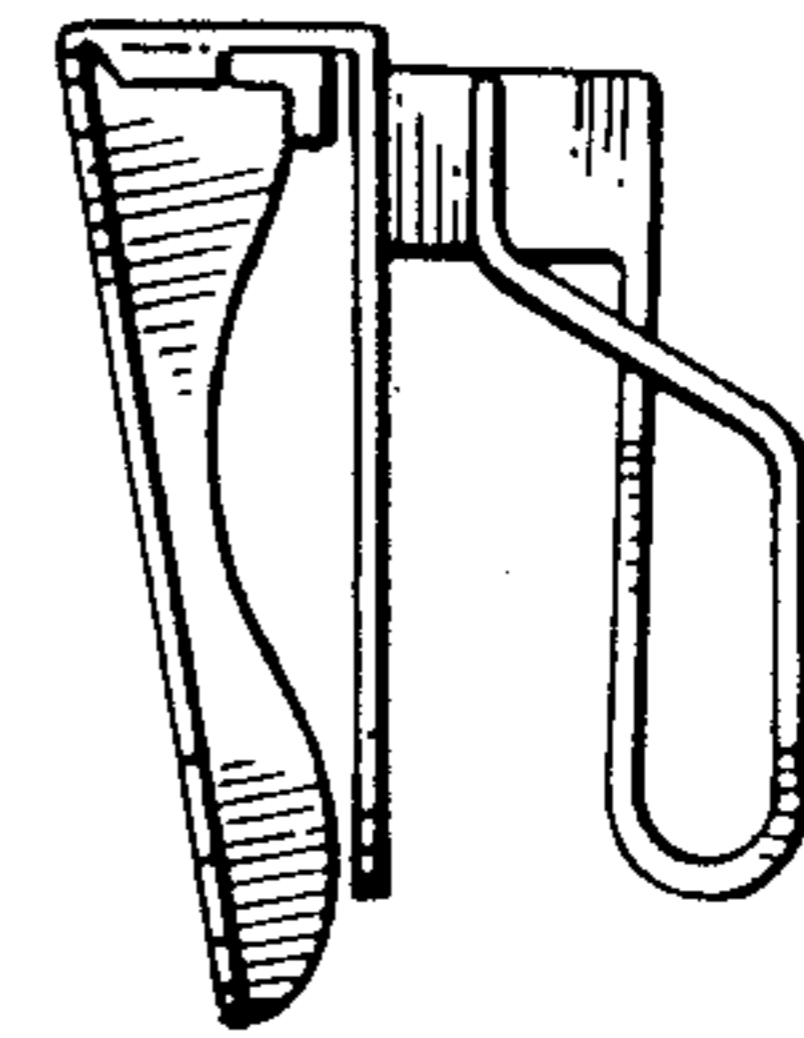
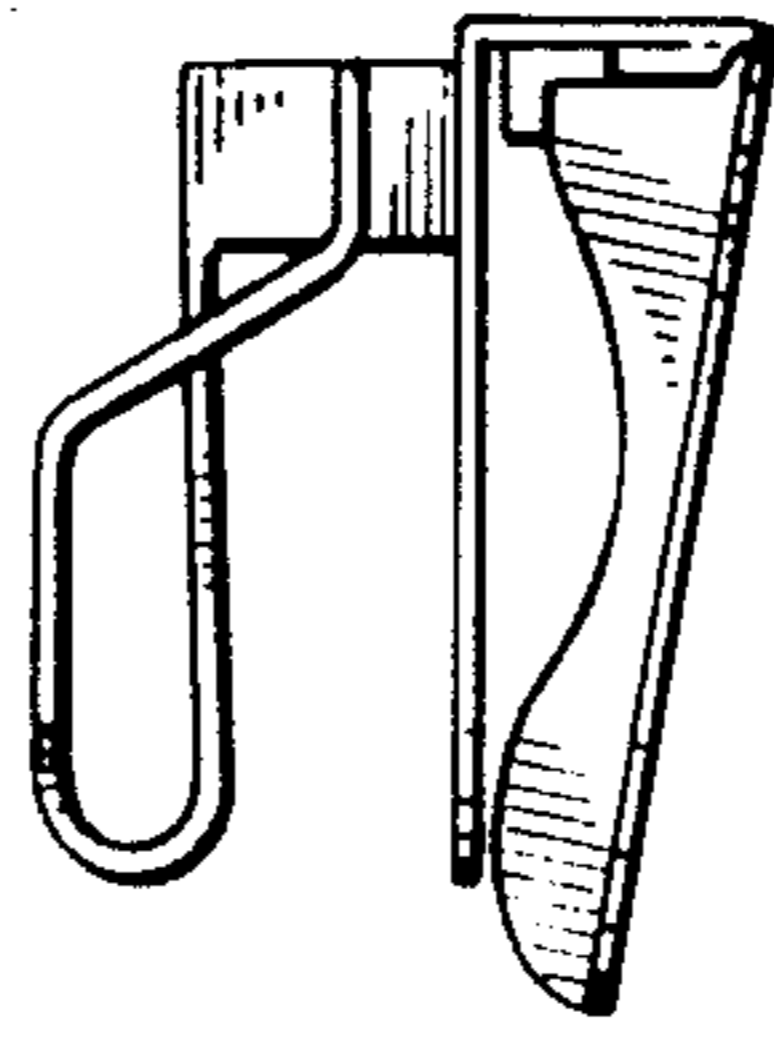


FIG. 4

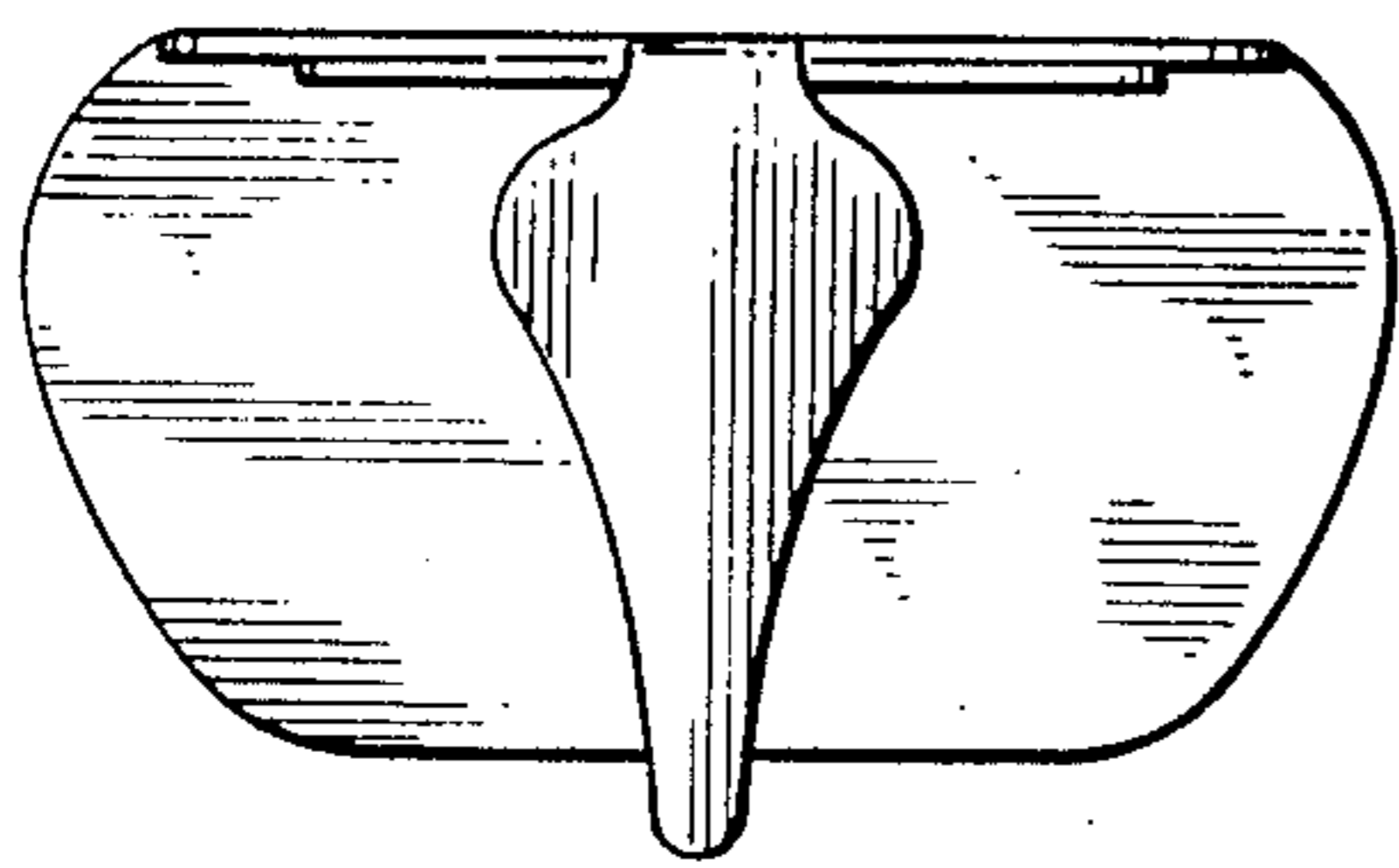


FIG. 3

FIG. 5


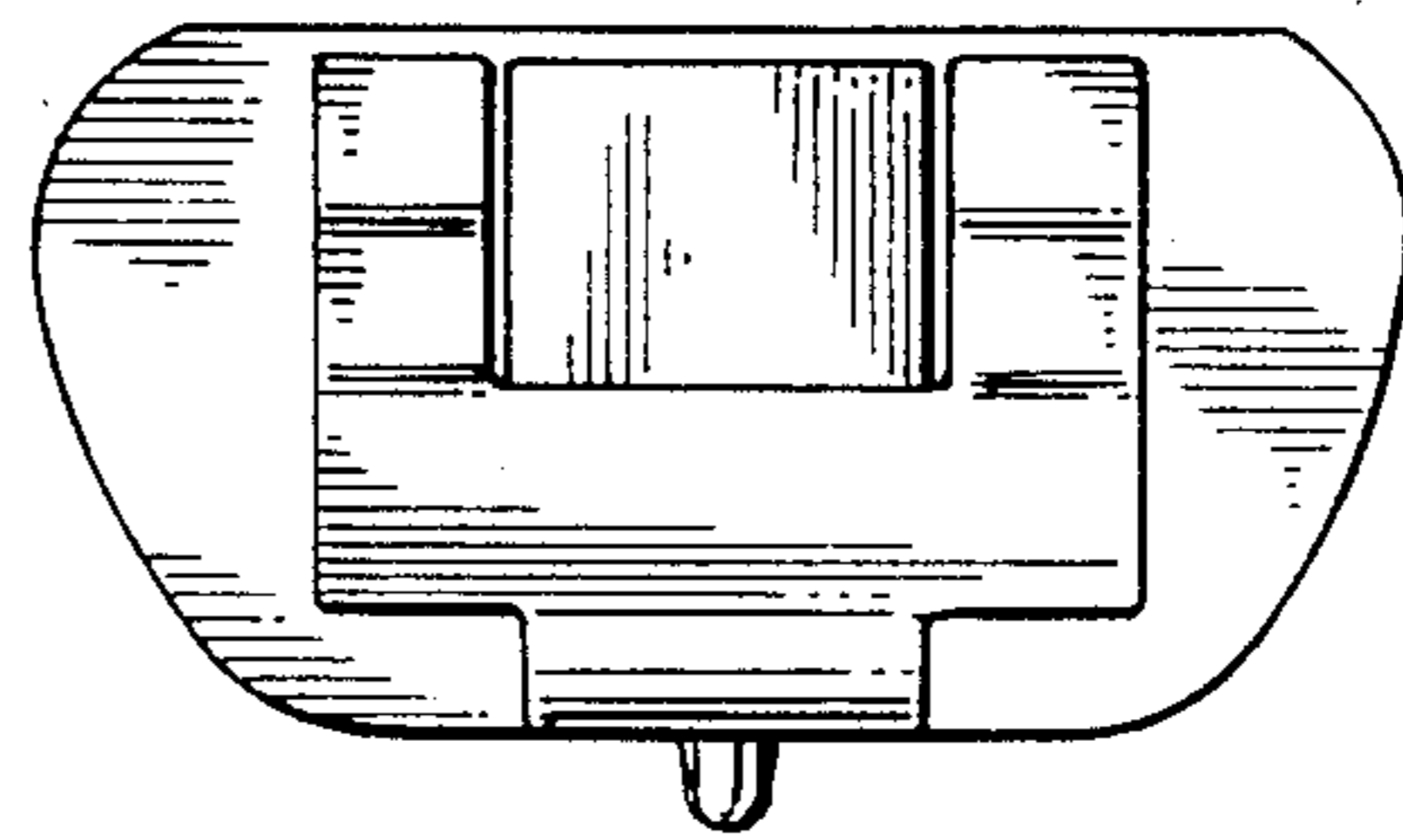


FIG. 6




FIG. 7




FIG. 8