

[54] SHOE SOLE FOOT FRAME

[75] Inventor: Michael A. Aveni, Lake Oswego, Oreg.

[73] Assignees: Nike, Inc.; Nike International, Ltd., both of Beaverton, Oreg.

[\*\*] Term: 14 Years

[21] Appl. No.: 536,451

[22] Filed: Jun. 12, 1990

[52] U.S. Cl. .... D2/314; D2/319; D2/277

[58] Field of Search ..... D2/264, 265, 277, 308-314, D2/317-320; 36/125, 23 R, 32 R, 59 R, 59 C, 101-103, 106, 112-114, 132, 136, 45

[56] References Cited

U.S. PATENT DOCUMENTS

D. 251,817	5/1979	Inohara	.....	D2/309
D. 262,751	1/1982	Anderie	.....	D2/310
D. 265,435	7/1982	Vernonet	.....	D2/309
D. 266,286	9/1982	Vernonet	.....	D2/309
D. 290,541	6/1987	O'Rourke	.....	D2/310
D. 304,389	11/1989	Miller	.....	D2/310
4,348,821	9/1982	Daswick	.....	36/103
4,776,111	10/1988	Crowley	.....	36/114 X
4,817,304	4/1989	Parker et al.	.....	36/114
4,833,795	5/1989	Diaz	.....	36/11.5 X

OTHER PUBLICATIONS

Footwear News, Feb. 8, 1989, pp. 14, 15 and back cover.  
Nike Fall 1988 Catalog, p. 24, published Jan. 1988.

Nike Spring 1989 Catalog, pp. 28, 30 and 32, published Jun. 1988.

Nike Spring 1990 Catalog, p. 22, published Jun 15, 1989.

Primary Examiner—Louis S. Zarfes  
Attorney, Agent, or Firm—Banner, Birch, McKie & Beckett

[57] CLAIM

The ornamental design for a shoe sole foot frame, as shown and described.

DESCRIPTION

FIG. 1 is a side elevational view of one side of a shoe sole foot frame showing one embodiment of my new design;

FIG. 2 is a side elevational view of the other side of the shoe sole foot frame shown in FIG. 1;

FIG. 3 is a rear elevational view of the shoe sole foot frame shown in FIG. 1;

FIG. 4 is a cross-sectional view of the shoe sole foot frame taken generally along line 4—4 of FIG. 2;

FIG. 5 is another cross-sectional view of the shoe sole foot frame taken generally along line 5—5 of FIG. 2;

FIG. 6 is a side elevational view of one side of a shoe sole foot frame showing another embodiment of my new design; and

FIG. 7 is a side elevational view of the other side of the shoe sole foot frame shown in FIG. 6.

The broken line showing of a shoe upper and a shoe sole, including the cupped vertical sides of the sole, is for illustrative purposes and forms no part of the claimed design.


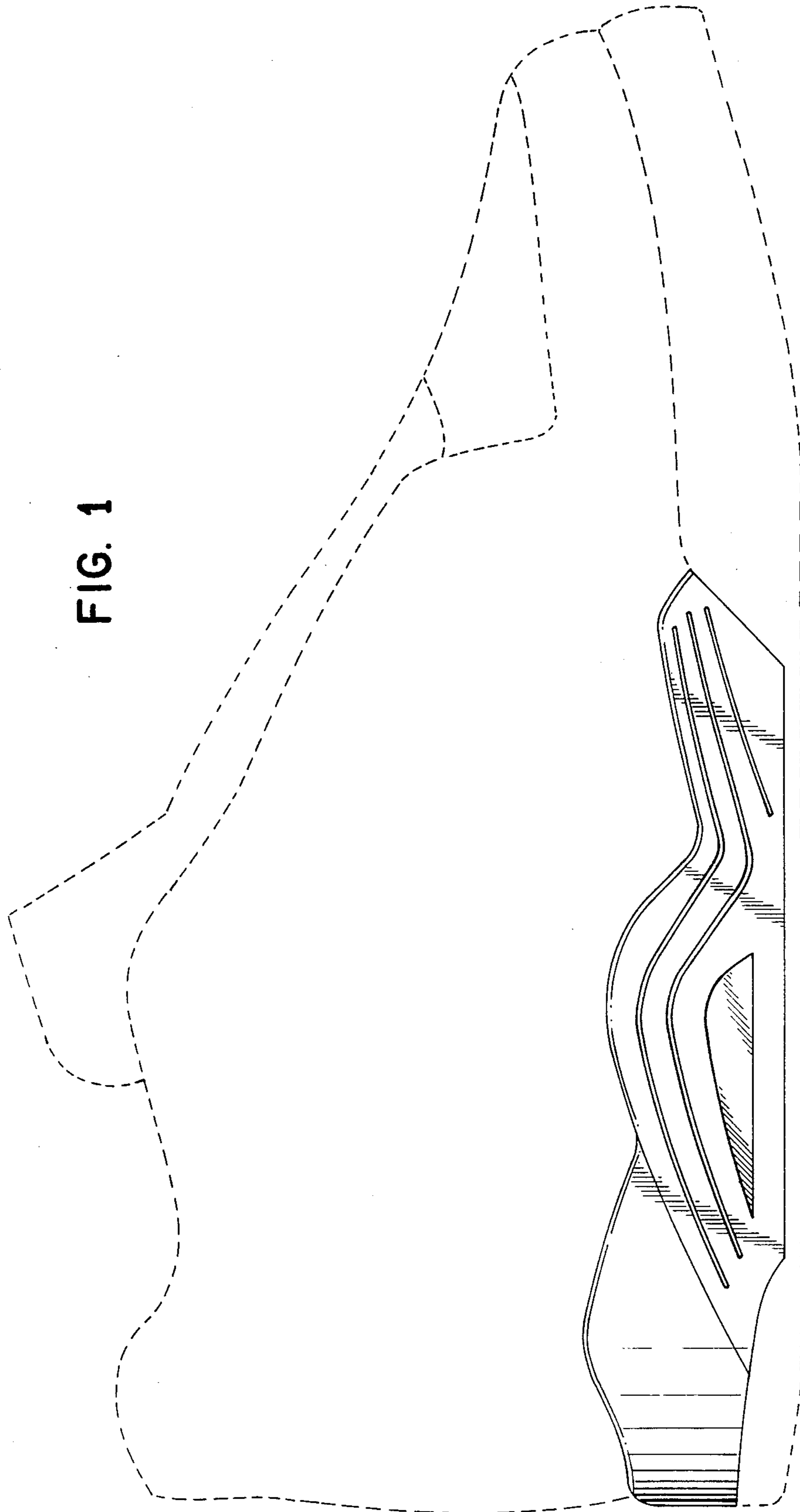


FIG. 1



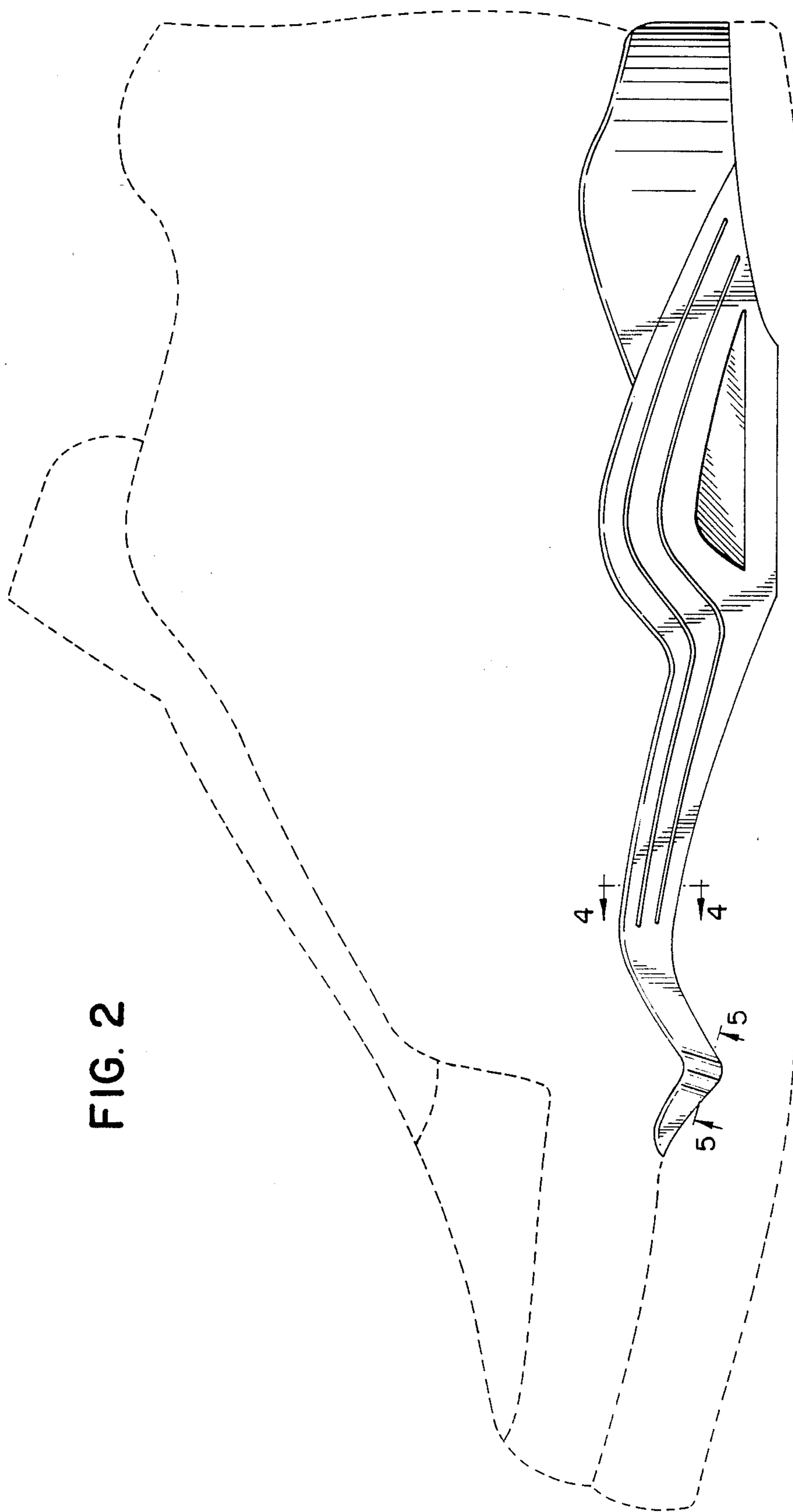


FIG. 2

FIG. 3

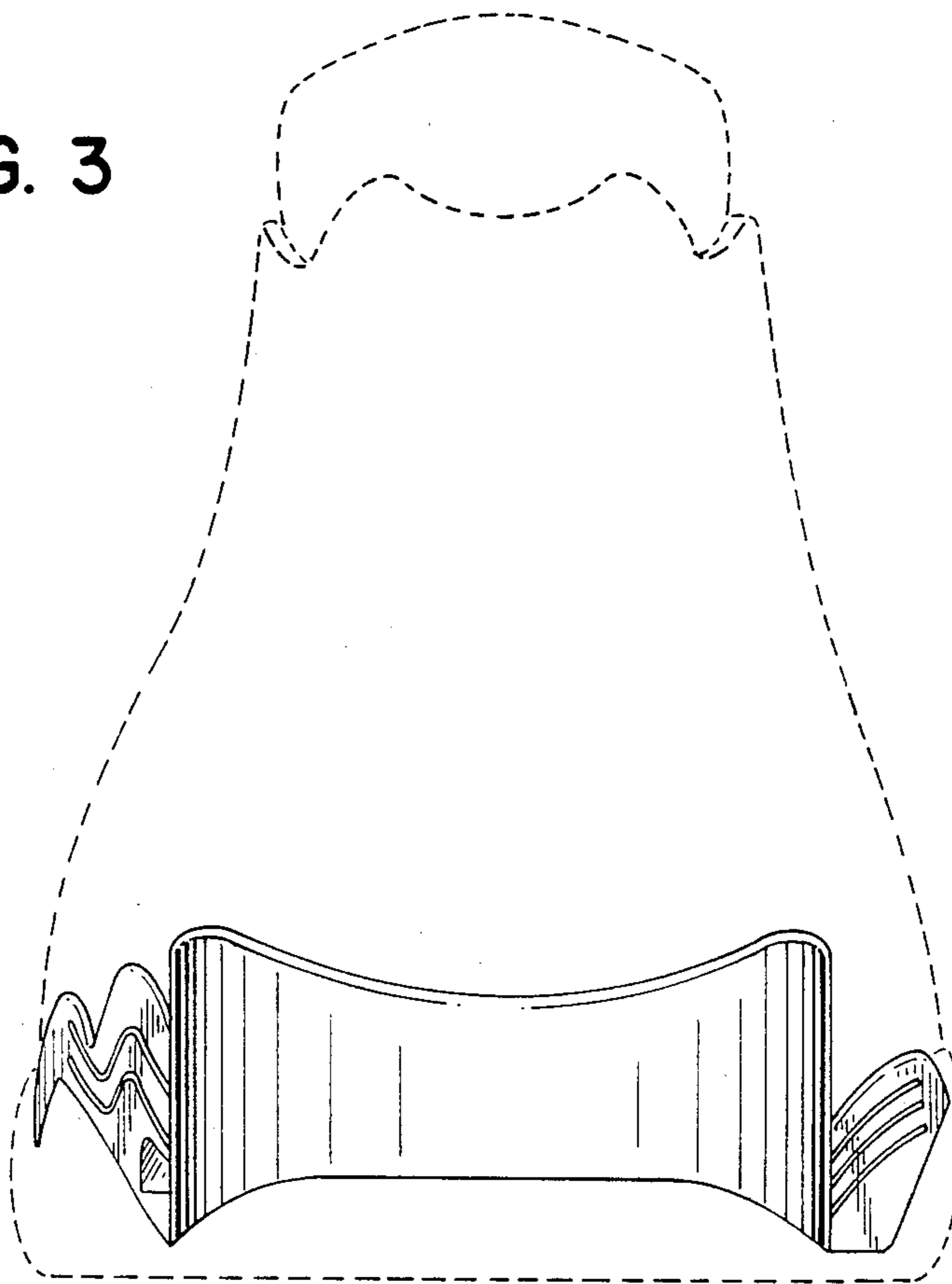


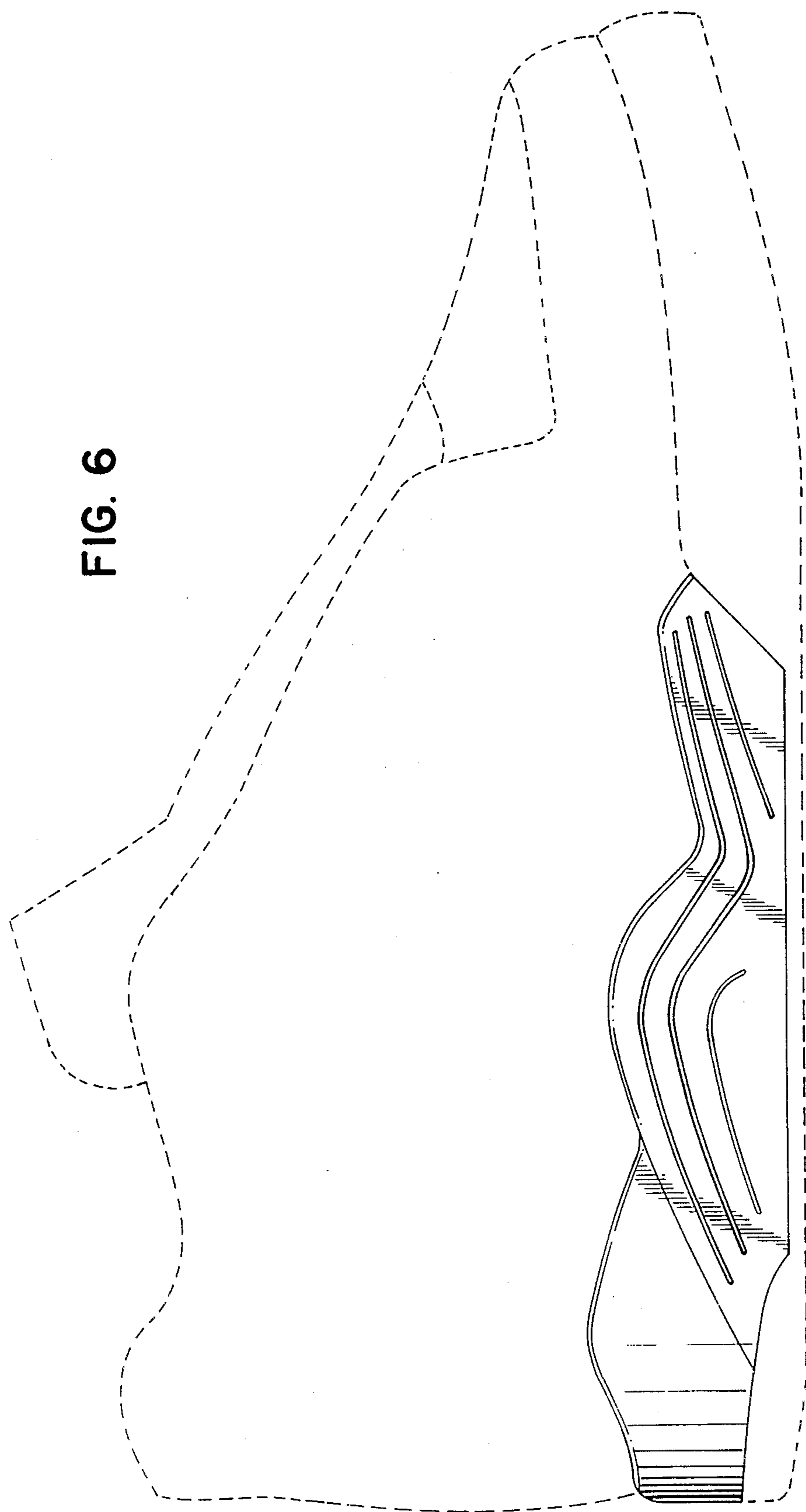
FIG. 4



FIG. 5



FIG. 6



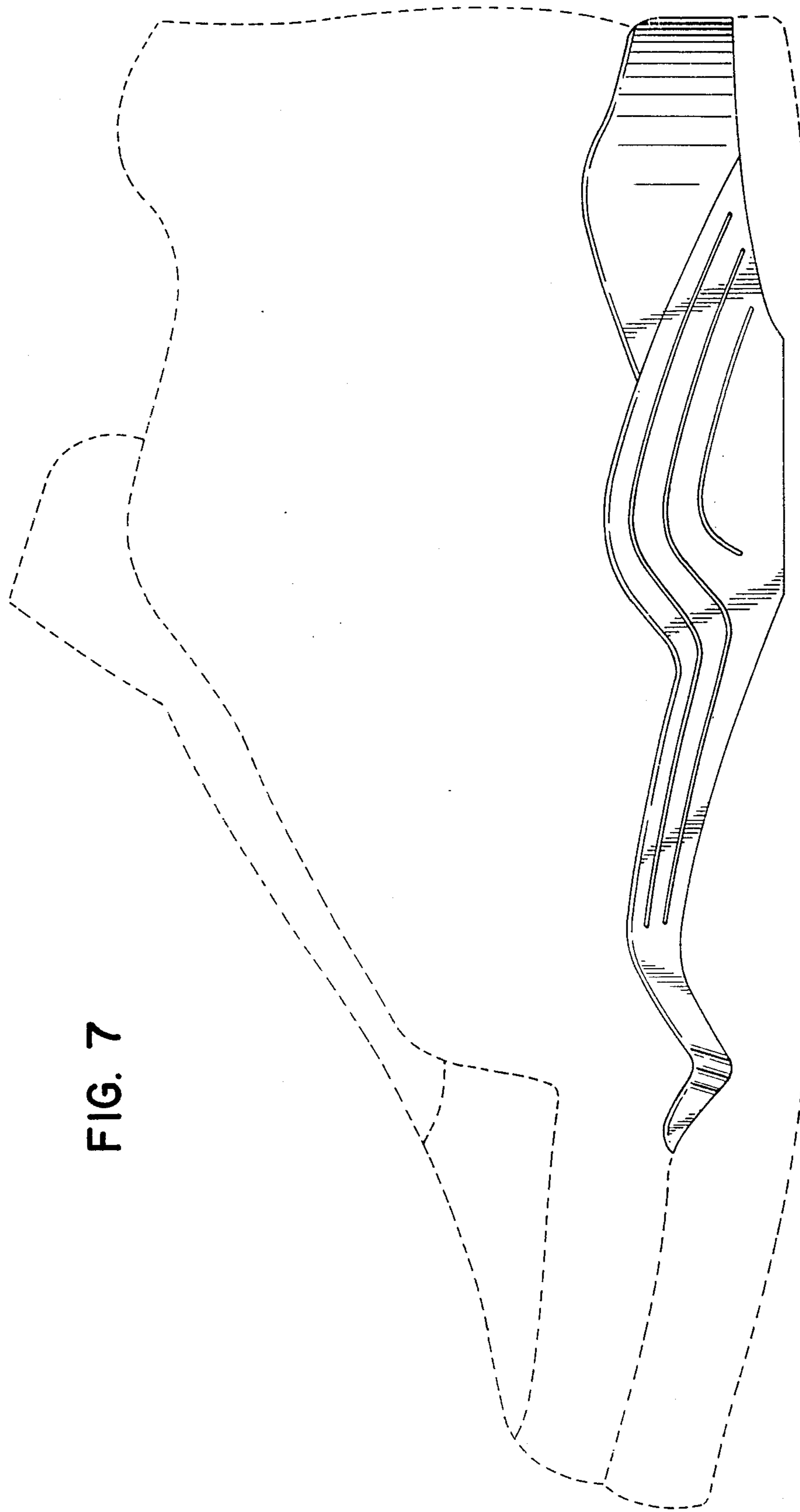


FIG. 7