

[54] LITTER BAGGING TOOL

[76] Inventor: John C. Roberts, 1309 Troon Dr., Edmond, Okla. 73034

[**] Term: 14 Years

[21] Appl. No.: 475,606

[22] Filed: Feb. 6, 1990

[52] U.S. Cl. D30/162

[58] Field of Search D30/161, 162, 199; 119/1, 95; D7/691, 692; D8/10; 15/257.1, 257.4, 1.7; 209/418, 419; D34/1; 294/1.3, 1.4, 55; 206/554; 383/6; D21/206

[56] References Cited

U.S. PATENT DOCUMENTS

D. 285,012	8/1986	Willis	D30/162
D. 299,075	12/1988	Scott	D34/1
D. 304,248	10/1989	Elrod	D30/162
3,306,649	2/1967	Zagwyn	D21/206
3,806,984	4/1974	Hilsabeck	294/1.3
3,872,834	3/1975	Fuhrman	D30/162
3,910,619	10/1975	Schmieler	294/55
3,942,832	3/1976	Haas, Jr.	294/1.3

4,003,100	1/1977	Whitaker	15/1.7
4,138,153	2/1979	Brown	15/257.1
4,149,745	4/1979	Willis	15/257.1
4,193,157	3/1980	Large	15/257.1
4,349,224	9/1982	Shiozaki	294/1.4
4,530,533	7/1985	Dieter	294/1.3

OTHER PUBLICATIONS

Spalding Catalog 1975; p. 28.

Primary Examiner—James R. Largen


Assistant Examiner—Cathy Anne MacCormac

[57] CLAIM

The ornamental design for a litter bagging tool, as shown and described.

DESCRIPTION

FIG. 1 is a right side elevational view of a litter bagging tool showing my new design; FIG. 2 is a left side elevational view thereof; FIG. 3 is a front elevational view thereof; FIG. 4 is a rear elevational view thereof; FIG. 5 is a top plan view thereof; and FIG. 6 is a bottom plan view thereof.






FIG. 1




FIG. 2

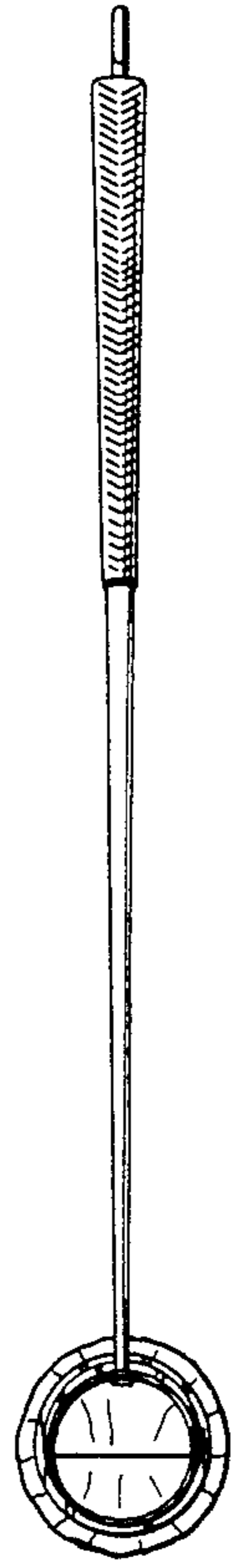


FIG. 3

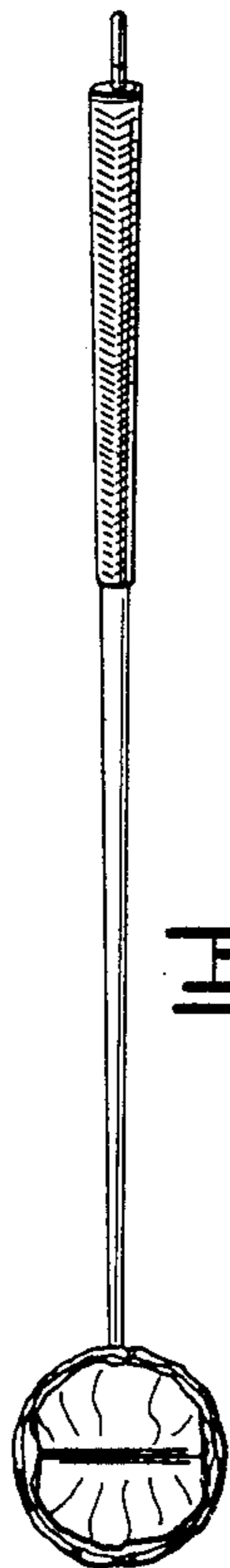


FIG. 4

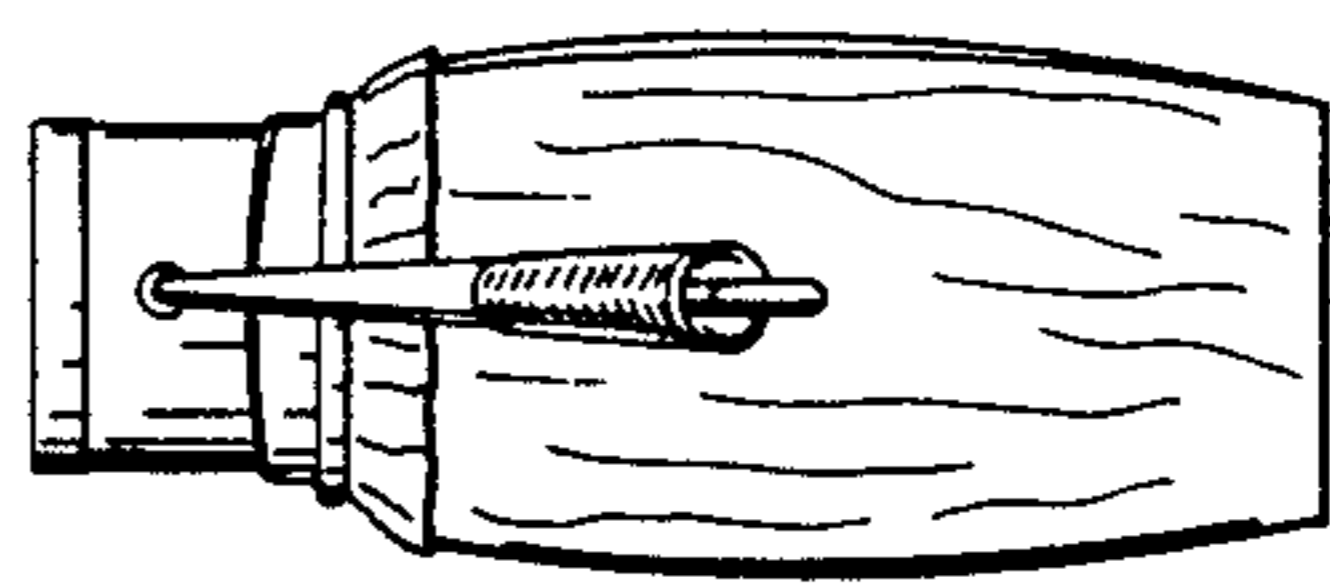


FIG. 5

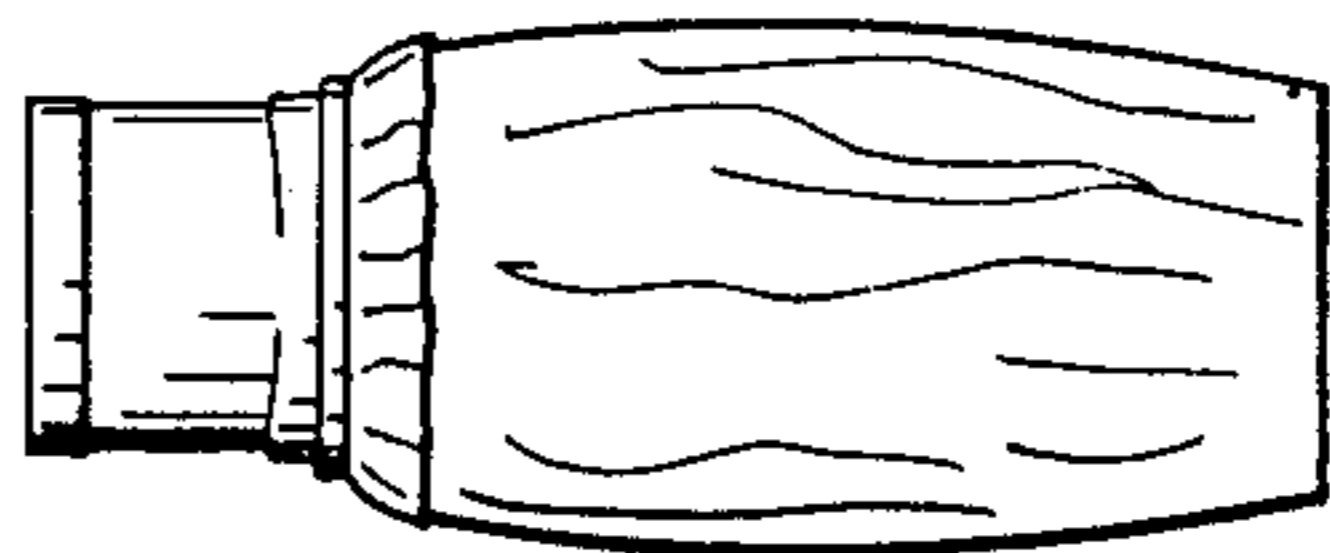


FIG. 6