

[54] LUMINAIRE

[75] Inventor: Wayne W. Compton, Chino Hills, Calif.

[73] Assignee: Kidde Consumer Durables Corporation, City of Industry, Calif.

[**] Term: 14 Years

[21] Appl. No.: 158,361

[22] Filed: Feb. 19, 1988

[52] U.S. Cl. D26/69; D26/107

[58] Field of Search D26/67-71, D26/93, 102-110; 362/432, 431, 410, 414, 267, 147, 362

[56] References Cited

U.S. PATENT DOCUMENTS

- D. 226,496 3/1973 Duern D26/107
- D. 251,930 5/1979 Didone D26/107 X
- D. 299,554 1/1989 Muller D26/69
- D. 299,555 1/1989 Muller D26/69

FOREIGN PATENT DOCUMENTS

- 1444217 5/1966 France 362/431

OTHER PUBLICATIONS

Bega Outdoor Lighting Catalog, ©1986, p. 35, bollard lighting fixture 7190 9693.

Bega Outdoor Lighting Catalog, ©1986, p. 43, bollard lighting fixture #9681.

Bega Outdoor Lighting Catalog, ©1986, p. 45, bollard lighting fixture #9634.

Primary Examiner—Susan J. Lucas
Attorney, Agent, or Firm—Donald D. Mon

[57] CLAIM

The ornamental design for a luminaire, as shown and described.

DESCRIPTION

FIG. 1 is a top, front perspective view of a luminaire showing my new design;

FIG. 2 is a front elevational view thereof on a reduced scale;

FIG. 3 is a top plan view thereof on a reduced scale;

FIG. 4 is a side elevational view thereof on a reduced scale, the opposite side being a mirror image;

FIG. 5 is a bottom view thereof on a reduced scale;

FIG. 6 is a top, front perspective view of a second embodiment of my new design;

FIG. 7 is a front elevational view thereof on a reduced scale, the rear being identical;

FIG. 8 is a top plan view thereof on a reduced scale;

FIG. 9 is a side elevational view thereof on a reduced scale, the opposite side being a mirror image;

FIG. 10 is a bottom plan view thereof on a reduced scale.






FIG. 2

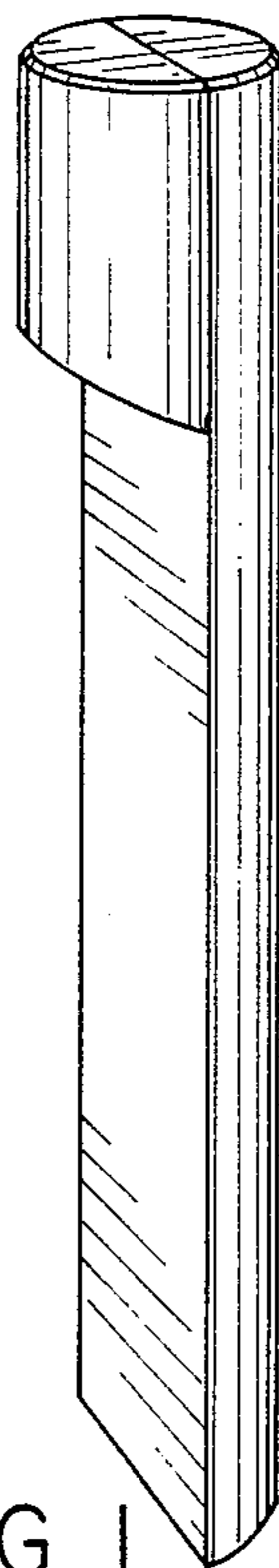


FIG. 1

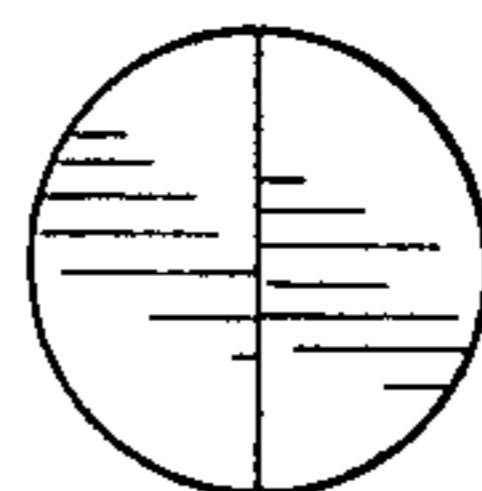


FIG. 3




FIG. 4

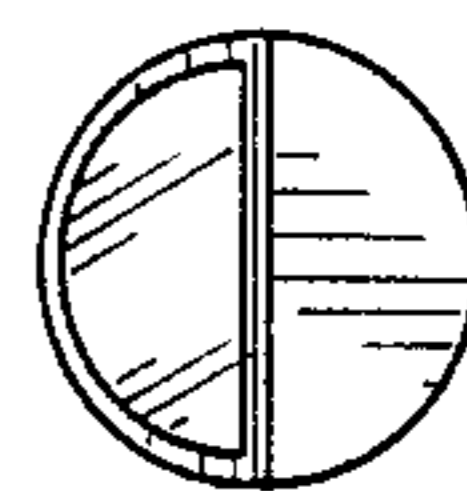


FIG. 5




FIG. 7

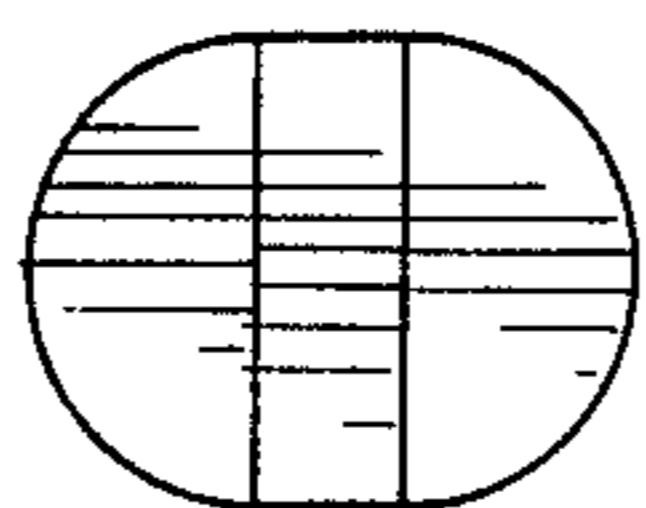


FIG. 8

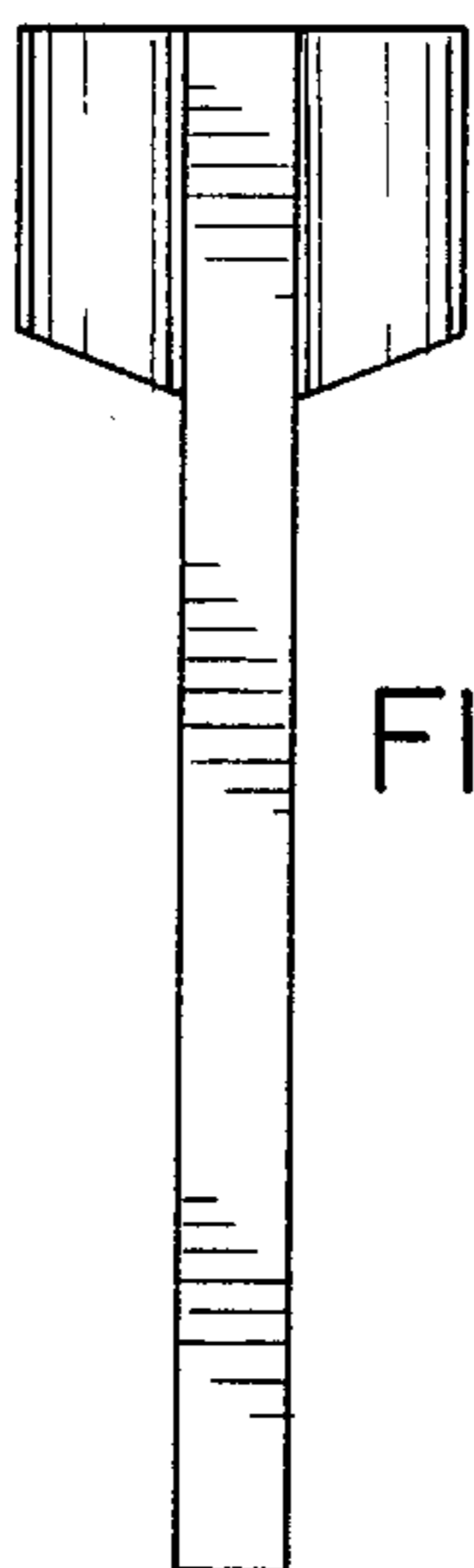


FIG. 9

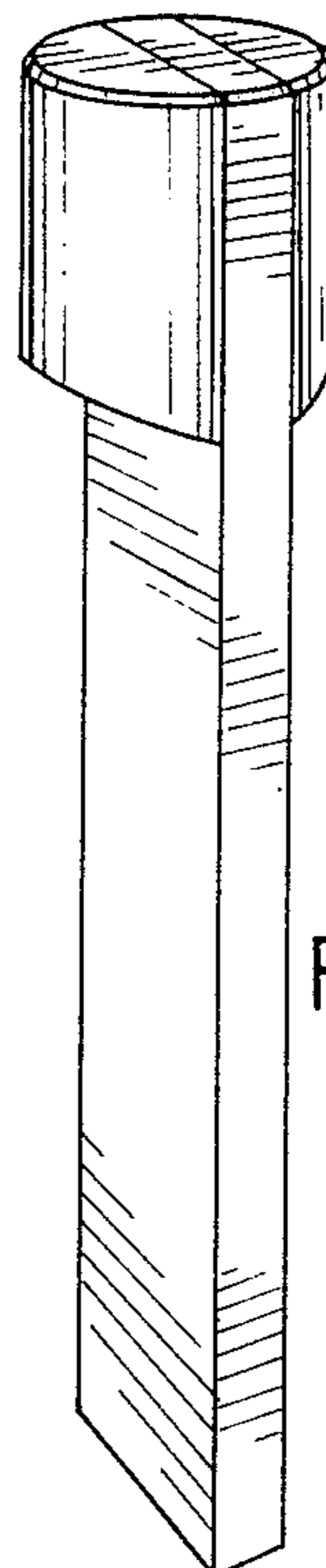


FIG. 6

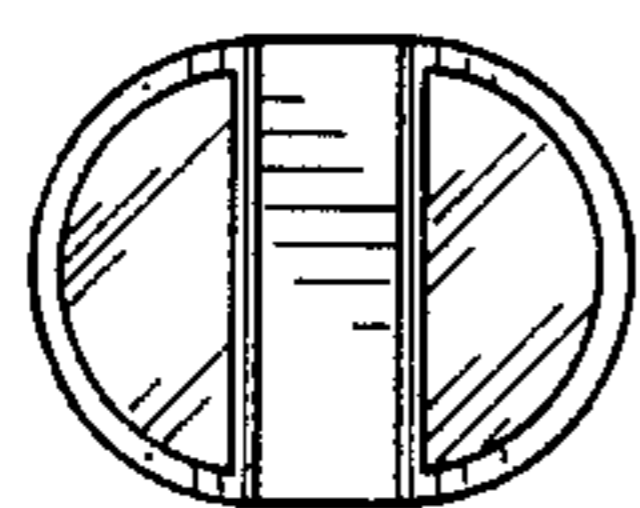


FIG. 10