

[54] **MOTOR DRIVEN TOY FLOWER**

[75] **Inventors: Isamu Kataoka, Ichikawa; Shinya Saitoh, Tokyo; Shigeru Nakane, Narashino, all of Japan**

[73] **Assignee: Takara Co., Inc., Tokyo, Japan**

[**] **Term: 14 Years**

[21] **Appl. No.: 318,807**

[22] **Filed: Mar. 3, 1989**

[30] **Foreign Application Priority Data**

Sep. 8, 1988 [JP] Japan 63-35566

[52] **U.S. Cl. D21/150**

[58] **Field of Search D21/59, 109, 148, 150, D21/155, 160; 446/175, 303, 390; 272/8 N, 27 N; 428/12, 24; 40/411, 414; D11/117, 143, 153; D10/9; D23/367**

[56] **References Cited**

U.S. PATENT DOCUMENTS

D. 193,155	7/1962	Goldman et al.	D11/117
D. 223,313	4/1972	White	D11/117
1,938,736	12/1933	Berman	D11/117
2,810,176	10/1957	Gaafar	D11/152
3,673,909	7/1972	Birnkrant	446/418
4,903,424	2/1990	Satoh et al.	428/24

Primary Examiner—Charles A. Rademaker
Attorney, Agent, or Firm—Price, Gess & Ubell

[57] **CLAIM**

The ornamental design for a motor driven toy flower, as shown and described.

DESCRIPTION

FIG. 1 is a front perspective view of a motor driven toy flower showing my new design;
FIG. 2 is a front elevational view thereof;
FIG. 3 is a right side elevational view thereof;
FIG. 4 is a left side elevational view thereof;
FIG. 5 is a rear elevational view thereof;
FIG. 6 is a top plan view thereof; and
FIG. 7 is a bottom plan view thereof.

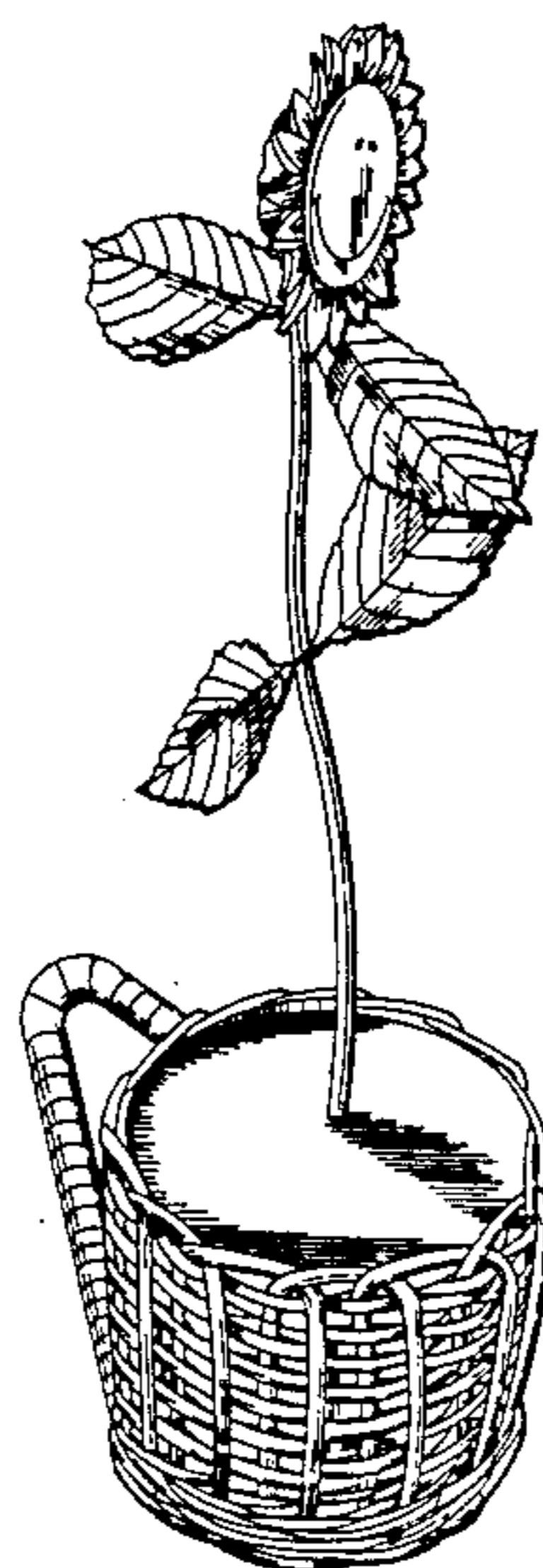


FIG. 1

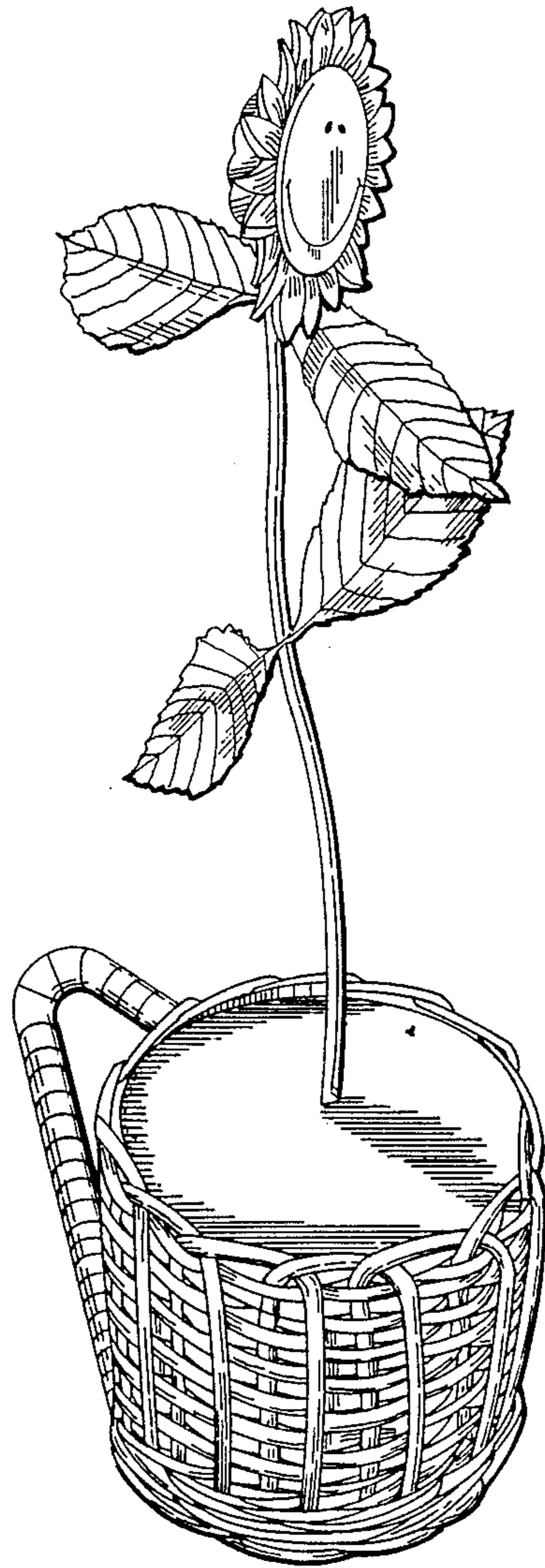


FIG. 2

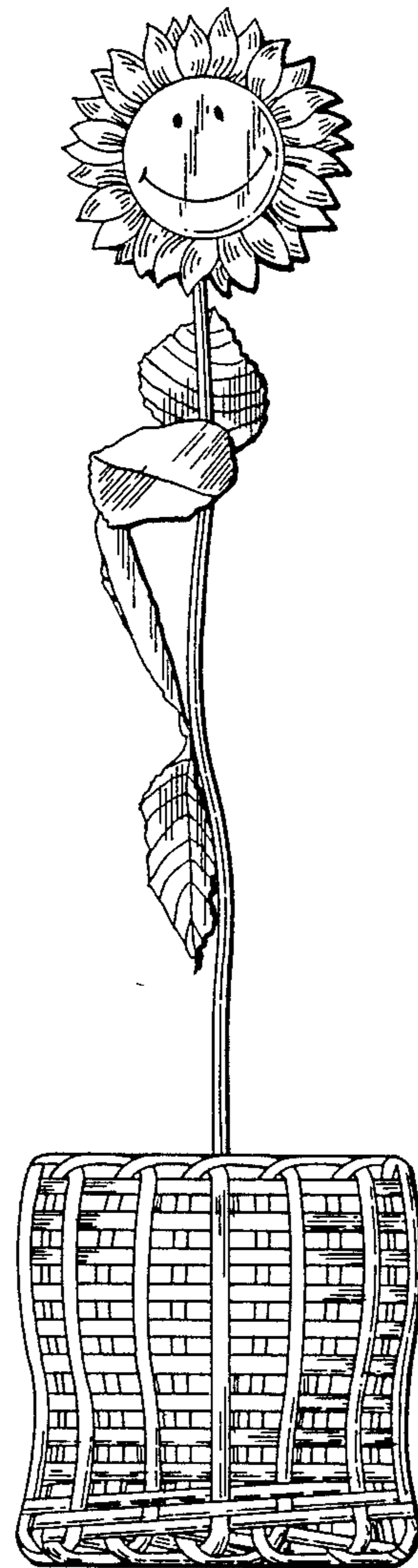


FIG. 3

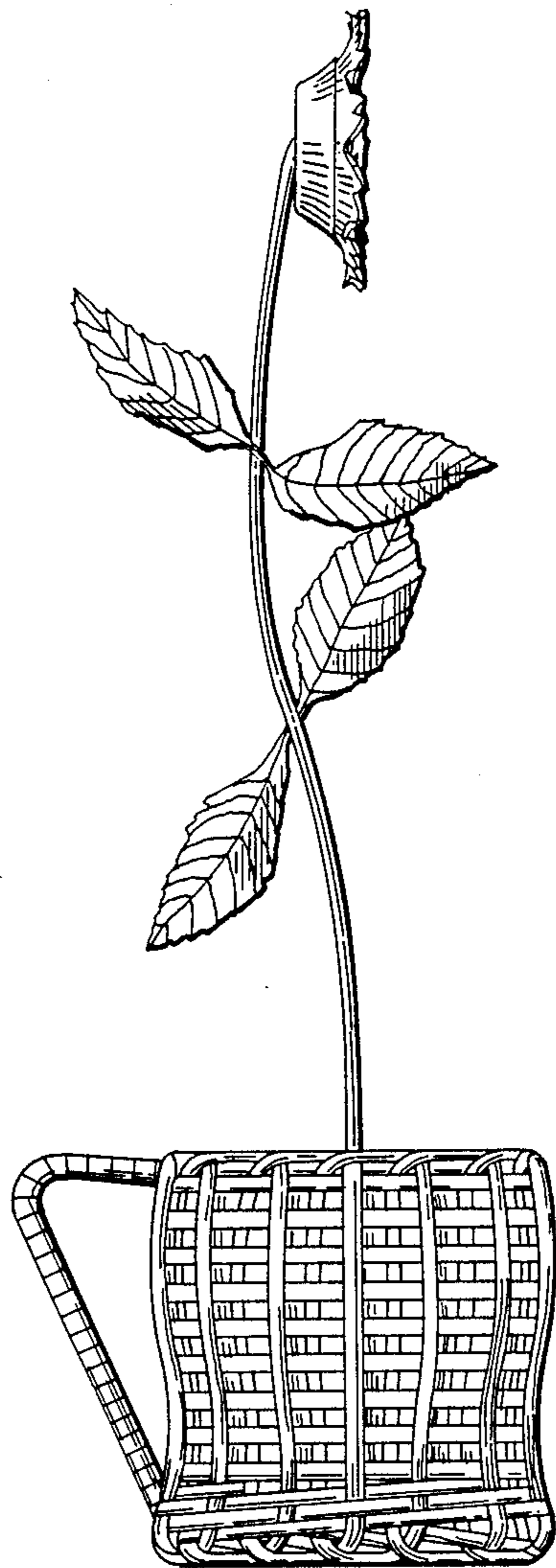


FIG. 4

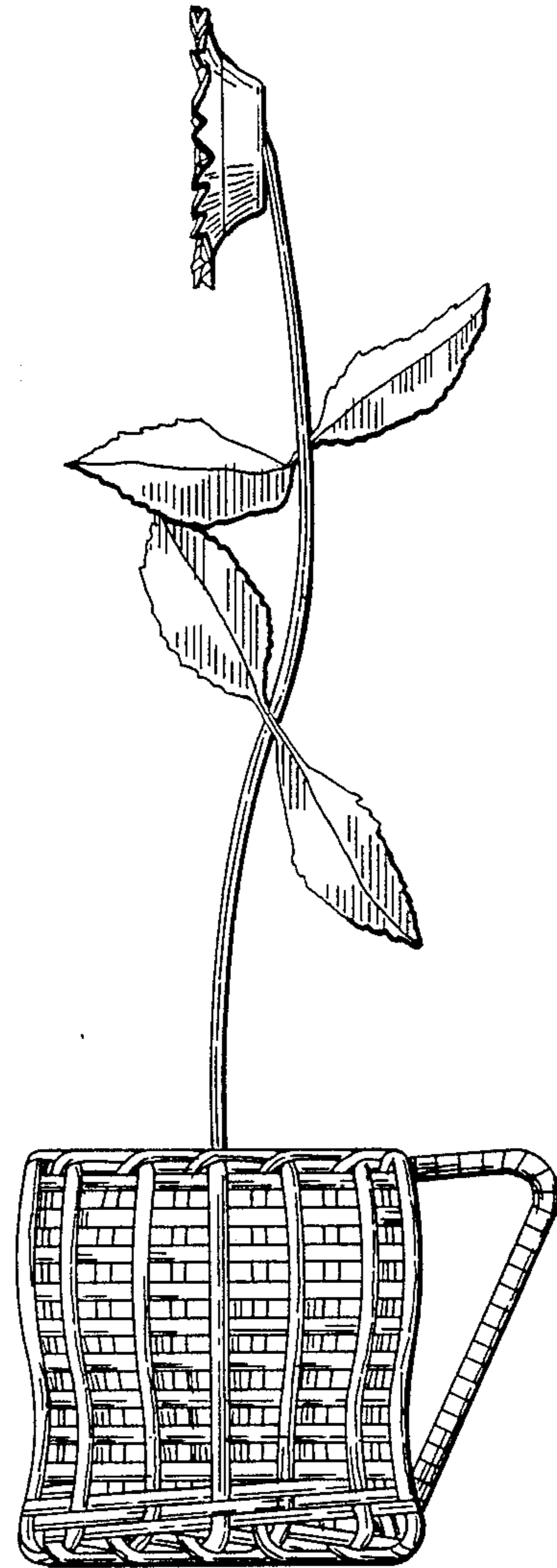


FIG. 5

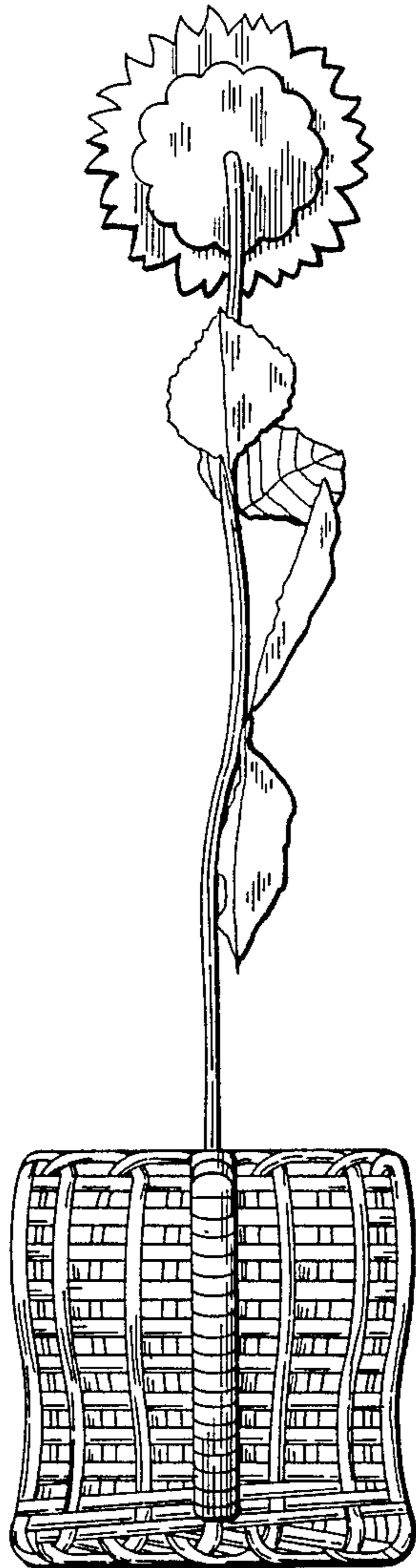


FIG. 6




FIG. 7

