

[54] WRITING INSTRUMENT

[75] Inventor: Jean-Pierre Vitrac, Paris, France

[73] Assignee: Prodir S.A., Cadempino, Switzerland

[**] Term: 14 Years

[21] Appl. No.: 423,855

[22] Filed: Oct. 19, 1989

[30] Foreign Application Priority Data

Apr. 21, 1989 [XH] Hague DM/013435

[52] U.S. Cl. D19/51; D19/43; D19/57

[58] Field of Search D19/35, 36, 41-51, D19/54-58

[56] References Cited

U.S. PATENT DOCUMENTS

- D. 179,450 12/1956 Harper D19/51
- D. 234,471 3/1975 Carre D19/51
- D. 245,852 9/1977 Carre D19/45
- D. 246,723 12/1977 Carre D19/49
- D. 261,010 9/1981 Itoh D19/51

- D. 279,993 8/1985 Oka D19/45
- D. 282,378 1/1986 Ohyabu et al. D19/43
- D. 286,164 10/1986 Tinz D19/48
- D. 288,335 2/1987 Regnault D119/49

OTHER PUBLICATIONS

Hong Kong Enterprise 10/81 See p. 226 top right #B2000 Fine-Desk copy.

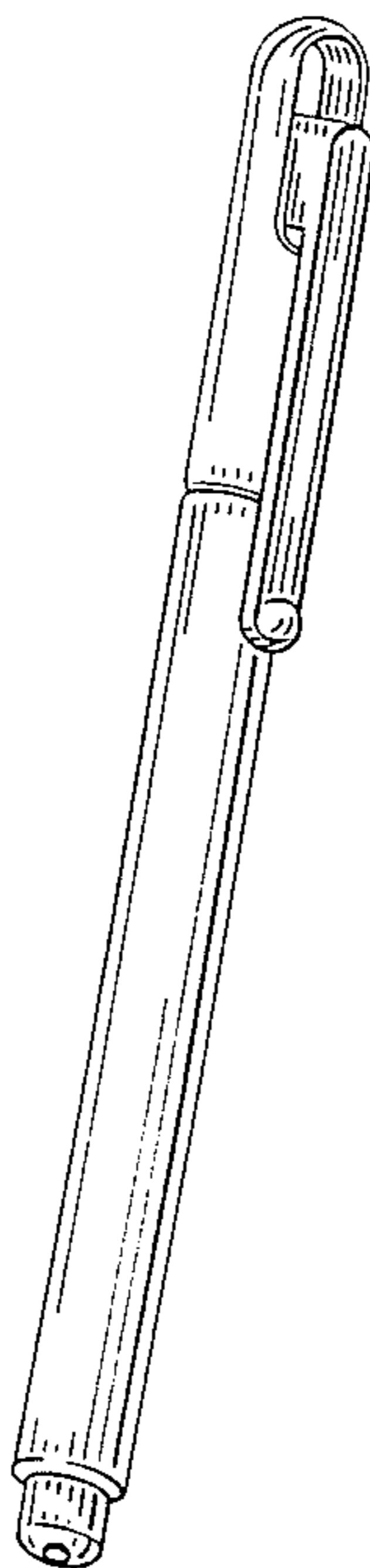
Primary Examiner—Bruce W. Dunkins
Assistant Examiner—Martha Thompson
Attorney, Agent, or Firm—Colucci & Umans

[57] CLAIM

The ornamental design for a writing instrument, as shown and described.

DESCRIPTION

FIG. 1 is a left front perspective view of a writing instrument showing my new design;
FIG. 2 is a right side elevational view, the left side being a mirror image thereof;
FIG. 3 is a front elevational view thereof;
FIG. 4 is a rear elevational view thereof;
FIG. 5 is a top plan view thereof; and
FIG. 6 is a bottom plan view thereof.



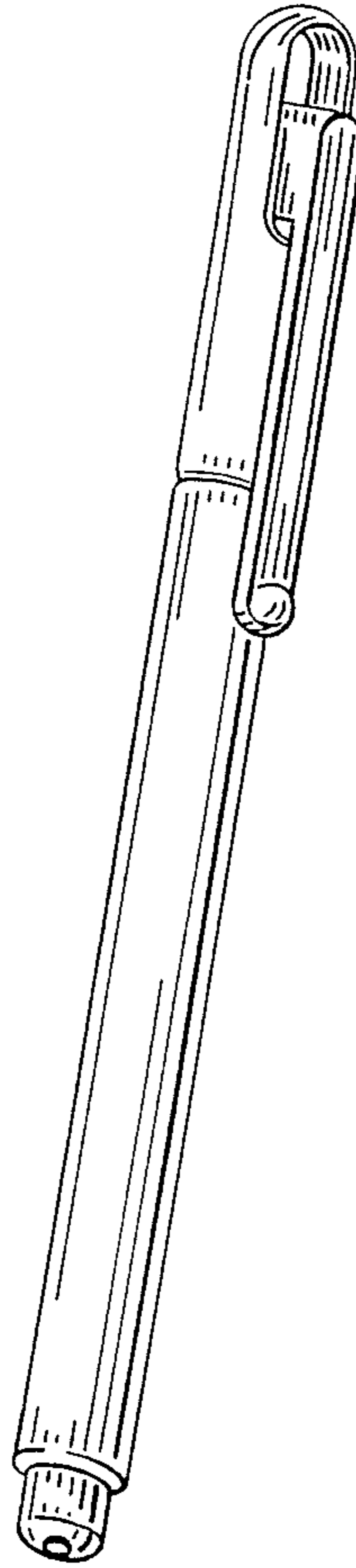


FIG. 1

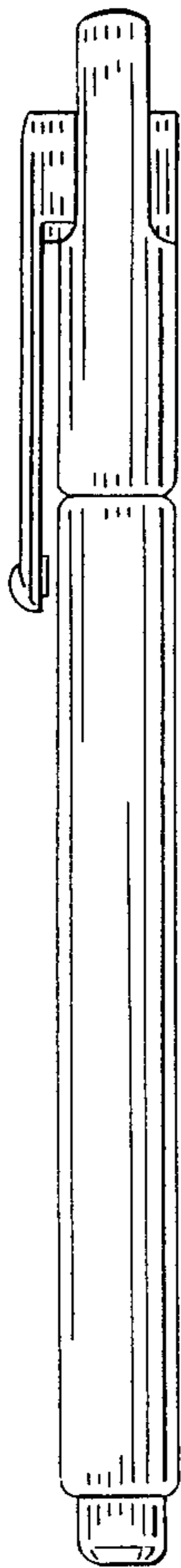


FIG. 2



FIG. 3

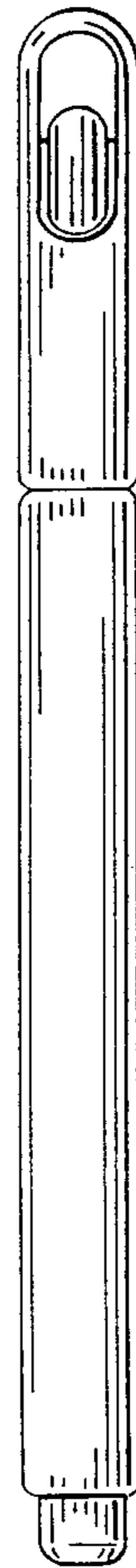


FIG. 4



FIG. 6



FIG. 5