

[54] EXTERIOR SHELL OF A TRUCK CAB BODY

[75] Inventors: **Huston Marlowe**, Orinda; **John Lindsley**, Felton, both of Calif.

[73] Assignee: **Paccar Inc.**, Bellevue, Wash.

[**] Term: **14 Years**

[21] Appl. No.: **244,956**

[22] Filed: **Sep. 15, 1988**

[52] U.S. Cl. **D12/96**

[58] Field of Search **D12/96, 97; 296/181, 296/183, 190; 180/89.1, 89.12, 89.14, 89.16, 89.19**

[56] **References Cited**
PUBLICATIONS

- Peterbilt Model 378 Brochure, published 9/87, Truck Cab Model 378.
- Peterbilt Model 372 Brochure, published 9/88, Truck Cab Model 372.
- Volvo White Truck Corp. Data Sheet, ©1987, Truck Cab Cat. 3406B.
- Freightliner, "The Efficient Machine" Brochure, ©1984, Truck Cabs.
- Freightliner 1986 Standard Specs for Medium Conventional Brochure, Truck Cabs.
- Commercial Carrier Journal, 2/87, p. 97, Kenworth Truck Cab.
- Commercial Carrier Journal, 3/87, Rear Cover, Peterbilt Truck Cab.

- Commercial Carrier Journal, 7/87, p. 28, Navistar Truck Cab, top center of page.
- Western Star brochure entitled "Haul Stars", Mar. 1984.
- Western Star publication entitled "Log Stars", Mar. 1984.
- Western Star publication entitled "Highway Stars", Mar. 1984.
- Freightliner brochure entitled "Investing in Efficiency", Mar. 1985.
- Freightliner brochure entitled "The Efficient Machine", Apr. 1985.
- Freightliner brochure with 1986 standard specs, Apr. 1985.



Primary Examiner—James M. Gandy
Attorney, Agent, or Firm—Flehr, Hohbach, Test, Albritton & Herbert

[57] **CLAIM**

The ornamental design for an exterior shell of a truck cab body, as shown and described.

DESCRIPTION

FIG. 1 is a side elevation view of an exterior shell of a truck cab body showing our new design, it being understood that the opposite side is a mirror image thereof and that the broken lines are for illustrative purposes only and form no part of the claimed design; FIG. 2 is an enlarged front elevation view thereof; FIG. 3 is a top plan view thereof; and FIG. 4 is an enlarged rear elevation view, it being understood that the lower front edge and front interior surface thereof have been omitted for clarity of illustration.



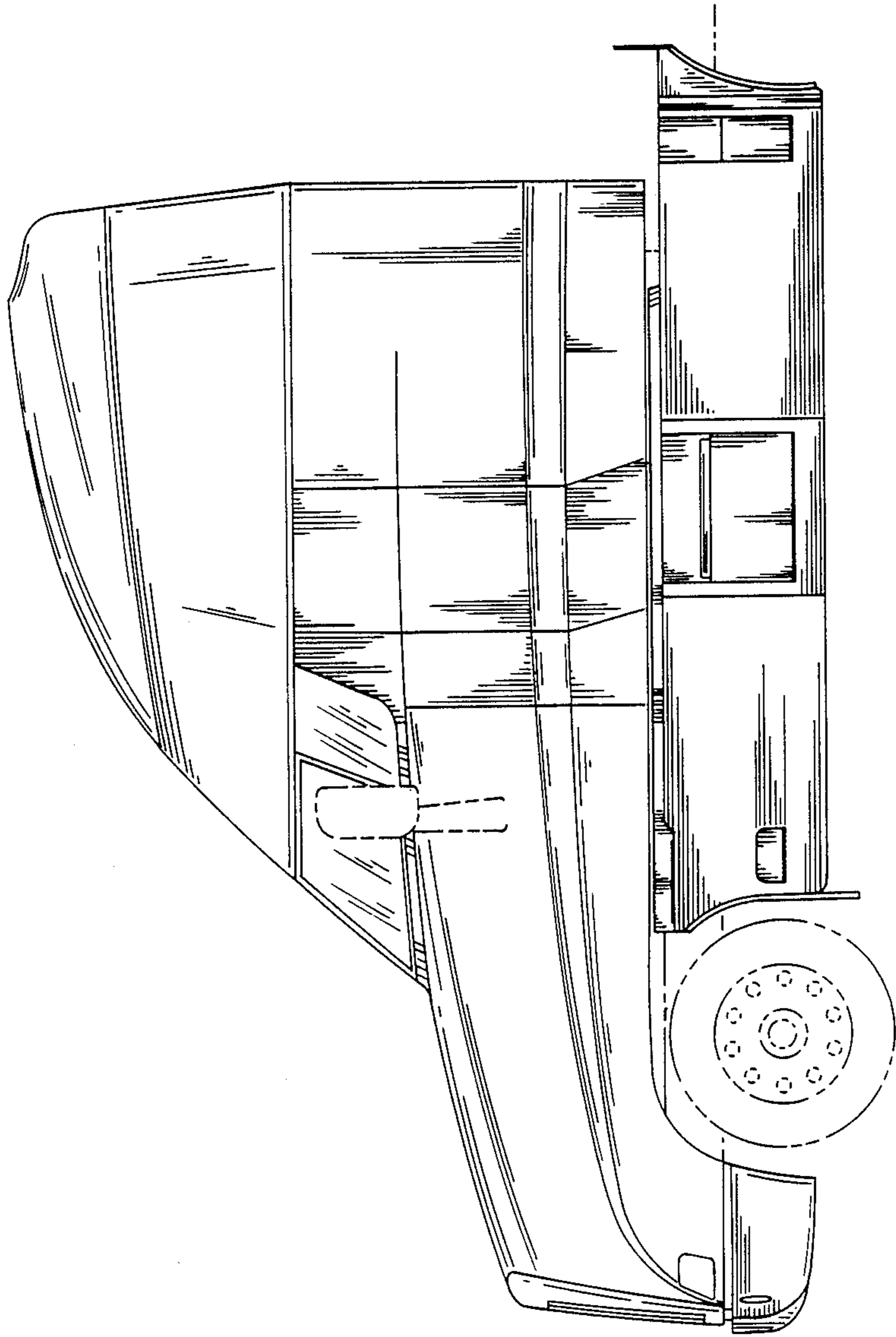


FIG.-1.




FIG.-2.




FIG.-3.

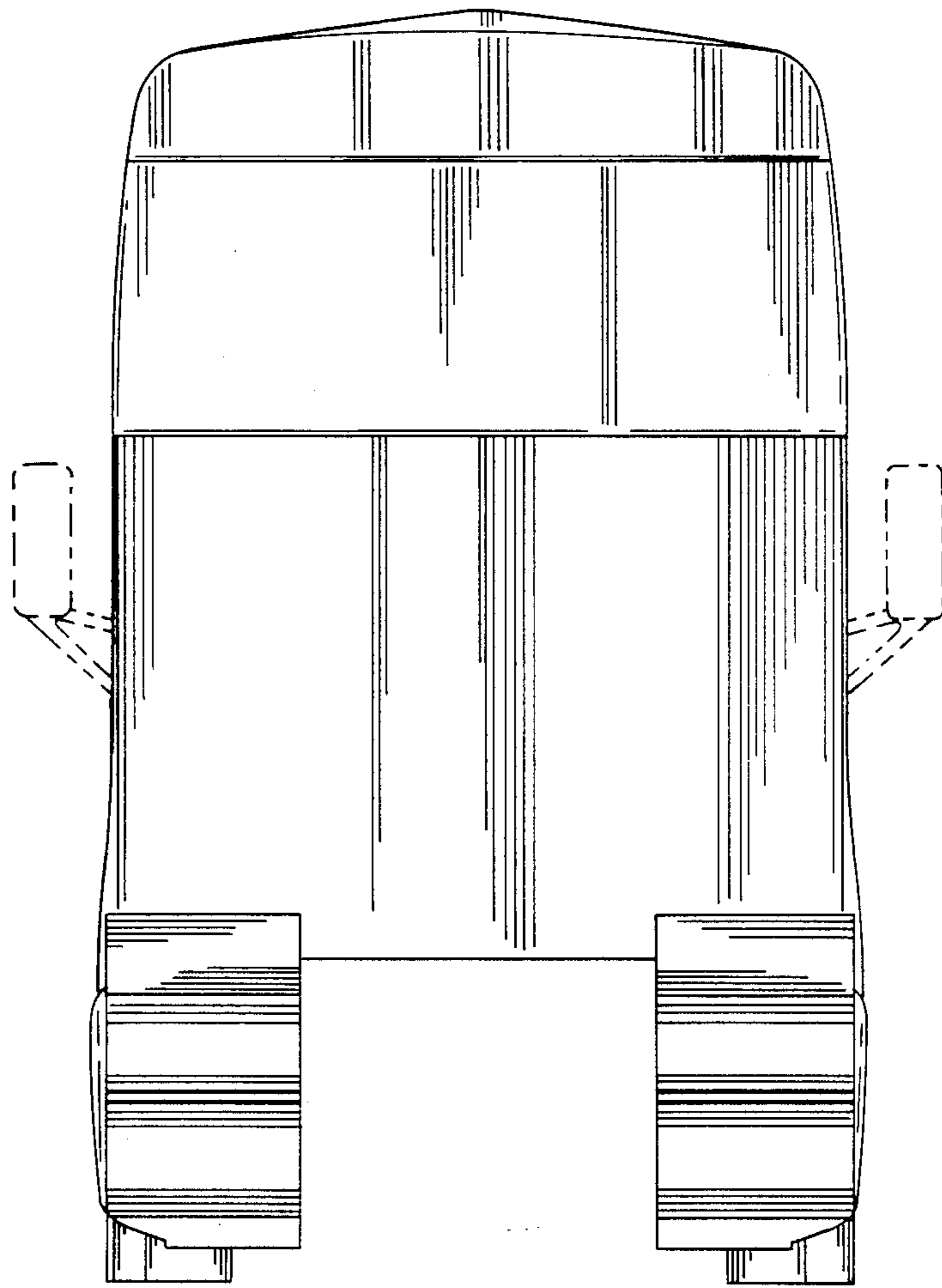


FIG.-4.