

[54] WRIST WATCH

3,866,406 2/1975 Roberts ..... D10/38 X

[75] Inventor: Yoh Fujiwara, Hamura, Japan

OTHER PUBLICATIONS

[73] Assignee: Casio Computer Co., Ltd., Tokyo, Japan

*Jewelers' Circular—Keystone*, 9/60, p. 51, watch.  
*Jewelers' Circular—Keystone*, 2/75, p. 26, watch top left.  
*European Jeweler*, 4/87, p. 53, watch bottom center.

[\*\*] Term: 14 Years

*Primary Examiner*—Nelson C. Holtje  
*Assistant Examiner*—Gary D. Watson  
*Attorney, Agent, or Firm*—Frishauf, Holtz, Goodman & Woodward

[21] Appl. No.: 79,281

[22] Filed: Jul. 29, 1987

[52] U.S. Cl. .... D10/39

[58] Field of Search ..... D10/20-39,  
D10/122-126; 368/228, 232, 285

[57] CLAIM

The ornamental design for a wrist watch, as shown and described.

[56] References Cited

DESCRIPTION

U.S. PATENT DOCUMENTS

|            |         |           |       |        |
|------------|---------|-----------|-------|--------|
| D. 79,879  | 11/1929 | Conant    | ..... | D10/38 |
| D. 110,124 | 6/1938  | Schlenker | ..... | D10/23 |
| D. 190,874 | 7/1961  | Kursh     | ..... | D10/22 |
| D. 232,919 | 9/1974  | Cuccio    | ..... | D10/25 |
| D. 238,660 | 2/1976  | Ruefli    | ..... | D10/39 |
| D. 278,605 | 4/1985  | Didisheim | ..... | D10/39 |
| D. 290,234 | 6/1987  | Komatsu   | ..... | D10/38 |
| D. 290,347 | 6/1987  | Komatsu   | ..... | D10/38 |

FIG. 1 is a front elevational view of a wrist watch showing my new design;  
FIG. 2 is a top plan view thereof;  
FIG. 3 is a right side elevational view thereof;  
FIG. 4 is a left side elevational view thereof;  
FIG. 5 is a bottom plan view thereof;  
FIG. 6 is a rear elevational view thereof; and  
FIG. 7 is a right front perspective view thereof.




FIG. 2

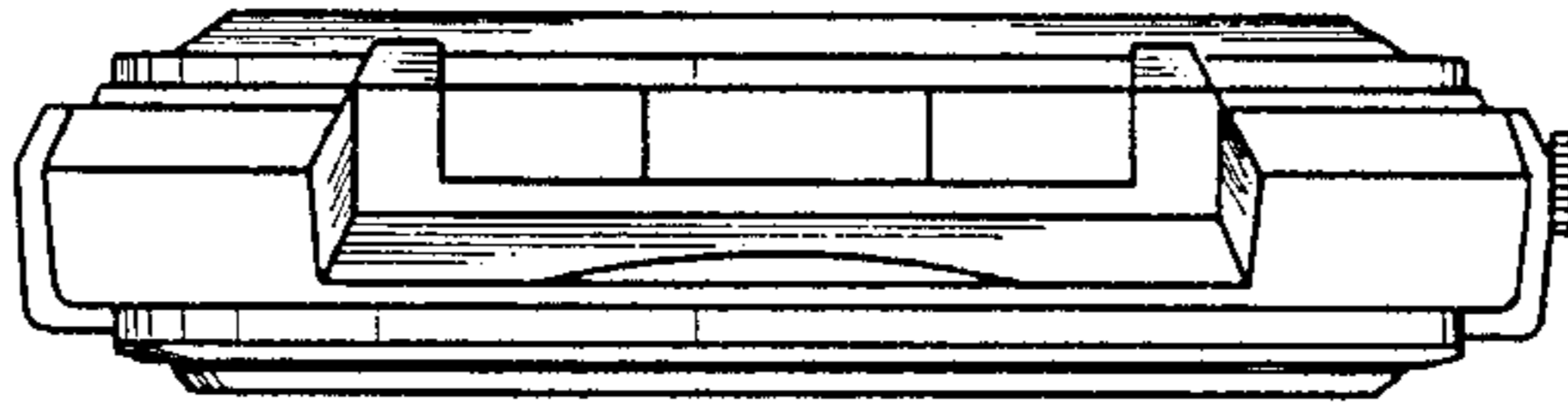


FIG. 4




FIG. 1




FIG. 3

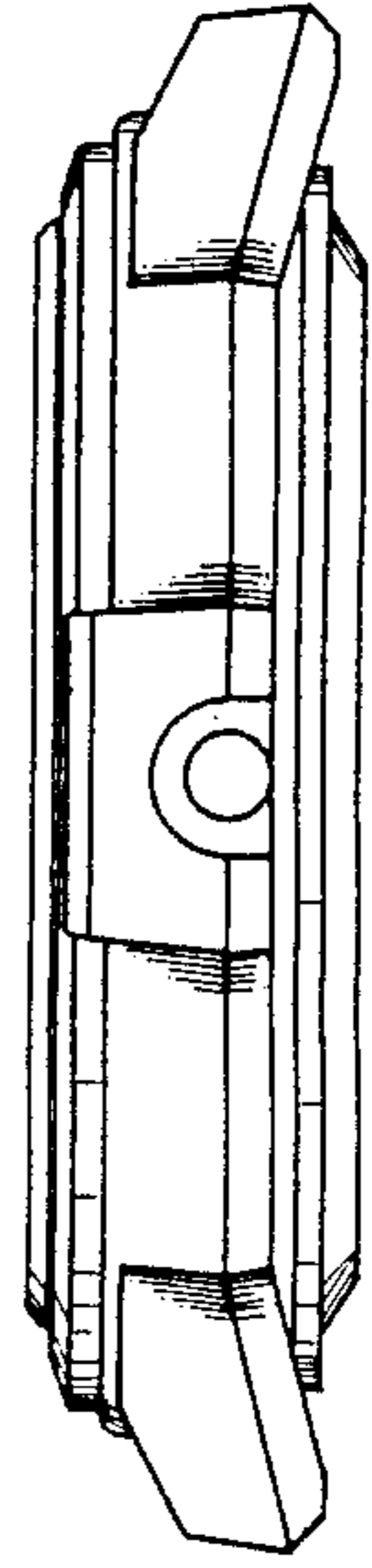


FIG. 5

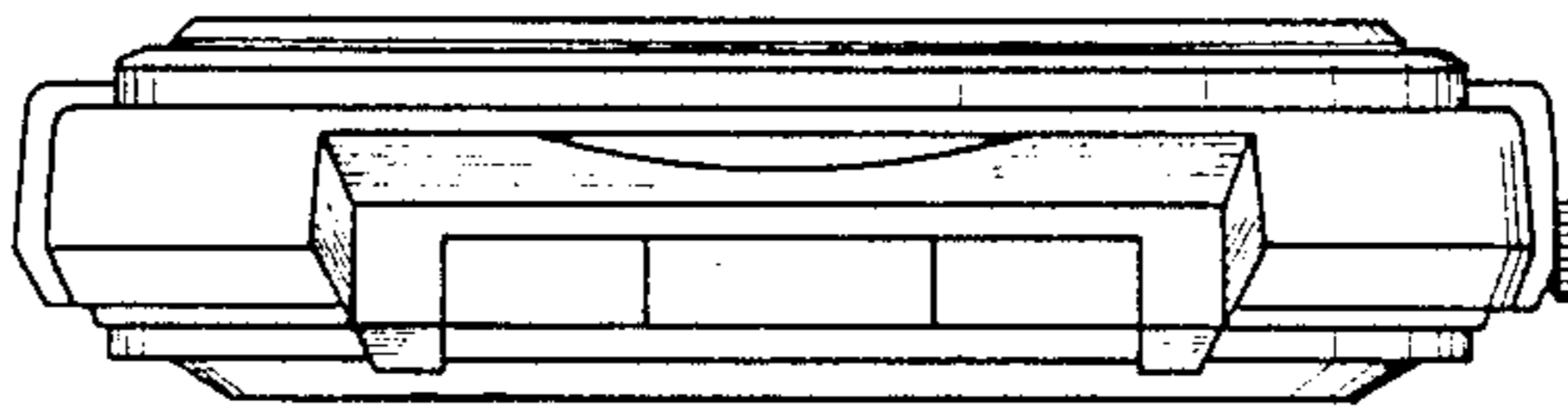


FIG. 6

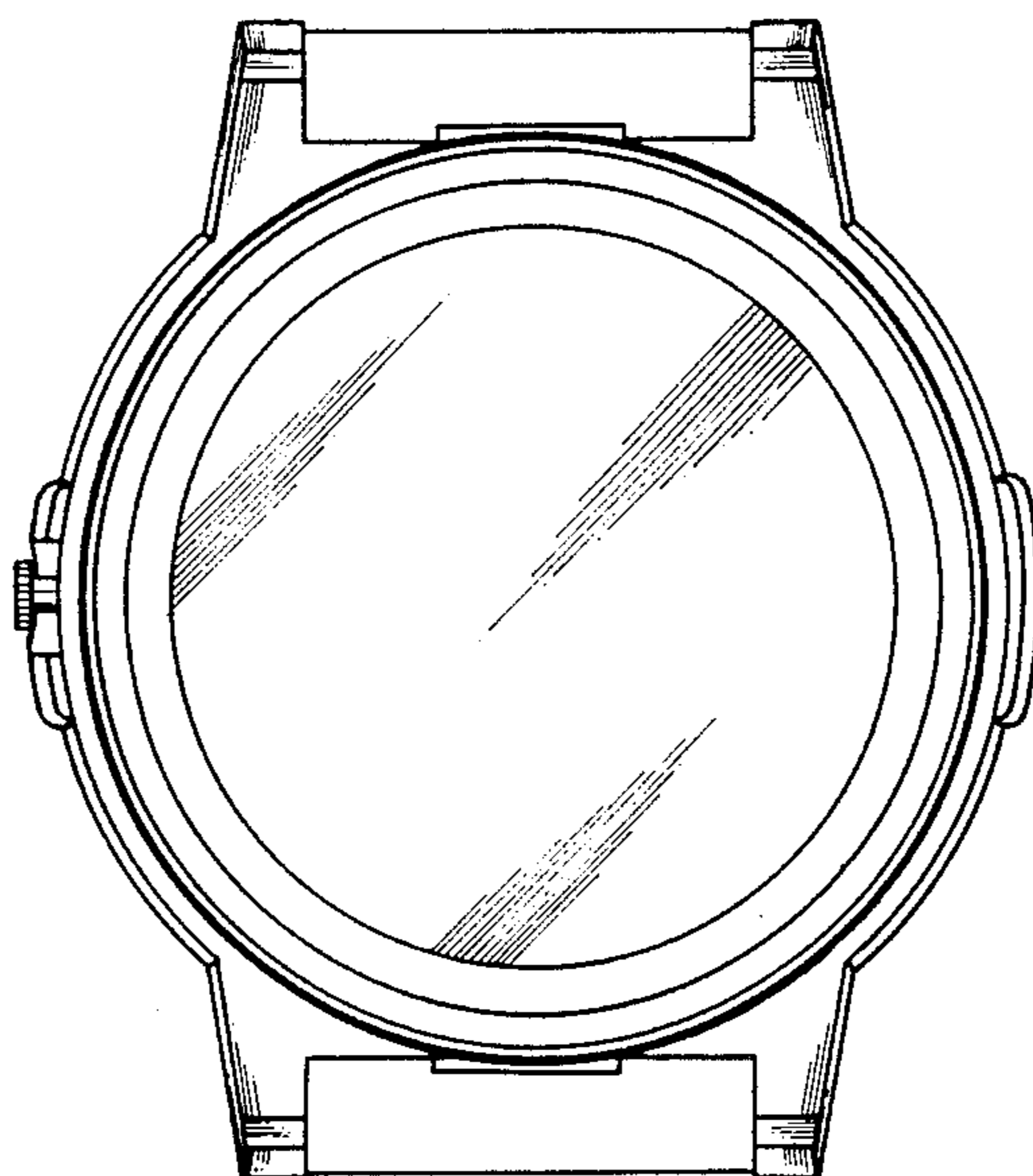


FIG. 7

