

[54] BEVERAGE CAN COVER

[76] Inventor: Terence Tucker, 1589 Michael La., Pacific Palisades, Calif. 90272

[\*\*] Term: 14 Years

[21] Appl. No.: 49,453

[22] Filed: May 14, 1987

[52] U.S. Cl. .... D9/447; D9/435

[58] Field of Search ..... D9/435, 443, 447, 454; 215/201, 208, 216, 217, 224, 225, 250, 252, 258, 261, 262, 277, 296, 298, 305, 306, 316, 355; 222/556, 553, 572

3,510,021 5/1970 Silver ..... 215/216

3,583,591 6/1971 Hayashida ..... D9/454

3,744,655 7/1973 Nixdorff, Jr. .... 215/216

4,098,439 7/1978 Blow, Jr. et al. .

4,537,326 8/1985 Morehead .

4,564,116 1/1986 Prohaska ..... 215/250

Primary Examiner—B. J. Bullock  
 Assistant Examiner—Dominic Simone  
 Attorney, Agent, or Firm—Pretty, Schroeder, Brueggemann & Clark

[57] CLAIM

The ornamental design for a beverage can cover, as shown and described.

[56] References Cited

U.S. PATENT DOCUMENTS

110,148 12/1870 Leach .

D. 146,355 2/1947 Guarnaschelli ..... D9/443

D. 200,820 4/1965 Blakslee ..... D9/443

D. 258,496 3/1981 Ludwig, Jr. et al. .... D9/443

1,463,892 8/1923 Ingram et al. .... 215/250

3,187,919 6/1965 Inglis ..... D9/443

3,372,832 3/1968 Yeater et al. .

3,421,654 1/1969 Hexel ..... D9/435

DESCRIPTION

FIG. 1 is a perspective view of a beverage can cover embodying my new design;

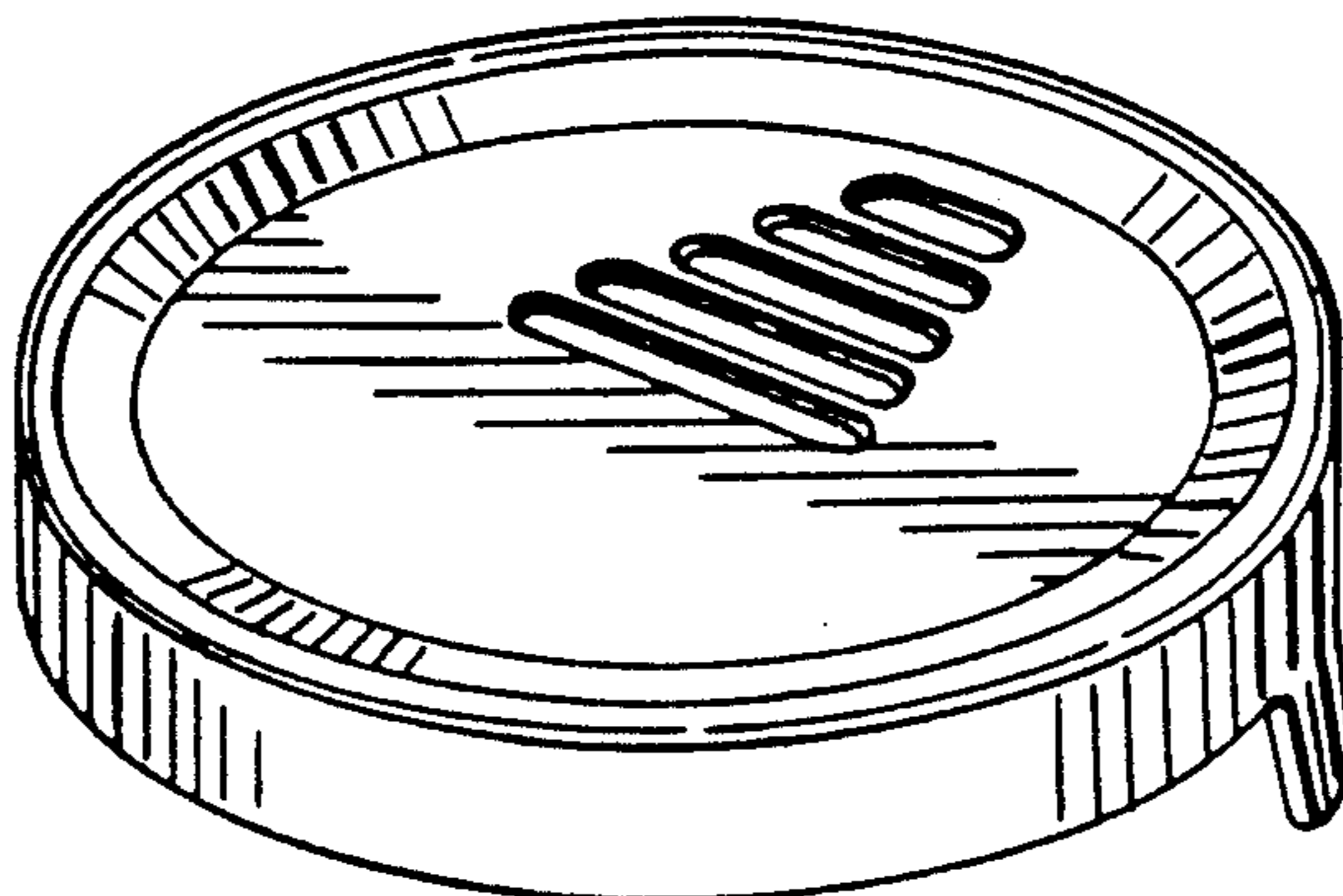
FIG. 2 is a top plan view thereof;

FIG. 3 is a bottom plan view thereof;

FIG. 4 is a left side elevational view thereof;

FIG. 5 is a right side elevational view thereof;

FIG. 6 is a front elevational view thereof, the rear being a mirror image.



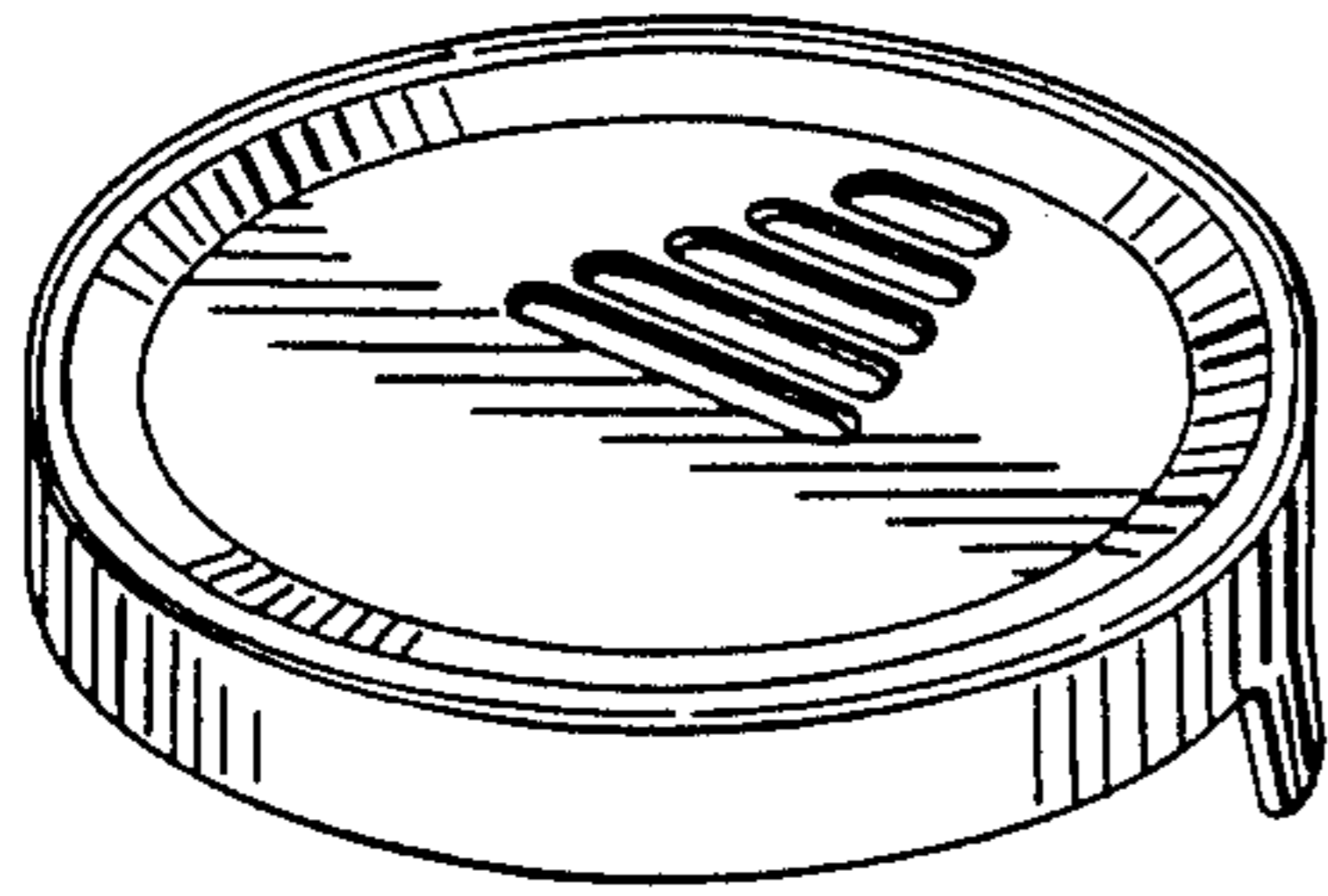


FIG. 1

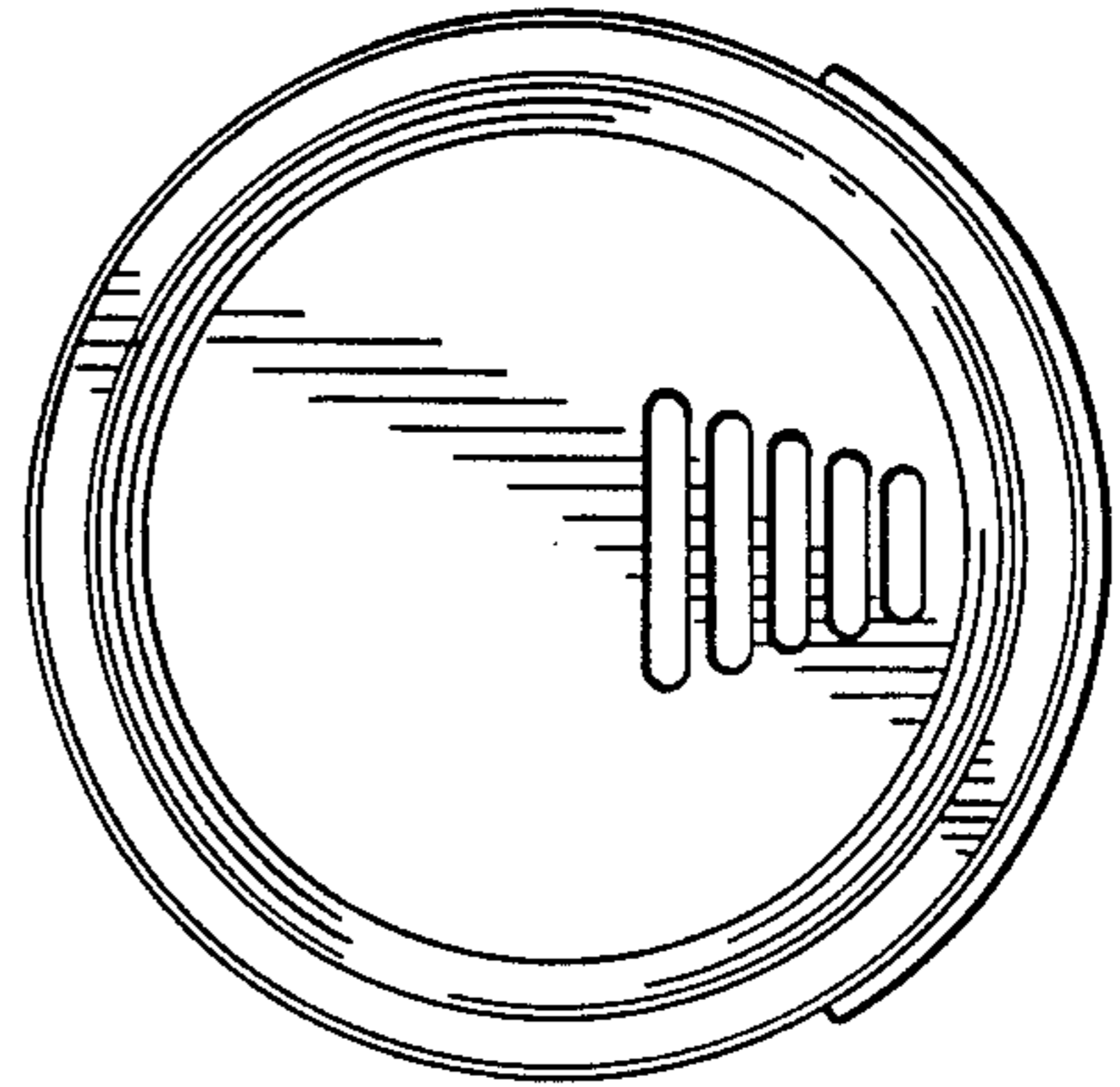


FIG. 2

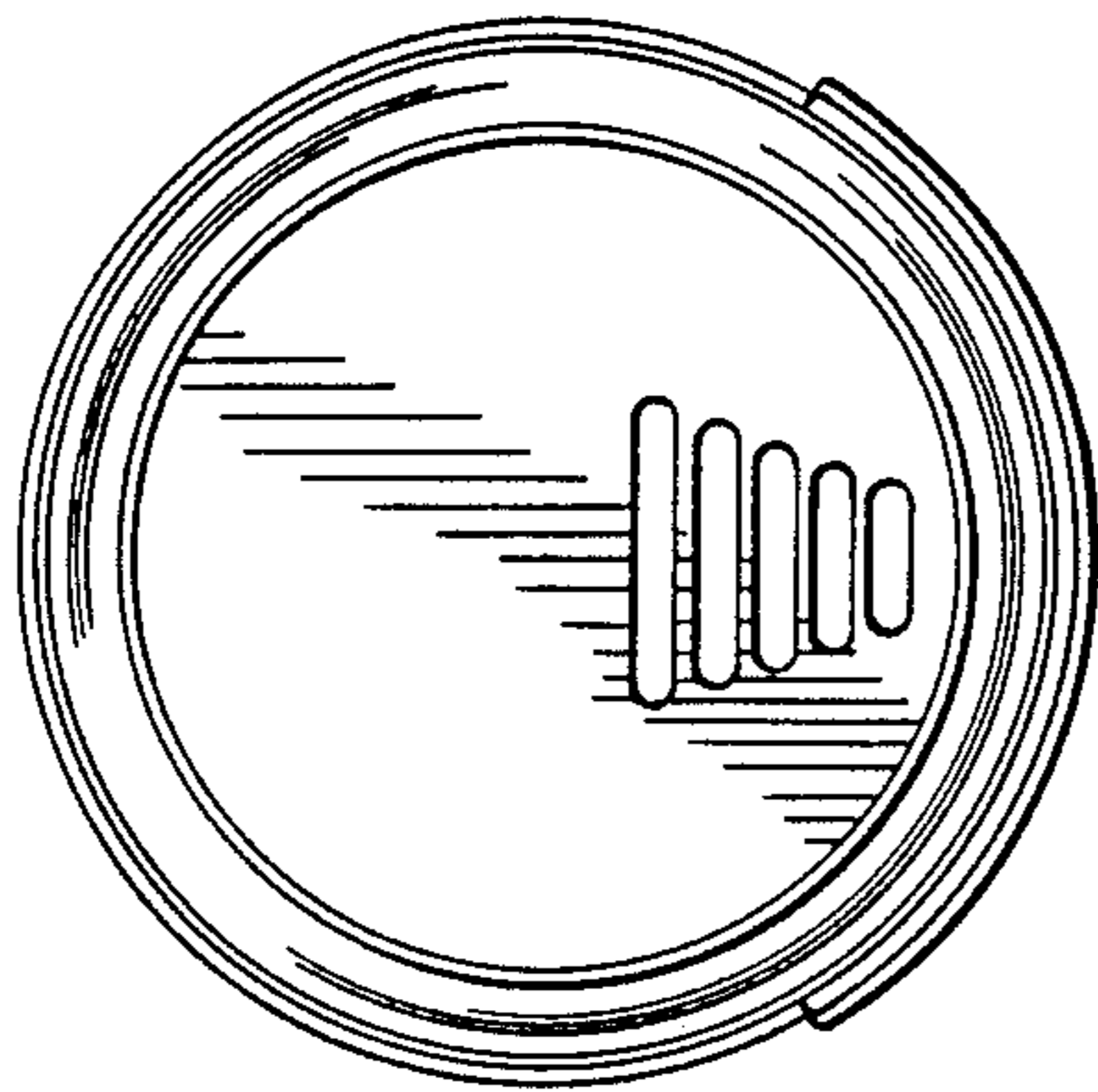


FIG. 3




FIG. 4




FIG. 5




FIG. 6