

[54] **EYEGLASS CLIP**

[76] **Inventor:** Juan A. Salinas, 1224 Santa Barbara St., San Diego, Calif. 92107

[**] **Term:** 14 Years

[21] **Appl. No.:** 7,394

[22] **Filed:** Jan. 27, 1987

[52] **U.S. Cl.** D8/395; D16/123; D28/39

[58] **Field of Search** D8/395, 371, 373; 24/545, 546, 555, 563, 3 C, 3 J, 3 G, 49 M, 49 SS, 49 C, 549, 550, DIG. 11; D16/123; D11/78.1; D28/39

[56] **References Cited**

U.S. PATENT DOCUMENTS

D. 26,541	1/1897	Covert	D8/395
D. 258,996	4/1981	Constantino	D11/78.1
D. 289,009	3/1987	Salacuse	D8/373
1,406,685	2/1922	Rohr	24/555
1,498,994	6/1924	Borsuk et al.	24/563
1,807,100	5/1931	Graff et al.	24/561
2,584,194	2/1952	Drury	24/555
3,837,608	9/1974	Simon	248/205.3

FOREIGN PATENT DOCUMENTS

0017564 of 1895 United Kingdom 24/555

OTHER PUBLICATIONS

Grammes Cat. 66; ©1941; p. 32; Pipe Hook 31425 (upper left corner).

Primary Examiner—B. J. Bullock

Attorney, Agent, or Firm—Gregory O. Garmon

[57] **CLAIM**

The ornamental design for an eyeglass clip, as shown and described.

DESCRIPTION

FIG. 1 is a perspective view of an eyeglass clip showing my new design;
FIG. 2 is a top plan view thereof, the bottom being a mirror image;
FIG. 3 is a front elevational view thereof;
FIG. 4 is a rear elevational view thereof;
FIG. 5 is a left end elevational view thereof;
FIG. 6 is a right end elevational view thereof;
FIG. 7 is a reduced perspective view thereof, the broken line showing of the eyeglasses being for illustrative purposes only; and
FIG. 8 is a reduced perspective view thereof, the eyeglasses again being shown in broken lines for illustrative purposes only.

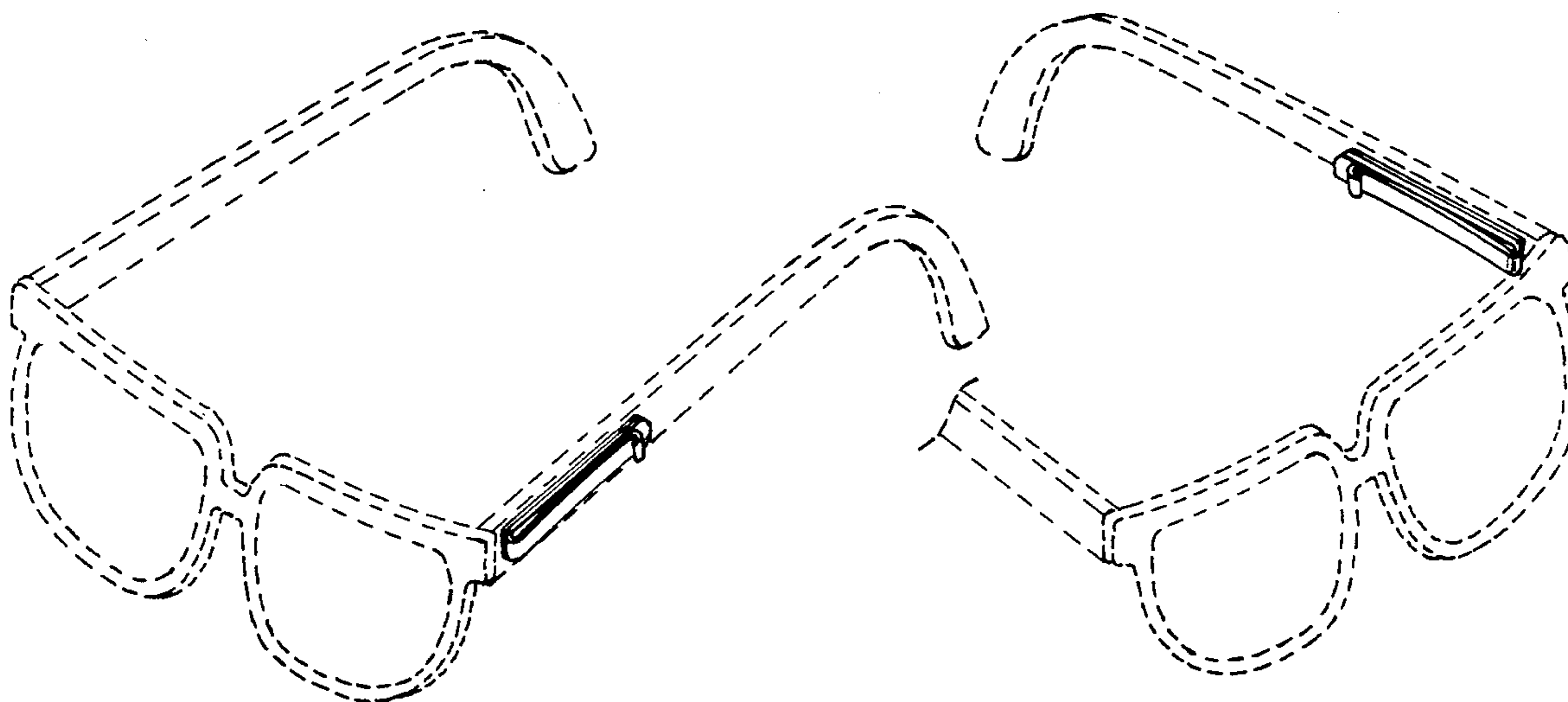



FIG. 1



FIG. 2

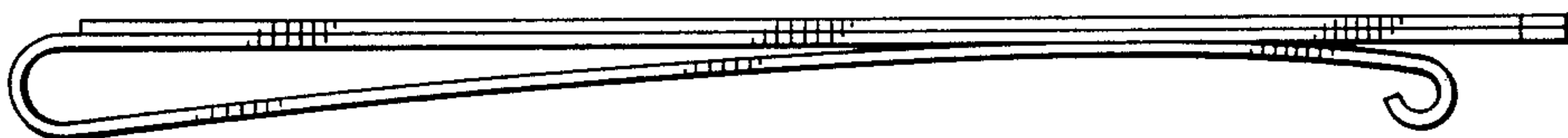


FIG. 3

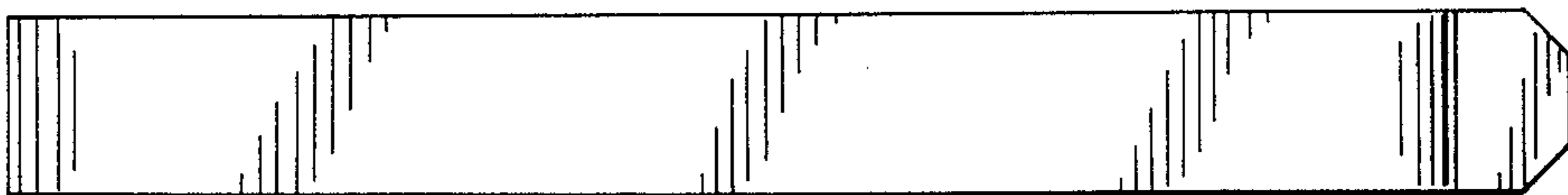


FIG. 4




FIG. 5



FIG. 6



FIG. 7

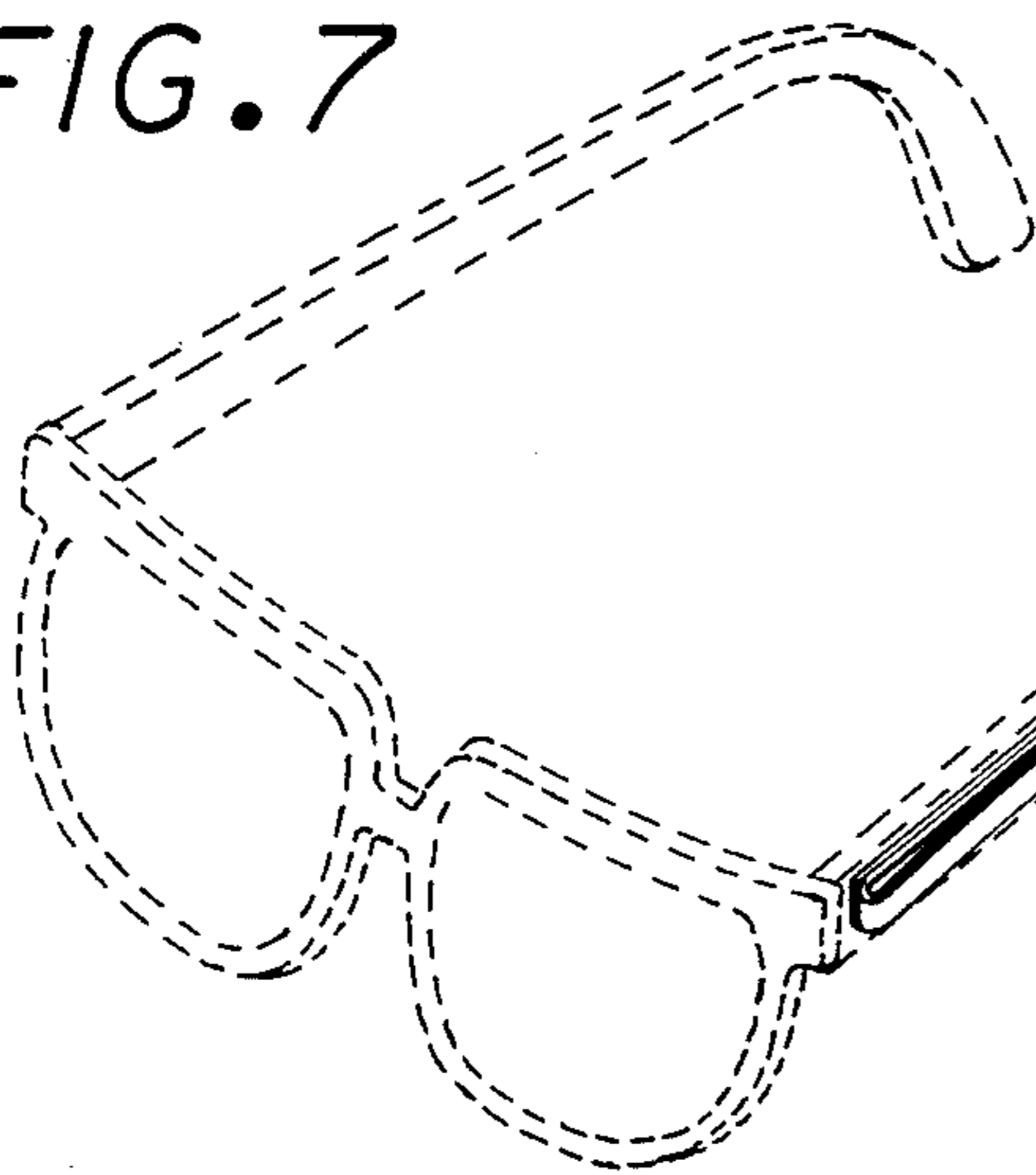


FIG. 8

